

MONTHLY REPORT OF DISBURSEMENTS
For the month of October 2024

Department: Department of Environment and Natural Resources (DENR)
Agency: Office of the Secretary
Operating Unit: ALL
Organization Code: 10 001 0100000
Fund Cluster: 01 - Regular Agency Fund

Particulars	Current Year Budget					Prior Year's Budget										SUB-TOTAL	Trust Liabilities				Grand Total					Remarks		
	PS	MOOE	FinEx	CO	TOTAL	Prior Year's Accounts Payable					Current Year's Accounts Payable						TOTAL	PS	MOOE	CO	TOTAL	PS	MOOE	FinEx	CO		TOTAL	
						PS	MOOE	FinEx	CO	Sub-Total	PS	MOOE	FinEx	CO	Sub-Total													
1	2	3	4	5	6=(2+3+4+5)	7	8	9	10	11=(7+8+9+10)	12	13	14	15	16=(12+13+14+15)	17=(11+16)	18=(6+17)	19	20	21	22=(19+20+21)	23	24	25	26	27=(23+24+25+26)	28	
CASH DISBURSEMENTS	630,196,067.80	815,591,741.82	-	140,782,150.60	1,586,569,960.02	(1,202,741.58)	4,954,377.17	-	9,733,349.84	13,484,985.43	-	13,836,757.29	-	272,258.55	14,109,015.84	27,594,001.27	1,614,163,961.29	-	-	-	-	628,993,326.22	834,382,676.08	-	150,787,758.99	1,614,163,861.29		
Notice of Cash Allocation (NCA)	623,670,824.41	812,805,448.36	-	140,017,577.60	1,576,593,850.37	(1,202,741.58)	4,954,377.17	-	9,733,349.84	13,484,985.43	-	13,786,757.29	-	272,258.55	14,059,015.84	27,544,001.27	1,604,137,851.64	-	-	-	-	622,468,062.83	831,846,582.62	-	150,023,185.99	1,604,137,651.64		
MDS Checks Issued	55,033,092.11	464,355,235.69	-	69,799,801.68	589,187,929.48	-	65,364.96	-	340,570.34	405,935.30	-	1,304,509.82	-	-	1,304,509.82	1,710,445.12	590,898,374.60	-	-	-	-	55,033,092.11	465,726,110.47	-	70,140,172.02	590,898,374.60		
Advice to Debit Account	568,637,732.30	348,550,212.67	-	70,217,975.92	987,405,920.89	(1,202,741.58)	4,889,012.21	-	9,392,779.50	13,079,050.13	-	12,482,247.47	-	272,258.55	12,754,506.02	25,833,556.15	1,013,239,477.04	-	-	-	-	597,434,990.72	365,921,472.35	-	78,983,013.97	1,013,239,477.04		
Notice of Transfer Allocations (NTA)	6,525,243.39	2,686,293.26	-	764,573.00	9,976,109.65	-	-	-	-	-	-	50,000.00	-	-	50,000.00	50,000.00	10,026,109.65	-	-	-	-	6,525,243.39	2,736,293.26	-	764,573.00	10,026,109.65		
MDS Checks Issued	2,970,189.94	143,335.81	-	-	3,113,525.75	-	-	-	-	-	-	-	-	-	-	-	3,113,525.75	-	-	-	-	2,970,189.94	143,335.81	-	-	3,113,525.75		
Advice to Debit Account	3,555,053.45	2,542,957.45	-	764,573.00	6,862,583.90	-	-	-	-	-	-	50,000.00	-	-	50,000.00	50,000.00	6,912,583.90	-	-	-	-	3,555,053.45	2,592,957.45	-	764,573.00	6,912,583.90		
Working Fund for FAPs	-	-	-	-	-	-	-	-	-	-	-	-	-	-	-	-	-	-	-	-	-	-	-	-	-	-	-	
Cash Disbursement Ceiling (CDC)	-	-	-	-	-	-	-	-	-	-	-	-	-	-	-	-	-	-	-	-	-	-	-	-	-	-	-	
TOTAL CASH DISBURSEMENTS	630,196,067.80	815,591,741.82	-	140,782,150.60	1,586,569,960.02	(1,202,741.58)	4,954,377.17	-	9,733,349.84	13,484,985.43	-	13,836,757.29	-	272,258.55	14,109,015.84	27,594,001.27	1,614,163,961.29	-	-	-	-	628,993,326.22	834,382,676.08	-	150,787,758.99	1,614,163,961.29		
NON-CASH DISBURSEMENTS	45,578,568.42	19,772,118.50	-	7,585,889.00	72,936,575.92	-	905,648.54	-	503,816.51	1,409,465.05	-	295,008.57	-	-	295,008.57	1,704,473.62	74,641,049.54	-	-	-	-	45,578,568.42	20,972,775.61	-	8,089,705.51	74,641,049.54		
Tax Remittance Advices Issued (TRA)	45,578,568.42	19,772,118.50	-	7,585,889.00	72,936,575.92	-	905,648.54	-	503,816.51	1,409,465.05	-	295,008.57	-	-	295,008.57	1,704,473.62	74,641,049.54	-	-	-	-	45,578,568.42	20,972,775.61	-	8,089,705.51	74,641,049.54		
Non-Cash Availment Authority (NCAA)	-	-	-	-	-	-	-	-	-	-	-	-	-	-	-	-	-	-	-	-	-	-	-	-	-	-	-	
Disbursements effected through outright deductions from claims (please specify...)	-	-	-	-	-	-	-	-	-	-	-	-	-	-	-	-	-	-	-	-	-	-	-	-	-	-	-	
Overpayment of expenses(e.g. personnel benefits)	-	-	-	-	-	-	-	-	-	-	-	-	-	-	-	-	-	-	-	-	-	-	-	-	-	-	-	
Restitution for loss of government property	-	-	-	-	-	-	-	-	-	-	-	-	-	-	-	-	-	-	-	-	-	-	-	-	-	-	-	
Liquidated damages and similar claims	-	-	-	-	-	-	-	-	-	-	-	-	-	-	-	-	-	-	-	-	-	-	-	-	-	-	-	
Others(TEF BTr- Documentary Stamp Tax etc.)	-	-	-	-	-	-	-	-	-	-	-	-	-	-	-	-	-	-	-	-	-	-	-	-	-	-	-	
TOTAL NON-CASH DISBURSEMENTS	45,578,568.42	19,772,118.50	-	7,585,889.00	72,936,575.92	-	905,648.54	-	503,816.51	1,409,465.05	-	295,008.57	-	-	295,008.57	1,704,473.62	74,641,049.54	-	-	-	-	45,578,568.42	20,972,775.61	-	8,089,705.51	74,641,049.54		
GRAND TOTAL	675,774,636.22	835,363,860.32	-	148,368,039.60	1,659,506,535.94	(1,202,741.58)	5,860,025.71	-	10,237,166.35	14,894,450.48	-	14,131,765.86	-	272,258.55	14,404,024.41	29,298,474.89	1,688,806,010.83	-	-	-	-	674,571,894.64	855,356,851.69	-	158,877,464.50	1,688,805,015.83		

SUMMARY	Particulars	Previous Report	This Month	As at Date
(1)	(2)	(3)	(4)	(5)
Total Disbursement Authorities Received		15,826,953,394.26	3,140,890,324.13	18,969,843,708.39
NCA		13,843,057,754.00	2,585,918,908.00	16,428,976,662.00
NTA		1,511,413,094.58	480,330,366.59	1,991,743,461.17
Working Fund		-	-	-
TRA		474,482,535.68	74,641,049.54	549,123,585.22
CDC		-	-	-
NCAA		-	-	-
Less: Notice of Transfer of Allocations (NTA)* Issued		1,511,413,094.58	480,330,366.59	1,991,743,461.17
Total Disbursement Authorities Available		14,317,540,299.68	2,660,559,957.54	16,978,100,247.22
Less:		-	-	-
Lapsed NCA		892,552,694.22	-	892,552,694.22
Disbursements		13,425,220,594.50	1,688,805,010.83	15,114,025,575.33
Less: Other Non-Cash Disbursements		0.60	-	0.60
Disbursements effected through outright deductions from claims		0.60	-	0.60
Overpayment of expenses(e.g. personnel benefits)		0.60	-	0.60
Restitution for loss of government property		-	-	-
Liquidated damages and similar claims		-	-	-
Others (e.g. TEF BTr Docs Stamp etc.)		-	-	-
Add/Less: Adjustments (e.g. cancelled/taled checks)		232,968.44	272,312.93	505,281.37
Balance of Disbursement Authorities as at date		(0.00)	972,027,259.64	972,027,259.64
Total Disbursements Program		14,317,773,258.12	2,660,832,270.47	16,978,605,528.59
Less: **Actual Disbursements		13,425,220,563.90	1,688,805,010.83	15,114,025,574.73
(Over)/Under spending		892,552,694.22	972,027,259.64	1,864,579,953.86

Notes: * The use of NTA is discouraged
** Amounts should tally with the grand total disbursement (column 27).

Certified Correct:

DINA M. NILLOSAN
Agency Chief Accountant
Date: 

Approved by:

IMELDA R. DELA CRUZ
OIC Director, Financial and Management Service
Date:

MONTHLY REPORT OF DISBURSEMENTS
For the month of October 2024

Department: Department of Environment and Natural Resources (DENR)
Agency: Office of the Secretary
Operating Unit: ALL
Organization Code: 10 001 0100000
Fund Cluster: 02 - Foreign Assisted Projects Fund (GOP)

Particulars	Current Year Budget					Prior Year's Budget											SUB-TOTAL	Trust Liabilities				Grand Total					Remarks	
	PS	MOOE	FinEx	CO	TOTAL	Prior Year's Accounts Payable					Current Year's Accounts Payable					TOTAL		PS	MOOE	CO	TOTAL	PS	MOOE	FinEx	CO	TOTAL		
						PS	MOOE	FinEx	CO	Sub-Total	PS	MOOE	FinEx	CO	Sub-Total													
1	2	3	4	5	6=(2+3+4+5)	7	8	9	10	11=(7+8+9+10)	12	13	14	15	16=(12+13+14+15)	17=(11+16)	18=(6+17)	19	20	21	22=(19+20+21)	23	24	25	26	27=(23+24+25+26)	28	
CASH DISBURSEMENTS	-	-	-	-	-	-	-	-	-	-	-	-	-	-	-	-	-	-	-	-	-	-	-	-	-	-	-	-
Notice of Cash Allocation (NCA)	-	-	-	-	-	-	-	-	-	-	-	-	-	-	-	-	-	-	-	-	-	-	-	-	-	-	-	
MDS Checks Issued	-	-	-	-	-	-	-	-	-	-	-	-	-	-	-	-	-	-	-	-	-	-	-	-	-	-	-	
Advice to Debit Account	-	-	-	-	-	-	-	-	-	-	-	-	-	-	-	-	-	-	-	-	-	-	-	-	-	-	-	
Notice of Transfer Allocations (NTA)	-	-	-	-	-	-	-	-	-	-	-	-	-	-	-	-	-	-	-	-	-	-	-	-	-	-	-	
MDS Checks Issued	-	-	-	-	-	-	-	-	-	-	-	-	-	-	-	-	-	-	-	-	-	-	-	-	-	-	-	
Advice to Debit Account	-	-	-	-	-	-	-	-	-	-	-	-	-	-	-	-	-	-	-	-	-	-	-	-	-	-	-	
Working Fund for FAPs	-	-	-	-	-	-	-	-	-	-	-	-	-	-	-	-	-	-	-	-	-	-	-	-	-	-	-	
Cash Disbursement Ceiling (CDC)	-	-	-	-	-	-	-	-	-	-	-	-	-	-	-	-	-	-	-	-	-	-	-	-	-	-	-	
TOTAL CASH DISBURSEMENTS	-	-	-	-	-	-	-	-	-	-	-	-	-	-	-	-	-	-	-	-	-	-	-	-	-	-	-	
NON-CASH DISBURSEMENTS	-	1,128.68	-	2,875,305.16	2,876,433.84	-	-	-	602,712.45	602,712.45	-	-	-	-	602,712.45	3,479,146.29	-	-	-	-	-	1,128.68	-	3,478,017.61	3,479,146.29	-		
Tax Remittance Advices Issued (TRA)	-	1,128.68	-	2,875,305.16	2,876,433.84	-	-	-	602,712.45	602,712.45	-	-	-	-	602,712.45	3,479,146.29	-	-	-	-	-	1,128.68	-	3,478,017.61	3,479,146.29	-		
Non-Cash Availment Authority (NCAA)	-	-	-	-	-	-	-	-	-	-	-	-	-	-	-	-	-	-	-	-	-	-	-	-	-	-		
Disbursements effected through outright deduction	-	-	-	-	-	-	-	-	-	-	-	-	-	-	-	-	-	-	-	-	-	-	-	-	-	-		
Overpayment of expenses(e.g. personnel benef	-	-	-	-	-	-	-	-	-	-	-	-	-	-	-	-	-	-	-	-	-	-	-	-	-	-		
Restitution for loss of government property	-	-	-	-	-	-	-	-	-	-	-	-	-	-	-	-	-	-	-	-	-	-	-	-	-	-		
Liquidated damages and similar claims	-	-	-	-	-	-	-	-	-	-	-	-	-	-	-	-	-	-	-	-	-	-	-	-	-	-		
Others(TEF BTr-Documentary Stamp Tax etc.)	-	-	-	-	-	-	-	-	-	-	-	-	-	-	-	-	-	-	-	-	-	-	-	-	-	-		
TOTAL NON-CASH DISBURSEMENTS	-	1,128.68	-	2,875,305.16	2,876,433.84	-	-	-	602,712.45	602,712.45	-	-	-	-	602,712.45	3,479,146.29	-	-	-	-	-	1,128.68	-	3,478,017.61	3,479,146.29	-		
GRAND TOTAL	-	1,128.68	-	2,875,305.16	2,876,433.84	-	-	-	602,712.45	602,712.45	-	-	-	-	602,712.45	3,479,146.29	-	-	-	-	-	1,128.68	-	3,478,017.61	3,479,146.29	-		

SUMMARY

Particulars	Previous Report	This Month	As at Date
(1)	(2)	(3)	(4)
Total Disbursement Authorities Received	34,501,595.85	3,479,146.29	37,980,742.14
NCA	8,944,722.00	-	8,944,722.00
NTA	8,945,722.00	-	8,945,722.00
Working Fund	-	-	-
TRA	16,611,151.85	3,479,146.29	20,090,298.14
CDC	-	-	-
NCAA	-	-	-
Less: Notice of Transfer of Allocations (NTA)* Issued	8,945,722.00	-	8,945,722.00
Total Disbursement Authorities Available	25,555,873.85	3,479,146.29	29,035,020.14
Less:	-	-	-
Lapsed NCA	9,229.53	-	9,229.53
Disbursements	25,544,131.82	3,479,146.29	29,023,278.11
Less: Other Non-Cash Disbursements	-	-	-
Disbursements effected through outright deductions from claims	-	-	-
Overpayment of expenses(e.g. personnel benefits)	-	-	-
Restitution for loss of government property	-	-	-
Liquidated damages and similar claims	-	-	-
Others (e.g. TEF BTr Does Stamp etc.)	-	-	-
Add/Less: Adjustments (e.g. cancelled/staled checks)	(1,161.62)	(1,161.62)	(2,323.24)
Balance of Disbursement Authorities as at date***	1,350.88	(1,161.62)	189.26
Total Disbursements Program	25,554,712.23	3,477,984.67	29,032,696.90
Less: **Actual Disbursements	25,544,131.82	3,479,146.29	29,023,278.11
(Over)/Under spending	10,580.41	(1,161.62)	9,418.79

Notes: * The use of NTA is discouraged

** Amounts should tally with the grand total disbursement (column 27).

***Remaining cash disbursement balance is from Region 2 Proper as per 4.2.1.5 of the National Budget Circular No. 592 dated, January 02, 2024

Certified Correct:

Diña M. Nillosan
DIÑA M. NILLOSAN
Agency Chief Accountant
Date: *H 24*

Approved by:

Imelda R. Dela Cruz
IMELDA R. DELA CRUZ
OIC Director, Financial and Management Service
Date:

MONTHLY REPORT OF DISBURSEMENTS
For the month of October 2024

Department: Department of Environment and Natural Resources (DENR)
 Agency: Office of the Secretary
 Operating Unit: ALL
 Organization Code: 10 001 0100000
 Fund Cluster: 02 - Foreign Assisted Projects Fund (LP)

Particulars	Current Year Budget					Prior Year's Budget											SUB-TOTAL	Trust Liabilities				Grand Total					Remarks	
	PS	MOOE	FinEx	CO	TOTAL	Prior Year's Accounts Payable					Current Year's Accounts Payable							TOTAL	PS	MOOE	CO	TOTAL	PS	MOOE	FinEx	CO		TOTAL
						PS	MOOE	FinEx	CO	Sub-Total	PS	MOOE	FinEx	CO	Sub-Total													
1	2	3	4	5	6=(2+3+4+5)	7	8	9	10	11=(7+8+9+10)	12	13	14	15	16=(12+13+14+15)	17=(11+16)	18=(6+17)	19	20	21	22=(19+20+21)	23	24	25	26	27=(23+24+25+26)	28	
CASH DISBURSEMENTS									33,802,323.88	33,802,323.88				40,337,885.19	40,337,885.19	74,140,209.07	74,140,209.07									74,140,209.07	74,140,209.07	
Notice of Cash Allocation (NCA)																												
MDS Checks Issued																												
Advice to Debit Account																												
Notice of Transfer Allocations (NTA)																												
MDS Checks Issued																												
Advice to Debit Account																												
Working Fund for FAPs									33,802,323.88	33,802,323.88				40,337,885.19	40,337,885.19	74,140,209.07	74,140,209.07								74,140,209.07	74,140,209.07		
Cash Disbursement Ceiling (CDC)																												
TOTAL CASH DISBURSEMENTS									33,802,323.88	33,802,323.88				40,337,885.19	40,337,885.19	74,140,209.07	74,140,209.07								74,140,209.07	74,140,209.07		
NON-CASH DISBURSEMENTS																												
Tax Remittance Advices Issued (TRA)																												
Non-Cash Availment Authority (NCAA)																												
Disbursements effected through outright deduction																												
Overpayment of expenses(e.g. personnel benefit)																												
Restitution for loss of government property																												
Liquidated damages and similar claims																												
Others(TEF BTr-Documentary Stamp Tax etc.)																												
TOTAL NON-CASH DISBURSEMENTS																												
GRAND TOTAL									33,802,323.88	33,802,323.88				40,337,885.19	40,337,885.19	74,140,209.07	74,140,209.07								74,140,209.07	74,140,209.07		

SUMMARY

Particulars	Previous Report	This Month	As at Date
(1)	(2)	(3)	(4)
Total Disbursement Authorities Received	384,536,015.56	77,674,977.00	462,210,992.56
NCA	-	-	-
NTA	-	-	-
Working Fund	384,536,015.56	77,674,977.00	462,210,992.56
TRA	-	-	-
CDC	-	-	-
NCAA	-	-	-
Less: Notice of Transfer of Allocations (NTA)* Issued	147,030,372.15	-	147,030,372.15
Total Disbursement Authorities Available	237,505,643.41	77,674,977.00	315,180,620.41
Less:			
Lapsed NCA	-	-	-
Disbursements	237,173,547.74	74,140,209.07	311,313,756.81
Less: Other Non-Cash Disbursements			
Disbursements effected through outright deductions from claims	-	-	-
Overpayment of expenses(e.g. personnel benefits)	-	-	-
Restitution for loss of government property	-	-	-
Liquidated damages and similar claims	-	-	-
Others (e.g. TEF BTr Docs Stamp etc.)	-	-	-
Add/less: Adjustments (e.g. cancelled/staled checks)	70,453.02	-	70,453.02
Balance of Disbursement Authorities as at date	402,548.69	3,534,767.93	3,937,316.62
Total Disbursements Program	237,576,096.43	77,674,977.00	315,251,073.43
Less: **Actual Disbursements	237,173,547.74	74,140,209.07	311,313,756.81
(Over)/Under spending	402,548.69	3,534,767.93	3,937,316.62

Notes: * The use of NTA is discouraged

** Amounts should tally with the grand total disbursement (column 27).

Certified Correct:

Diña M. Nillosan
 DIÑA M. NILLOSAN
 Agency Chief Accountant
 Date: *10/24/24*

Approved by:

Imelda R. Dela Cruz
 IMELDA R. DELA CRUZ
 OIC Director, Financial and Management Service
 Date:

MONTHLY REPORT OF DISBURSEMENTS
For the month of October 2024


Department: Department of Environment and Natural Resources (DENR)
Agency: Office of the Secretary
Operating Unit: ALL
Organization Code: 10 001 0100000
Fund Cluster: 03 - Special Account - Locally Funded

Particulars	Current Year Budget					Prior Year's Budget											SUB-TOTAL	Trust Liabilities				Grand Total					Remarks
	PS	MOOE	FinEx	CO	TOTAL	Prior Year's Accounts Payable					Current Year's Accounts Payable					TOTAL		PS	MOOE	CO	TOTAL	PS	MOOE	FinEx	CO	TOTAL	
						PS	MOOE	FinEx	CO	Sub-Total	PS	MOOE	FinEx	CO	Sub-Total												
1	2	3	4	5	6=(2+3+4+5)	7	8	9	10	11=(7+8+9+10)	12	13	14	15	16=(12+13+14+15)	17=(11+16)	18=(6+17)	19	20	21	22=(19+20+21)	23	24	25	26	27=(23+24+25+26)	28
CASH DISBURSEMENTS	-	-	-	402,333.04	402,333.04	-	-	-	35,000.00	35,000.00	-	-	-	-	-	35,000.00	437,333.04	-	-	-	-	-	-	-	437,333.04	437,333.04	
Notice of Cash Allocation (NCA)	-	-	-	402,333.04	402,333.04	-	-	-	35,000.00	35,000.00	-	-	-	-	-	35,000.00	437,333.04	-	-	-	-	-	-	-	437,333.04	437,333.04	
MDS Checks Issued	-	-	-	191,038.28	191,038.28	-	-	-	35,000.00	35,000.00	-	-	-	-	-	35,000.00	226,038.28	-	-	-	-	-	-	-	226,038.28	226,038.28	
Advice to Debit Account	-	-	-	211,294.76	211,294.76	-	-	-	-	-	-	-	-	-	-	-	211,294.76	-	-	-	-	-	-	-	211,294.76	211,294.76	
Notice of Transfer Allocations (NTA)	-	-	-	-	-	-	-	-	-	-	-	-	-	-	-	-	-	-	-	-	-	-	-	-	-	-	
MDS Checks Issued	-	-	-	-	-	-	-	-	-	-	-	-	-	-	-	-	-	-	-	-	-	-	-	-	-	-	
Advice to Debit Account	-	-	-	-	-	-	-	-	-	-	-	-	-	-	-	-	-	-	-	-	-	-	-	-	-	-	
Working Fund for FAPs	-	-	-	-	-	-	-	-	-	-	-	-	-	-	-	-	-	-	-	-	-	-	-	-	-	-	
Cash Disbursement Ceiling (CDC)	-	-	-	-	-	-	-	-	-	-	-	-	-	-	-	-	-	-	-	-	-	-	-	-	-	-	
TOTAL CASH DISBURSEMENTS	-	-	-	402,333.04	402,333.04	-	-	-	35,000.00	35,000.00	-	-	-	-	-	35,000.00	437,333.04	-	-	-	-	-	-	-	437,333.04	437,333.04	
NON-CASH DISBURSEMENTS	-	45,055.37	-	151,451.51	196,506.88	-	-	-	-	-	-	-	-	-	-	-	196,506.88	-	-	-	-	-	45,055.37	-	151,451.51	196,506.88	
Tax Remittance Advices Issued (TRA)	-	45,055.37	-	151,451.51	196,506.88	-	-	-	-	-	-	-	-	-	-	-	196,506.88	-	-	-	-	-	45,055.37	-	151,451.51	196,506.88	
Non-Cash Availment Authority (NCAA)	-	-	-	-	-	-	-	-	-	-	-	-	-	-	-	-	-	-	-	-	-	-	-	-	-	-	
Disbursements effected through outright deductions from	-	-	-	-	-	-	-	-	-	-	-	-	-	-	-	-	-	-	-	-	-	-	-	-	-	-	
Overpayment of expenses(e.g. personnel benefits)	-	-	-	-	-	-	-	-	-	-	-	-	-	-	-	-	-	-	-	-	-	-	-	-	-	-	
Restitution for loss of government property	-	-	-	-	-	-	-	-	-	-	-	-	-	-	-	-	-	-	-	-	-	-	-	-	-	-	
Liquidated damages and similar claims	-	-	-	-	-	-	-	-	-	-	-	-	-	-	-	-	-	-	-	-	-	-	-	-	-	-	
Others(TEF BTr Documentary Stamp Tax etc.)	-	-	-	-	-	-	-	-	-	-	-	-	-	-	-	-	-	-	-	-	-	-	-	-	-	-	
TOTAL NON-CASH DISBURSEMENTS	-	45,055.37	-	151,451.51	196,506.88	-	-	-	-	-	-	-	-	-	-	-	196,506.88	-	-	-	-	-	45,055.37	-	151,451.51	196,506.88	
GRAND TOTAL	-	45,055.37	-	553,784.55	598,839.92	-	-	-	35,000.00	35,000.00	-	-	-	-	-	35,000.00	633,839.92	-	-	-	-	-	45,055.37	-	588,784.55	633,839.92	

SUMMARY

Particulars	Previous Report	This Month	As at Date
(1)	(2)	(3)	(4)
Total Disbursement Authorities Received	23,249,886.77	1,985,506.88	25,235,393.65
NCA	22,575,833.00	1,789,000.00	24,364,833.00
NTA	-	-	-
Working Fund	-	-	-
TRA	674,053.77	196,506.88	870,560.65
CDC	-	-	-
NCAA	-	-	-
Less: Notice of Transfer of Allocations (NTA)* issued	-	-	-
Total Disbursement Authorities Available	23,249,886.77	1,985,506.88	25,235,393.65
Less:			
Lapsed NCA	5,145,747.34	-	5,145,747.34
Disbursements	14,465,639.43	633,839.92	15,099,479.35
Less: Other Non-Cash Disbursements	-	-	-
Disbursements effected through outright deductions from claims	-	-	-
Overpayment of expenses(e.g. personnel benefits)	-	-	-
Restitution for loss of government property	-	-	-
Liquidated damages and similar claims	-	-	-
Others (e.g. TEF BTr Docs Stamp etc.)	-	-	-
Add/Less: Adjustments (e.g. cancelled/staled checks)	-	-	-
Balance of Disbursement Authorities as at date***	3,638,500.00	1,351,666.96	4,990,166.96
Total Disbursements Program	23,249,886.77	1,985,506.88	25,235,393.65
Less: **Actual Disbursements	14,465,639.43	633,839.92	15,099,479.35
(Over)/Under spending	8,784,247.34	1,351,666.96	10,135,914.30

Notes: * The use of NTA is discouraged
** Amounts should tally with the grand total disbursement (column 27).
*** Balance of Disbursement Authorities as at date is from Region 11. It was not reverted and still at their EMDS account.

Certified Correct:

DIANA M. NILLOSAN
Agency Chief Accountant
Date: 11 / 11 / 2024

Approved by:

IMELDA R. DELA CRUZ
OIC Director, Financial and Management Service
Date: _____

MONTHLY REPORT OF DISBURSEMENTS
For the month of October 2024

Department: Department of Environment and Natural Resources (DENR)
Agency: Office of the Secretary
Operating Unit: ALL
Organization Code: 10 001 0100000
Fund Cluster: 04 - Special Account - Foreign Assisted/Grant

Particulars	Current Year Budget					Prior Year's Budget											SUB-TOTAL	Trust Liabilities				Grand Total					Remarks				
	PS	MOOE	FinEx	CO	TOTAL	Prior Year's Accounts Payable					Current Year's Accounts Payable					TOTAL		PS	MOOE	CO	TOTAL	PS	MOOE	FinEx	CO	TOTAL					
						PS	MOOE	FinEx	CO	Sub-Total	PS	MOOE	FinEx	CO	Sub-Total																
1	2	3	4	5	6=(2+3+4+5)	7	8	9	10	11=(7+8+9+10)	12	13	14	15	16=(12+13+14+15)	17=(11+16)	18=(6+17)	19	20	21	22=(19+20+21)	23	24	25	26	27=(23+24+25+26)	28				
CASH DISBURSEMENTS	-	22,038,682.47	-	-	22,038,682.47	-	-	-	-	-	-	-	-	-	-	-	22,038,682.47	-	-	-	-	-	-	-	-	-	22,038,682.47	-	-	-	22,038,682.47
Notice of Cash Allocation (NCA)	-	4,703,010.71	-	-	4,703,010.71	-	-	-	-	-	-	-	-	-	-	-	4,703,010.71	-	-	-	-	-	-	-	-	-	4,703,010.71	-	-	-	4,703,010.71
MDS Checks Issued	-	4,703,010.71	-	-	4,703,010.71	-	-	-	-	-	-	-	-	-	-	-	4,703,010.71	-	-	-	-	-	-	-	-	-	4,703,010.71	-	-	-	4,703,010.71
Advice to Debit Account	-	-	-	-	-	-	-	-	-	-	-	-	-	-	-	-	-	-	-	-	-	-	-	-	-	-	-	-	-	-	-
Notice of Transfer Allocations (NTA)	-	-	-	-	-	-	-	-	-	-	-	-	-	-	-	-	-	-	-	-	-	-	-	-	-	-	-	-	-	-	-
MDS Checks Issued	-	-	-	-	-	-	-	-	-	-	-	-	-	-	-	-	-	-	-	-	-	-	-	-	-	-	-	-	-	-	-
Advice to Debit Account	-	-	-	-	-	-	-	-	-	-	-	-	-	-	-	-	-	-	-	-	-	-	-	-	-	-	-	-	-	-	-
Working Fund for FAPs	-	17,335,671.76	-	-	17,335,671.76	-	-	-	-	-	-	-	-	-	-	-	17,335,671.76	-	-	-	-	-	-	-	-	-	17,335,671.76	-	-	-	17,335,671.76
Cash Disbursement Ceiling (CDC)	-	-	-	-	-	-	-	-	-	-	-	-	-	-	-	-	-	-	-	-	-	-	-	-	-	-	-	-	-	-	-
TOTAL CASH DISBURSEMENTS	-	22,038,682.47	-	-	22,038,682.47	-	-	-	-	-	-	-	-	-	-	-	22,038,682.47	-	-	-	-	-	-	-	-	-	22,038,682.47	-	-	-	22,038,682.47
NON-CASH DISBURSEMENTS	-	96,562.65	-	-	96,562.65	-	-	-	-	-	-	-	-	-	-	-	96,562.65	-	-	-	-	-	-	-	-	-	96,562.65	-	-	-	96,562.65
Tax Remittance Advices Issued (TRA)	-	96,562.65	-	-	96,562.65	-	-	-	-	-	-	-	-	-	-	-	96,562.65	-	-	-	-	-	-	-	-	-	96,562.65	-	-	-	96,562.65
Non-Cash Availment Authority (NCAA)	-	-	-	-	-	-	-	-	-	-	-	-	-	-	-	-	-	-	-	-	-	-	-	-	-	-	-	-	-	-	-
Disbursements effected through outright deductions fr	-	-	-	-	-	-	-	-	-	-	-	-	-	-	-	-	-	-	-	-	-	-	-	-	-	-	-	-	-	-	-
Overpayment of expenses(e.g. personnel benefits)	-	-	-	-	-	-	-	-	-	-	-	-	-	-	-	-	-	-	-	-	-	-	-	-	-	-	-	-	-	-	-
Restitution for loss of government property	-	-	-	-	-	-	-	-	-	-	-	-	-	-	-	-	-	-	-	-	-	-	-	-	-	-	-	-	-	-	-
Liquidated damages and similar claims	-	-	-	-	-	-	-	-	-	-	-	-	-	-	-	-	-	-	-	-	-	-	-	-	-	-	-	-	-	-	-
Others(TEF BTr-Documetary Stamp Tax etc.)	-	-	-	-	-	-	-	-	-	-	-	-	-	-	-	-	-	-	-	-	-	-	-	-	-	-	-	-	-	-	-
TOTAL NON-CASH DISBURSEMENTS	-	96,562.65	-	-	96,562.65	-	-	-	-	-	-	-	-	-	-	-	96,562.65	-	-	-	-	-	-	-	-	-	96,562.65	-	-	-	96,562.65
GRAND TOTAL	-	22,135,245.12	-	-	22,135,245.12	-	-	-	-	-	-	-	-	-	-	-	22,135,245.12	-	-	-	-	-	-	-	-	-	22,135,245.12	-	-	-	22,135,245.12

SUMMARY

Particulars	Previous Report	This Month	As at Date
(1)	(2)	(3)	(4)
Total Disbursement Authorities Received	185,019,007.03	25,651,350.47	210,670,357.50
NCA	-	-	-
NTA	-	-	-
Working Fund	184,633,343.47	25,554,787.82	210,188,131.29
TRA	385,663.56	96,562.65	482,226.21
CDC	-	-	-
NCAA	-	-	-
Less: Notice of Transfer of Allocations (NTA)* Issued	62,396,858.57	3,212,750.00	65,609,608.57
Total Disbursement Authorities Available	122,622,148.46	22,438,600.47	145,060,748.93
Less:			
Lapsed NCA	-	-	-
Disbursements	108,586,982.53	22,135,245.12	130,722,227.65
Less: Other Non-Cash Disbursements	-	-	-
Disbursements effected through outright deductions from claims	-	-	-
Overpayment of expenses(e.g. personnel benefits)	-	-	-
Restitution for loss of government property	-	-	-
Liquidated damages and similar claims	-	-	-
Others (e.g. TEF BTr Docs Stamp etc.)	-	-	-
Add/Less: Adjustments (e.g. cancelled/staled checks)	646,289.18	-	646,289.18
Balance of Disbursement Authorities as at date	14,681,455.11	303,355.35	14,984,810.46
Total Disbursements Program	123,268,437.64	22,438,600.47	145,707,038.11
Less: **Actual Disbursements	108,586,982.53	22,135,245.12	130,722,227.65
(Over)/Under spending	14,681,455.11	303,355.35	14,984,810.46

Notes: * The use of NTA is discouraged
** Amounts should tally with the grand total disbursement (column 27).

Certified Correct:

DINA M. NILLOSAN
Agency Chief Accountant
Date: 

Approved by:

IMELDA R. DELA CRUZ
OIC Director, Financial and Management Service
Date:

MONTHLY REPORT OF DISBURSEMENTS
For the month of October 2024

Department: Department of Environment and Natural Resources (DENR)
Agency: Office of the Secretary
Operating Unit: ALL
Organization Code: 10 001 010000
Fund Cluster: 07 - Trust Fund



Particulars	Current Year Budget					Prior Year's Budget											SUB-TOTAL	Trust Liabilities				Grand Total					Remarks	
	PS	MOOE	FinEx	CO	TOTAL	Prior Year's Accounts Payable					Current Year's Accounts Payable					TOTAL		PS	MOOE	CO	TOTAL	PS	MOOE	FinEx	CO	TOTAL		
						PS	MOOE	FinEx	CO	Sub-Total	PS	MOOE	FinEx	CO	Sub-Total													
1	2	3	4	5	6=(2+3+4+5)	7	8	9	10	11=(7+8+9+10)	12	13	14	15	16=(12+13+14+15)	17=(11+16)	18=(6+17)	19	20	21	22=(19+20+21)	23	24	25	26	27=(23+24+25+26)	28	
CASH DISBURSEMENTS	-	-	-	-	-	-	-	-	-	-	-	-	-	-	-	-	-	-	2,837,670.24	-	-	2,837,670.24	-	2,837,670.24	-	-	2,837,670.24	
Notice of Cash Allocation (NCA)	-	-	-	-	-	-	-	-	-	-	-	-	-	-	-	-	-	-	2,837,670.24	-	-	2,837,670.24	-	2,837,670.24	-	-	2,837,670.24	
MDS Checks Issued	-	-	-	-	-	-	-	-	-	-	-	-	-	-	-	-	-	-	736,561.62	-	-	736,561.62	-	736,561.62	-	-	736,561.62	
Advice to Debit Account	-	-	-	-	-	-	-	-	-	-	-	-	-	-	-	-	-	-	2,101,108.62	-	-	2,101,108.62	-	2,101,108.62	-	-	2,101,108.62	
Notice of Transfer Allocations (NTA)	-	-	-	-	-	-	-	-	-	-	-	-	-	-	-	-	-	-	-	-	-	-	-	-	-	-		
MDS Checks Issued	-	-	-	-	-	-	-	-	-	-	-	-	-	-	-	-	-	-	-	-	-	-	-	-	-	-		
Advice to Debit Account	-	-	-	-	-	-	-	-	-	-	-	-	-	-	-	-	-	-	-	-	-	-	-	-	-	-		
Working Fund for FAPs	-	-	-	-	-	-	-	-	-	-	-	-	-	-	-	-	-	-	-	-	-	-	-	-	-	-		
Cash Disbursement Ceiling (CDC)	-	-	-	-	-	-	-	-	-	-	-	-	-	-	-	-	-	-	-	-	-	-	-	-	-	-		
TOTAL CASH DISBURSEMENTS	-	-	-	-	-	-	-	-	-	-	-	-	-	-	-	-	-	-	2,837,670.24	-	-	2,837,670.24	-	2,837,670.24	-	-	2,837,670.24	
NON-CASH DISBURSEMENTS	-	-	-	-	-	-	-	-	-	-	-	-	-	-	-	-	-	-	74,452.26	-	-	74,452.26	-	74,452.26	-	-	74,452.26	
Tax Remittance Advices Issued (TRA)	-	-	-	-	-	-	-	-	-	-	-	-	-	-	-	-	-	-	74,452.26	-	-	74,452.26	-	74,452.26	-	-	74,452.26	
Non-Cash Availment Authority (NCAA)	-	-	-	-	-	-	-	-	-	-	-	-	-	-	-	-	-	-	-	-	-	-	-	-	-	-		
Disbursements effected through outright deductions from	-	-	-	-	-	-	-	-	-	-	-	-	-	-	-	-	-	-	-	-	-	-	-	-	-	-		
Overpayment of expenses(e.g. personnel benefits)	-	-	-	-	-	-	-	-	-	-	-	-	-	-	-	-	-	-	-	-	-	-	-	-	-	-		
Restitution for loss of government property	-	-	-	-	-	-	-	-	-	-	-	-	-	-	-	-	-	-	-	-	-	-	-	-	-	-		
Liquidated damages and similar claims	-	-	-	-	-	-	-	-	-	-	-	-	-	-	-	-	-	-	-	-	-	-	-	-	-	-		
Others(TEF BTr-Documentary Stamp Tax etc.)	-	-	-	-	-	-	-	-	-	-	-	-	-	-	-	-	-	-	-	-	-	-	-	-	-	-		
TOTAL NON-CASH DISBURSEMENTS	-	-	-	-	-	-	-	-	-	-	-	-	-	-	-	-	-	-	74,452.26	-	-	74,452.26	-	74,452.26	-	-	74,452.26	
GRAND TOTAL	-	-	-	-	-	-	-	-	-	-	-	-	-	-	-	-	-	-	2,912,122.50	-	-	2,912,122.50	-	2,912,122.50	-	-	2,912,122.50	

SUMMARY

Particulars	Previous Report	This Month	As at Date
(1)	(2)	(3)	(4)
Total Disbursement Authorities Received	54,828,325.21	198,452.26	55,026,777.47
NCA	53,430,072.00	124,000.00	53,554,072.00
NTA	-	-	-
Working Fund	-	-	-
TRA	1,398,253.21	74,452.26	1,472,705.47
CDC	-	-	-
NCAA	-	-	-
Less: Notice of Transfer of Allocations (NTA)* issued	-	-	-
Total Disbursement Authorities Available	54,828,325.21	198,452.26	55,026,777.47
Less:	-	-	-
Lapsed NCA	-	-	-
Disbursements	25,440,076.06	2,912,122.50	28,352,198.56
Less: Other Non-Cash Disbursements	-	-	-
Disbursements effected through outright deductions from claims	-	-	-
*** Overpayment of expenses(e.g. personnel benefits)	-	-	-
Restitution for loss of government property	-	-	-
Liquidated damages and similar claims	-	-	-
Others (e.g. TEF BTr Docs Stamp etc.)	-	-	-
Add/Less: Adjustments (e.g. cancelled/staled checks)	5,807.81	-	5,807.81
Balance of Disbursement Authorities as at date	29,394,056.96	(2,713,670.24)	26,680,386.72
Total Disbursements Program	54,834,133.02	198,452.26	55,032,585.28
Less: **Actual Disbursements	25,440,076.06	2,912,122.50	28,352,198.56
(Over)/Under spending	29,394,056.96	(2,713,670.24)	26,680,386.72

Notes: * The use of NTA is discouraged
** Amounts should tally with the grand total disbursement (column 27).

Certified Correct:


DINA M. NILLOSAN
Agency Chief Accountant
Date: 

Approved by:


IMELDA R. DELA CRUZ
OIC Director, Financial and Management Service
Date: