

MONTHLY REPORT OF DISBURSEMENTS
For the month of September 2024

Department: Department of Environment and Natural Resources (DENR)
Agency: Office of the Secretary
Operating Unit: ALL
Organization Code: 10 001 0100000
Fund Cluster: 01 - Regular Agency Fund

Table with columns: Particulars, Current Year Budget (PS, MOOE, FinEx, CO, TOTAL), Prior Year's Budget (PS, MOOE, FinEx, CO, Sub-Total), Current Year's Accounts Payable (PS, MOOE, FinEx, CO, Sub-Total), SUB-TOTAL, Trust Liabilities (PS, MOOE, CO, TOTAL), Grand Total (PS, MOOE, FinEx, CO, TOTAL), Remarks.

SUMMARY

Table with columns: Particulars (1), Previous Report (2), This Month (3), As at Date (4). Rows include Total Disbursement Authorities Received, NCA, NTA, Working Fund, TRA, CDC, NCA, Less: Notice of Transfer of Allocations (NTA)* issued, Total Disbursement Authorities Available, Less: Lapsed NCA Disbursements, Less: Other Non-Cash Disbursements, Total Disbursements Program, Less: **Actual Disbursements, (Over)/Under spending.

Notes: * The use of NTA is discouraged
** Amounts should tally with the grand total disbursement (column 27).

Certified Correct:
[Signature]
DIÑA M. NILLOSAN
Agency Chief Accountant
Date: 11/8

Approved by:
[Signature]
JMEIDA R. DELA CRUZ
OIC Director, Financial and Management Service
Date:

MONTHLY REPORT OF DISBURSEMENTS
For the month of September 2024

Department: Department of Environment and Natural Resources (DENR)
Agency: Office of the Secretary
Operating Unit: ALL
Organization Code: 10 001 0100000
Fund Cluster: 02 - Foreign Assisted Projects Fund (GOP)

Particulars	Current Year Budget					Prior Year's Budget											SUB-TOTAL	Trust Liabilities				Grand Total					Remarks	
	PS	MOOE	FinEx	CO	TOTAL	Prior Year's Accounts Payable					Current Year's Accounts Payable							TOTAL	PS	MOOE	CO	TOTAL	PS	MOOE	FinEx	CO		TOTAL
						PS	MOOE	FinEx	CO	Sub-Total	PS	MOOE	FinEx	CO	Sub-Total	PS												
1	2	3	4	5	6=(2+3+4+5)	7	8	9	10	11=(7+8+9+10)	12	13	14	15	16=(12+13+14+15)	17=(11+16)	18=(6+17)	19	20	21	22=(19+20+21)	23	24	25	26	27=(23+24+25+26)	28	
CASH DISBURSEMENTS	-	59,373.05	-	-	59,373.05	-	1,741,876.81	-	1,607,775.97	3,349,652.78	-	-	-	-	3,349,652.78	3,409,025.83	-	-	-	-	-	-	1,801,249.88	-	1,607,775.97	-	3,409,025.83	
Notice of Cash Allocation (NCA)	-	59,373.05	-	-	59,373.05	-	1,582,386.22	-	1,446,495.73	3,028,881.95	-	-	-	-	3,028,881.95	3,089,255.00	-	-	-	-	-	-	1,641,759.27	-	1,446,495.73	-	3,089,255.00	
MDS Checks issued	-	2,403.05	-	-	2,403.05	-	22,995.60	-	970,532.94	993,528.54	-	-	-	-	993,528.54	995,931.59	-	-	-	-	-	-	25,398.65	-	970,532.94	-	995,931.59	
Advice to Debit Account	-	56,970.00	-	-	56,970.00	-	1,559,390.62	-	475,962.79	2,035,353.41	-	-	-	-	2,035,353.41	2,092,323.41	-	-	-	-	-	-	1,616,360.62	-	475,962.79	-	2,092,323.41	
Notice of Transfer Allocations (NTA)	-	-	-	-	-	-	159,490.59	-	161,280.24	320,770.83	-	-	-	-	320,770.83	320,770.83	-	-	-	-	-	-	159,490.59	-	161,280.24	-	320,770.83	
MDS Checks Issued	-	-	-	-	-	-	159,490.59	-	161,095.04	320,585.63	-	-	-	-	320,585.63	320,585.63	-	-	-	-	-	-	159,490.59	-	161,095.04	-	320,585.63	
Advice to Debit Account	-	-	-	-	-	-	-	-	185.20	185.20	-	-	-	-	185.20	185.20	-	-	-	-	-	-	-	-	185.20	-	185.20	
Working Fund for FAPs	-	-	-	-	-	-	-	-	-	-	-	-	-	-	-	-	-	-	-	-	-	-	-	-	-	-	-	
Cash Disbursement Ceiling (CDC)	-	-	-	-	-	-	-	-	-	-	-	-	-	-	-	-	-	-	-	-	-	-	-	-	-	-	-	
TOTAL CASH DISBURSEMENTS	-	59,373.05	-	-	59,373.05	-	1,741,876.81	-	1,607,775.97	3,349,652.78	-	-	-	-	3,349,652.78	3,409,025.83	-	-	-	-	-	-	1,801,249.88	-	1,607,775.97	-	3,409,025.83	
NON-CASH DISBURSEMENTS	-	-	-	-	-	-	103,959.38	-	367,569.62	471,529.00	-	-	-	-	471,529.00	471,529.00	-	-	-	-	-	-	103,959.38	-	367,569.62	-	471,529.00	
Tax Remittance Advices Issued (TRA)	-	-	-	-	-	-	103,959.38	-	367,569.62	471,529.00	-	-	-	-	471,529.00	471,529.00	-	-	-	-	-	-	103,959.38	-	367,569.62	-	471,529.00	
Non-Cash Availment Authority (NCAA)	-	-	-	-	-	-	-	-	-	-	-	-	-	-	-	-	-	-	-	-	-	-	-	-	-	-	-	
Disbursements effected through outright deduction	-	-	-	-	-	-	-	-	-	-	-	-	-	-	-	-	-	-	-	-	-	-	-	-	-	-	-	
Overpayment of expenses(e.g. personnel benef	-	-	-	-	-	-	-	-	-	-	-	-	-	-	-	-	-	-	-	-	-	-	-	-	-	-	-	
Restitution for loss of government property	-	-	-	-	-	-	-	-	-	-	-	-	-	-	-	-	-	-	-	-	-	-	-	-	-	-	-	
Liquidated damages and similar claims	-	-	-	-	-	-	-	-	-	-	-	-	-	-	-	-	-	-	-	-	-	-	-	-	-	-	-	
Others(TEF BTr Documentary Stamp Tax etc.)	-	-	-	-	-	-	-	-	-	-	-	-	-	-	-	-	-	-	-	-	-	-	-	-	-	-	-	
TOTAL NON-CASH DISBURSEMENTS	-	-	-	-	-	-	103,959.38	-	367,569.62	471,529.00	-	-	-	-	471,529.00	471,529.00	-	-	-	-	-	-	103,959.38	-	367,569.62	-	471,529.00	
GRAND TOTAL	-	59,373.05	-	-	59,373.05	-	1,845,836.19	-	1,975,345.59	3,821,181.78	-	-	-	-	3,821,181.78	3,880,554.83	-	-	-	-	-	-	1,905,209.24	-	1,975,345.59	-	3,880,554.83	

SUMMARY


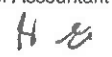
Particulars	Previous Report	This Month	As at Date
(1)	(2)	(3)	(4)
Total Disbursement Authorities Received	27,209,060.85	7,292,535.00	34,501,595.85
NCA	5,534,719.00	3,410,003.00	8,944,722.00
NTA	5,534,719.00	3,411,003.00	8,945,722.00
Working Fund	-	-	-
TRA	16,139,622.85	471,529.00	16,611,151.85
CDC	-	-	-
NCAA	-	-	-
Less: Notice of Transfer of Allocations (NTA)* issued	5,534,719.00	3,411,003.00	8,945,722.00
Total Disbursement Authorities Available	21,674,341.85	3,881,532.00	25,555,873.85
Less:	-	-	-
Lapsed NCA	8,413.98	815.55	9,229.53
Disbursements	21,663,576.99	3,880,554.83	25,544,131.82
Less: Other Non-Cash Disbursements	-	-	-
Disbursements effected through outright deductions from claims	-	-	-
Overpayment of expenses(e.g. personnel benefits)	-	-	-
Restitution for loss of government property	-	-	-
Liquidated damages and similar claims	-	-	-
Others (e.g. TEF BTr Docs Stamp etc.)	-	-	-
Add/Less: Adjustments (e.g. cancelled/staled checks)	-	(1,161.62)	(1,161.62)
Balance of Disbursement Authorities as at date***	2,350.88	(1,000.00)	1,350.88
Total Disbursements Program	21,674,341.85	3,880,370.38	25,554,712.23
Less: **Actual Disbursements	21,663,576.98	3,880,554.83	25,544,131.82
(Over)/Under spending	10,764.85	(184.45)	10,580.41

Notes: * The use of NTA is discouraged

** Amounts should tally with the grand total disbursement (column 27).

***Remaining cash disbursement balance is from Region 2 Proper as per 4.2.1.5 of the National Budget Circular No. 592 dated, January 02, 2024

Certified Correct:


DIÑA M. NILLOSAN
Agency Chief Accountant
Date: 

Approved by:


IMELDA R. DELA CRUZ
OIC Director, Financial and Management Service
Date:


MONTHLY REPORT OF DISBURSEMENTS
For the month of September 2024

Department: Department of Environment and Natural Resources (DENR)
 Agency: Office of the Secretary
 Operating Unit: ALL
 Organization Code: 10 001 0100000
 Fund Cluster: 02 - Foreign Assisted Projects Fund (LP)

Particulars	Current Year Budget					Prior Year's Budget					SUB-TOTAL	Trust Liabilities				Grand Total					Remarks						
	PS	MOOE	FinEx	CO	TOTAL	Prior Year's Accounts Payable				Current Year's Accounts Payable				TOTAL	PS	MOOE	CO	TOTAL	PS	MOOE		FinEx	CO	TOTAL			
						PS	MOOE	FinEx	CO	Sub-Total		PS	MOOE												FinEx	CO	Sub-Total
1	2	3	4	5	6=(2+3+4+5)	7	8	9	10	11=(7+8+9+10)	12	13	14	15	16=(12+13+14+15)	17=(11+16)	18=(6+17)	19	20	21	22=(19+20+21)	23	24	25	26	27=(23+24+25+26)	28
CASH DISBURSEMENTS									26,281.46	26,281.46				18,334.80	18,334.80	44,616.26	44,616.26								44,616.26	44,616.26	
Notice of Cash Allocation (NCA)																											
MDS Checks Issued																											
Advice to Debit Account																											
Notice of Transfer Allocations (NTA)																											
MDS Checks Issued																											
Advice to Debit Account																											
Working Fund for FAPs									26,281.46	26,281.46				18,334.80	18,334.80	44,616.26	44,616.26								44,616.26	44,616.26	
Cash Disbursement Ceiling (CDC)																											
TOTAL CASH DISBURSEMENTS									26,281.46	26,281.46				18,334.80	18,334.80	44,616.26	44,616.26								44,616.26	44,616.26	
NON-CASH DISBURSEMENTS																											
Tax Remittance Advices Issued (TRA)																											
Non-Cash Availment Authority (NCAA)																											
Disbursements effected through outright deduction																											
Overpayment of expenses (e.g. personnel benefit)																											
Restitution for loss of government property																											
Liquidated damages and similar claims																											
Others (TEF BTR-Documentary Stamp Tax etc.)																											
TOTAL NON-CASH DISBURSEMENTS																											
GRAND TOTAL									26,281.46	26,281.46				18,334.80	18,334.80	44,616.26	44,616.26								44,616.26	44,616.26	

SUMMARY	Particulars	Previous Report	This Month	As at Date
		(2)	(3)	(4)
	Total Disbursement Authorities Received	384,523,973.41	12,042.15	384,536,015.56
	NCA	-	-	-
	NTA	-	-	-
	Working Fund	384,523,973.41	12,042.15	384,536,015.56
	TRA	-	-	-
	CDC	-	-	-
	NCAA	-	-	-
	Less: Notice of Transfer of Allocations (NTA)* issued	147,018,330.00	12,042.15	147,030,372.15
	Total Disbursement Authorities Available	237,505,643.41	-	237,505,643.41
	Less:			
	Lapsed NCA	-	-	-
	Disbursements	237,128,931.48	44,616.28	237,173,547.74
	Less: Other Non-Cash Disbursements	-	-	-
	Disbursements effected through outright deductions from claims	-	-	-
	Overpayment of expenses (e.g. personnel benefits)	-	-	-
	Restitution for loss of government property	-	-	-
	Liquidated damages and similar claims	-	-	-
	Others (e.g. TEF BTR Docs Stamp etc.)	-	-	-
	Add/Less: Adjustments (e.g. cancelled/staled checks)	70,453.02	-	70,453.02
	Balance of Disbursement Authorities as at date	447,164.95	(44,616.28)	402,548.69
	Total Disbursements Program	237,576,096.43	-	237,576,096.43
	Less: **Actual Disbursements	237,128,931.48	44,616.26	237,173,547.74
	(Over)/Under spending	447,164.95	(44,616.28)	402,548.69

Notes: * The use of NTA is discouraged
 ** Amounts should tally with the grand total disbursement (column 27).

Certified Correct:

 DIÑA M. NILLOSAN
 Agency Chief Accountant
 Date: *NS*

Approved by:

 IMELDA R. DELA CRUZ
 OIC Director, Financial and Management Service
 Date:

MONTHLY REPORT OF DISBURSEMENTS
For the month of September 2024

Department: Department of Environment and Natural Resources (DENR)
Agency: Office of the Secretary
Operating Unit: ALL
Organization Code: 10 001 0100000
Fund Cluster: 03 - Special Account - Locally Funded

Particulars	Current Year Budget					Prior Year's Budget											SUB-TOTAL	Trust Liabilities				Grand Total					Remarks
	PS	MOOE	FinEx	CO	TOTAL	Prior Year's Accounts Payable					Current Year's Accounts Payable					TOTAL		PS	MOOE	CO	TOTAL	PS	MOOE	FinEx	CO	TOTAL	
						PS	MOOE	FinEx	CO	Sub-Total	PS	MOOE	FinEx	CO	Sub-Total												
1	2	3	4	5	6=(2+3+4+5)	7	8	9	10	11=(7+8+9+10)	12	13	14	15	16=(12+13+14+15)	17=(11+16)	18=(6+17)	19	20	21	22=(19+20+21)	23	24	25	26	27=(23+24+25+26)	28
CASH DISBURSEMENTS	-	52,234.24	-	5,680,177.48	5,712,411.72	-	-	-	794,042.12	794,042.12	-	-	-	-	794,042.12	6,506,453.84	-	-	-	-	-	-	52,234.24	-	8,454,219.60	6,506,453.84	-
Notice of Cash Allocation (NCA)	-	52,234.24	-	5,680,177.48	5,712,411.72	-	-	-	794,042.12	794,042.12	-	-	-	-	794,042.12	6,506,453.84	-	-	-	-	-	-	52,234.24	-	8,454,219.60	6,506,453.84	-
MDS Checks Issued	-	-	-	4,754,346.82	4,754,346.82	-	-	-	-	-	-	-	-	-	-	4,754,346.82	-	-	-	-	-	-	-	-	4,754,346.82	4,754,346.82	-
Advice to Debit Account	-	52,234.24	-	905,830.66	958,064.90	-	-	-	794,042.12	794,042.12	-	-	-	-	794,042.12	1,752,107.02	-	-	-	-	-	-	52,234.24	-	1,699,872.78	1,752,107.02	-
Notice of Transfer Allocations (NTA)	-	-	-	-	-	-	-	-	-	-	-	-	-	-	-	-	-	-	-	-	-	-	-	-	-	-	-
MDS Checks Issued	-	-	-	-	-	-	-	-	-	-	-	-	-	-	-	-	-	-	-	-	-	-	-	-	-	-	-
Advice to Debit Account	-	-	-	-	-	-	-	-	-	-	-	-	-	-	-	-	-	-	-	-	-	-	-	-	-	-	-
Working Fund for FAPs	-	-	-	-	-	-	-	-	-	-	-	-	-	-	-	-	-	-	-	-	-	-	-	-	-	-	-
Cash Disbursement Ceiling (CDC)	-	-	-	-	-	-	-	-	-	-	-	-	-	-	-	-	-	-	-	-	-	-	-	-	-	-	-
TOTAL CASH DISBURSEMENTS	-	52,234.24	-	5,680,177.48	5,712,411.72	-	-	-	794,042.12	794,042.12	-	-	-	-	794,042.12	6,506,453.84	-	-	-	-	-	-	52,234.24	-	8,454,219.60	6,506,453.84	-
NON-CASH DISBURSEMENTS	-	2,559.76	-	114,628.57	117,188.33	-	-	-	-	-	-	-	-	-	-	117,188.33	-	-	-	-	-	-	2,559.76	-	114,628.57	117,188.33	-
Tax Remittance Advances Issued (TRA)	-	2,559.76	-	114,628.57	117,188.33	-	-	-	-	-	-	-	-	-	-	117,188.33	-	-	-	-	-	-	2,559.76	-	114,628.57	117,188.33	-
Non-Cash Availment Authority (NCAA)	-	-	-	-	-	-	-	-	-	-	-	-	-	-	-	-	-	-	-	-	-	-	-	-	-	-	-
Disbursements effected through outright deductions for	-	-	-	-	-	-	-	-	-	-	-	-	-	-	-	-	-	-	-	-	-	-	-	-	-	-	-
Overpayment of expenses (e.g. personnel benefits)	-	-	-	-	-	-	-	-	-	-	-	-	-	-	-	-	-	-	-	-	-	-	-	-	-	-	-
Restitution for loss of government property	-	-	-	-	-	-	-	-	-	-	-	-	-	-	-	-	-	-	-	-	-	-	-	-	-	-	-
Liquidated damages and similar claims	-	-	-	-	-	-	-	-	-	-	-	-	-	-	-	-	-	-	-	-	-	-	-	-	-	-	-
Others (TEF BTR Documentary Stamp Tax etc.)	-	-	-	-	-	-	-	-	-	-	-	-	-	-	-	-	-	-	-	-	-	-	-	-	-	-	-
TOTAL NON-CASH DISBURSEMENTS	-	2,559.76	-	114,628.57	117,188.33	-	-	-	-	-	-	-	-	-	-	117,188.33	-	-	-	-	-	-	2,559.76	-	114,628.57	117,188.33	-
GRAND TOTAL	-	54,794.00	-	5,774,806.05	5,829,600.05	-	-	-	794,042.12	794,042.12	-	-	-	-	794,042.12	6,623,642.17	-	-	-	-	-	-	54,794.00	-	8,568,848.17	6,623,642.17	-

SUMMARY	Particulars	Previous Report	This Month	As at Date
(1)	(2)	(3)	(4)	(5)
Total Disbursement Authorities Received	18,759,359.44	4,490,527.33	23,249,886.77	
NCA	18,202,494.00	4,373,339.00	22,575,833.00	
NTA	-	-	-	
Working Fund	-	-	-	
TRA	556,865.44	117,188.33	674,053.77	
CDC	-	-	-	
NCAA	-	-	-	
Less: Notice of Transfer of Allocations (NTA)* issued	-	-	-	
Total Disbursement Authorities Available	18,759,359.44	4,490,527.33	23,249,886.77	
Less:				
Lapsed NCA	19,862.18	5,125,885.16	5,145,747.34	
Disbursements	7,841,997.26	6,623,642.17	14,465,639.43	
Less: Other Non-Cash Disbursements	-	-	-	
Disbursements effected through outright deductions from claims	-	-	-	
Overpayment of expenses (e.g. personnel benefits)	-	-	-	
Restitution for loss of government property	-	-	-	
Liquidated damages and similar claims	-	-	-	
Others (e.g. TEF BTR Docs Stamp etc.)	-	-	-	
Add/Less: Adjustments (e.g. cancelled/staled checks)	-	-	-	
Balance of Disbursement Authorities as at date***	10,897,500.00	(7,259,000.00)	3,638,500.00	
Total Disbursements Program	18,759,359.44	4,490,527.33	23,249,886.77	
Less: **Actual Disbursements	7,841,997.26	6,623,642.17	14,465,639.43	
(Over)/Under spending	10,917,362.18	(2,133,114.84)	8,784,247.34	

Notes: * The use of NTA is discouraged
** Amounts should tally with the grand total disbursement (column 27).
*** Balance of Disbursement Authorities as at date is from Region 11, it was not reverted and still at their EMDS account.

Certified Correct:


DINA M. NILLOSAN
Agency Chief Accountant
Date: 

Approved by:


IMEIDA R. DELA CRUZ
OIC Director, Financial and Management Service
Date:

MONTHLY REPORT OF DISBURSEMENTS
For the month of September 2024

Department: Department of Environment and Natural Resources (DENR)
Agency: Office of the Secretary
Operating Unit: ALL
Organization Code: 10 001 0100000
Fund Cluster: 04 - Special Account - Foreign Assisted/Grant



Particulars	Current Year Budget					Prior Year's Budget					SUB-TOTAL	Trust Liabilities				Grand Total					Remarks							
	PS	MOOE	FinEx	CO	TOTAL	Prior Year's Accounts Payable						TOTAL	PS	MOOE	CO	TOTAL	PS	MOOE	FinEx	CO		TOTAL						
						PS	MOOE	FinEx	CO	Sub-Total													PS	MOOE	FinEx	CO	Sub-Total	
1	2	3	4	5	6=(2+3+4+5)	7	8	9	10	11=(7+8+9+10)	12	13	14	15	16=(12+13+14+15)	17=(11+16)	18=(6+17)	19	20	21	22=(19+20+21)	23	24	25	26	27=(23+24+25+26)	28	
CASH DISBURSEMENTS	-	12,937,349.47	-	-	12,937,349.47	-	-	-	-	-	-	-	-	-	-	-	12,937,349.47	-	-	-	-	-	-	-	-	-	12,937,349.47	-
Notice of Cash Allocation (NCA)	-	6,144,080.13	-	-	6,144,080.13	-	-	-	-	-	-	-	-	-	-	-	6,144,080.13	-	-	-	-	-	-	-	-	-	6,144,080.13	-
MDS Checks issued	-	6,144,080.13	-	-	6,144,080.13	-	-	-	-	-	-	-	-	-	-	-	6,144,080.13	-	-	-	-	-	-	-	-	-	6,144,080.13	-
Advice to Debit Account	-	-	-	-	-	-	-	-	-	-	-	-	-	-	-	-	-	-	-	-	-	-	-	-	-	-	-	-
Notice of Transfer Allocations (NTA)	-	-	-	-	-	-	-	-	-	-	-	-	-	-	-	-	-	-	-	-	-	-	-	-	-	-	-	-
MDS Checks issued	-	-	-	-	-	-	-	-	-	-	-	-	-	-	-	-	-	-	-	-	-	-	-	-	-	-	-	-
Advice to Debit Account	-	-	-	-	-	-	-	-	-	-	-	-	-	-	-	-	-	-	-	-	-	-	-	-	-	-	-	-
Working Fund for PAPs	-	6,793,269.34	-	-	6,793,269.34	-	-	-	-	-	-	-	-	-	-	-	6,793,269.34	-	-	-	-	-	-	-	-	-	6,793,269.34	-
Cash Disbursement Ceiling (CDC)	-	-	-	-	-	-	-	-	-	-	-	-	-	-	-	-	-	-	-	-	-	-	-	-	-	-	-	-
TOTAL CASH DISBURSEMENTS	-	12,937,349.47	-	-	12,937,349.47	-	-	-	-	-	-	-	-	-	-	-	12,937,349.47	-	-	-	-	-	-	-	-	12,937,349.47	-	
NON-CASH DISBURSEMENTS	-	59,297.69	-	-	59,297.69	-	-	-	-	-	-	-	-	-	-	-	59,297.69	-	-	-	-	-	-	-	-	-	59,297.69	-
Tax Remittance Advices Issued (TRA)	-	59,297.69	-	-	59,297.69	-	-	-	-	-	-	-	-	-	-	-	59,297.69	-	-	-	-	-	-	-	-	-	59,297.69	-
Non-Cash Availment Authority (NCAA)	-	-	-	-	-	-	-	-	-	-	-	-	-	-	-	-	-	-	-	-	-	-	-	-	-	-	-	-
Disbursements effected through outright deductions from	-	-	-	-	-	-	-	-	-	-	-	-	-	-	-	-	-	-	-	-	-	-	-	-	-	-	-	-
Overpayment of expenses(e.g. personnel benefits)	-	-	-	-	-	-	-	-	-	-	-	-	-	-	-	-	-	-	-	-	-	-	-	-	-	-	-	-
Restitution for loss of government property	-	-	-	-	-	-	-	-	-	-	-	-	-	-	-	-	-	-	-	-	-	-	-	-	-	-	-	-
Liquidated damages and similar claims	-	-	-	-	-	-	-	-	-	-	-	-	-	-	-	-	-	-	-	-	-	-	-	-	-	-	-	-
Others(TEF BTr-Documentary Stamp Tax etc.)	-	-	-	-	-	-	-	-	-	-	-	-	-	-	-	-	-	-	-	-	-	-	-	-	-	-	-	-
TOTAL NON-CASH DISBURSEMENTS	-	59,297.69	-	-	59,297.69	-	-	-	-	-	-	-	-	-	-	-	59,297.69	-	-	-	-	-	-	-	-	59,297.69	-	
GRAND TOTAL	-	12,996,647.16	-	-	12,996,647.16	-	-	-	-	-	-	-	-	-	-	-	12,996,647.16	-	-	-	-	-	-	-	-	12,996,647.16	-	

SUMMARY

Particulars	Previous Report	This Month	As at Date
(1)	(2)	(3)	(4)
Total Disbursement Authorities Received	184,959,709.34	59,297.69	185,019,007.03
NCA	-	-	-
NTA	-	-	-
Working Fund	184,633,343.47	-	184,633,343.47
TRA	326,365.87	59,297.69	385,663.56
CDC	-	-	-
NCAA	-	-	-
Less: Notice of Transfer of Allocations (NTA)* issued	62,396,858.57	-	62,396,858.57
Total Disbursement Authorities Available	122,562,850.77	59,297.69	122,622,148.46
Less:	-	-	-
Lapsed NCA	-	-	-
Disbursements	95,590,335.37	12,996,647.16	108,586,982.53
Less: Other Non-Cash Disbursements	-	-	-
Disbursements effected through outright deductions from claims	-	-	-
Overpayment of expenses(e.g. personnel benefits)	-	-	-
Restitution for loss of government property	-	-	-
Liquidated damages and similar claims	-	-	-
Others (e.g. TEF BTr Docs Stamp etc.)	-	-	-
Add/Less: Adjustments (e.g. cancelled/staled checks)	531,114.18	115,175.00	646,289.18
Balance of Disbursement Authorities as at date	27,503,629.58	(12,822,174.47)	14,681,455.11
Total Disbursements Program	123,093,964.95	174,472.69	123,268,437.64
Less: **Actual Disbursements	95,590,335.37	12,996,647.16	108,586,982.53
(Over)/Under spending	27,503,629.58	(12,822,174.47)	14,681,455.11

Notes: * The use of NTA is discouraged
** Amounts should tally with the grand total disbursement (column 27).

Certified Correct:


DIÑA M. NILLOSAN
Agency Chief Accountant
Date: 

Approved by:


IMELDA R. DELA CRUZ
OIC Director, Financial and Management Service
Date:

MONTHLY REPORT OF DISBURSEMENTS
For the month of September 2024

Department: Department of Environment and Natural Resources (DENR)
Agency: Office of the Secretary
Operating Unit: ALL
Organization Code: 10 001 0100000
Fund Cluster: 07 - Trust Fund

Particulars	Current Year Budget					Prior Year's Budget										SUB-TOTAL	Trust Liabilities				Grand Total					Remarks	
	PS	MOOE	FinEx	CO	TOTAL	Prior Year's Accounts Payable					Current Year's Accounts Payable						TOTAL	PS	MOOE	CO	TOTAL	PS	MOOE	FinEx	CO		TOTAL
						PS	MOOE	FinEx	CO	Sub-Total	PS	MOOE	FinEx	CO	Sub-Total												
1	2	3	4	5	6=(2+3+4+5)	7	8	9	10	11=(7+8+9+10)	12	13	14	15	16=(12+13+14+15)	17=(11+16)	18=(6+17)	19	20	21	22=(19+20+21)	23	24	25	26	27=(23+24+25+26)	28
CASH DISBURSEMENTS	-	-	-	-	-	-	-	-	-	-	-	-	-	-	-	-	-	-	1,743,260.66	-	1,743,260.66	-	1,743,260.66	-	-	1,743,260.66	
Notice of Cash Allocation (NCA)	-	-	-	-	-	-	-	-	-	-	-	-	-	-	-	-	-	-	1,743,260.66	-	1,743,260.66	-	1,743,260.66	-	-	1,743,260.66	
MDS Checks Issued	-	-	-	-	-	-	-	-	-	-	-	-	-	-	-	-	-	-	92,050.00	-	92,050.00	-	92,050.00	-	-	92,050.00	
Advice to Debit Account	-	-	-	-	-	-	-	-	-	-	-	-	-	-	-	-	-	-	1,651,210.66	-	1,651,210.66	-	1,651,210.66	-	-	1,651,210.66	
Notice of Transfer Allocations (NTA)	-	-	-	-	-	-	-	-	-	-	-	-	-	-	-	-	-	-	-	-	-	-	-	-	-	-	
MDS Checks Issued	-	-	-	-	-	-	-	-	-	-	-	-	-	-	-	-	-	-	-	-	-	-	-	-	-	-	
Advice to Debit Account	-	-	-	-	-	-	-	-	-	-	-	-	-	-	-	-	-	-	-	-	-	-	-	-	-	-	
Working Fund for FAPs	-	-	-	-	-	-	-	-	-	-	-	-	-	-	-	-	-	-	-	-	-	-	-	-	-	-	
Cash Disbursement Ceiling (CDC)	-	-	-	-	-	-	-	-	-	-	-	-	-	-	-	-	-	-	-	-	-	-	-	-	-	-	
TOTAL CASH DISBURSEMENTS																			1,743,260.66		1,743,260.66		1,743,260.66			1,743,260.66	
NON-CASH DISBURSEMENTS	-	-	-	-	-	-	-	-	-	-	-	-	-	-	-	-	-	-	34,227.10	-	34,227.10	-	34,227.10	-	-	34,227.10	
Tax Remittance Advices Issued (TRA)	-	-	-	-	-	-	-	-	-	-	-	-	-	-	-	-	-	-	34,227.10	-	34,227.10	-	34,227.10	-	-	34,227.10	
Non-Cash Availment Authority (NCAA)	-	-	-	-	-	-	-	-	-	-	-	-	-	-	-	-	-	-	-	-	-	-	-	-	-	-	
Disbursements effected through outright deductions from	-	-	-	-	-	-	-	-	-	-	-	-	-	-	-	-	-	-	-	-	-	-	-	-	-	-	
Overpayment of expenses(e.g. personnel benefits)	-	-	-	-	-	-	-	-	-	-	-	-	-	-	-	-	-	-	-	-	-	-	-	-	-	-	
Restitution for loss of government property	-	-	-	-	-	-	-	-	-	-	-	-	-	-	-	-	-	-	-	-	-	-	-	-	-	-	
Liquidated damages and similar claims	-	-	-	-	-	-	-	-	-	-	-	-	-	-	-	-	-	-	-	-	-	-	-	-	-	-	
Others(TEF BTR-Documentary Stamp Tax etc.)	-	-	-	-	-	-	-	-	-	-	-	-	-	-	-	-	-	-	-	-	-	-	-	-	-	-	
TOTAL NON-CASH DISBURSEMENTS																			34,227.10		34,227.10		34,227.10			34,227.10	
GRAND TOTAL																			1,777,487.76		1,777,487.76		1,777,487.76			1,777,487.76	

SUMMARY

Particulars	Previous Report	This Month	As at Date
(1)	(2)	(3)	(4)
Total Disbursement Authorities Received	31,872,838.11	22,955,487.10	54,828,325.21
NCA	30,508,812.00	22,921,260.00	53,430,072.00
NTA	-	-	-
Working Fund	-	-	-
TRA	1,364,026.11	34,227.10	1,398,253.21
CDC	-	-	-
NCAA	-	-	-
Less: Notice of Transfer of Allocations (NTA)* issued	-	-	-
Total Disbursement Authorities Available	31,872,838.11	22,955,487.10	54,828,325.21
Less:	-	-	-
Lapsed NCA	-	-	-
Disbursements	23,662,588.30	1,777,487.76	25,440,076.06
Less: Other Non-Cash Disbursements	-	-	-
Disbursements effected through outright deductions from claims	-	-	-
*** Overpayment of expenses(e.g. personnel benefits)	-	-	-
Restitution for loss of government property	-	-	-
Liquidated damages and similar claims	-	-	-
Others (e.g. TEF BTR Docs Stamp etc.)	-	-	-
Add/Less: Adjustments (e.g. cancelled/stated checks)	5,807.81	-	5,807.81
Balance of Disbursement Authorities as at date	8,216,057.62	21,177,999.34	29,394,056.96
Total Disbursements Program	31,878,645.92	22,955,487.10	54,834,133.02
Less: **Actual Disbursements	23,662,588.30	1,777,487.76	25,440,076.06
(Over)/Under spending	8,216,057.62	21,177,999.34	29,394,056.96

Notes: * The use of NTA is discouraged
** Amounts should tally with the grand total disbursement (column 27).

Certified Correct:


DIÑA M. NILLOSAN
Agency Chief Accountant
Date: 

Approved by:


IMELDA R. DELA CRUZ
OIC Director, Financial and Management Service
Date: