

MONTHLY REPORT OF DISBURSEMENTS
For the month of July 2024



Department: Department of Environment and Natural Resources (DENR)
Agency: Office of the Secretary
Operating Unit: ALL
Organization Code: 10 001 0100000
Fund Cluster: 01 - Regular Agency Fund

Particulars	Current Year Budget					Prior Year's Budget											SUB-TOTAL	Trust Liabilities				Grand Total					Remarks
	PS	MOOE	FinEx	CO	TOTAL	Prior Year's Accounts Payable					Current Year's Accounts Payable					TOTAL		PS	MOOE	CO	TOTAL	PS	MOOE	FinEx	CO	TOTAL	
						PS	MOOE	FinEx	CO	Sub-Total	PS	MOOE	FinEx	CO	Sub-Total												
1	2	3	4	5	6=(2+3+4+5)	7	8	9	10	11=(7+8+9+10)	12	13	14	15	16=(12+13+14+15)	17=(11+16)	18=(6+17)	19	20	21	22=(19+20+21)	23	24	25	26	27=(23+24+25+26)	28
CASH DISBURSEMENTS	436,447,481.83	390,843,525.90	-	188,309,042.77	1,015,400,050.50	195,707.32	14,081,007.09	10,617.60	19,442,840.90	33,730,172.91	140,333.81	7,142,848.91	-	1,419,475.60	8,702,458.32	42,432,631.23	1,057,832,681.73	-	-	-	-	436,783,522.96	411,867,181.90	10,617.60	209,171,359.27	1,057,832,681.73	
Notice of Cash Allocation (NCA)	436,386,692.47	386,808,489.04	-	131,070,042.77	954,275,204.28	195,707.32	14,081,007.09	10,617.60	19,442,840.90	33,730,172.91	140,333.81	6,981,571.21	-	1,419,475.60	8,541,380.62	42,271,553.53	996,546,757.81	-	-	-	-	436,732,733.60	407,871,047.34	10,617.60	151,932,359.27	996,546,757.81	
MDS Checks Issued	65,710,156.85	48,607,048.18	-	66,343,368.45	181,660,574.48	-	4,857,267.40	10,617.60	522,387.64	5,390,272.64	-	478,148.19	-	21,303.00	499,451.19	5,889,723.83	187,550,298.31	-	-	-	-	65,710,156.85	54,942,464.77	10,617.60	66,887,059.09	187,550,298.31	
Advice to Debit Account	370,686,535.62	337,201,419.86	-	64,728,874.32	772,814,629.80	195,707.32	9,223,739.69	-	18,920,453.26	28,339,900.27	140,333.81	6,503,423.02	-	1,398,172.60	8,041,929.43	36,381,829.70	808,986,459.50	-	-	-	-	371,022,576.75	352,928,582.57	-	65,045,300.18	808,986,459.50	
Notice of Transfer Allocations (NTA)	50,789.36	3,835,056.86	-	57,239,000.00	61,124,846.22	-	-	-	-	-	-	161,077.70	-	-	161,077.70	161,077.70	61,285,923.92	-	-	-	-	50,789.36	3,996,134.56	-	57,239,000.00	61,285,923.92	
MDS Checks Issued	-	29,771.22	-	-	29,771.22	-	-	-	-	-	-	-	-	-	-	-	29,771.22	-	-	-	-	-	29,771.22	-	-	29,771.22	
Advice to Debit Account	50,789.36	3,805,285.64	-	57,239,000.00	61,095,075.00	-	-	-	-	-	-	161,077.70	-	-	161,077.70	161,077.70	61,256,152.70	-	-	-	-	50,789.36	3,966,363.34	-	57,239,000.00	61,256,152.70	
Working Fund for FAPs	-	-	-	-	-	-	-	-	-	-	-	-	-	-	-	-	-	-	-	-	-	-	-	-	-	-	
Cash Disbursement Ceiling (CDC)	-	-	-	-	-	-	-	-	-	-	-	-	-	-	-	-	-	-	-	-	-	-	-	-	-	-	
TOTAL CASH DISBURSEMENTS	436,447,481.83	390,843,525.90	-	188,309,042.77	1,015,400,050.50	195,707.32	14,081,007.09	10,617.60	19,442,840.90	33,730,172.91	140,333.81	7,142,848.91	-	1,419,475.60	8,702,458.32	42,432,631.23	1,057,832,681.73	-	-	-	-	436,783,522.96	411,867,181.90	10,617.60	209,171,359.27	1,057,832,681.73	
NON-CASH DISBURSEMENTS	25,961,280.26	20,461,746.66	7,331.74	8,303,702.01	54,734,060.67	-	1,257,449.39	442.40	262,475.15	1,520,366.94	-	224,770.64	-	781,151.04	1,005,921.68	2,526,288.62	57,260,349.29	-	-	-	-	25,961,280.26	21,943,966.69	7,774.14	9,347,328.20	57,260,349.29	
Tax Remittance Advice Issued (TRA)	25,961,280.26	20,461,746.66	7,331.74	8,303,702.01	54,734,060.67	-	1,257,449.39	442.40	262,475.15	1,520,366.94	-	224,770.64	-	781,151.04	1,005,921.68	2,526,288.62	57,260,349.29	-	-	-	-	25,961,280.26	21,943,966.69	7,774.14	9,347,328.20	57,260,349.29	
Non-Cash Availment Authority (NCAA)	-	-	-	-	-	-	-	-	-	-	-	-	-	-	-	-	-	-	-	-	-	-	-	-	-	-	
Disbursements effected through outright deductions from claims (please specify...)	-	-	-	-	-	-	-	-	-	-	-	-	-	-	-	-	-	-	-	-	-	-	-	-	-	-	
Overpayment of expenses(e.g. personnel benefits)	-	-	-	-	-	-	-	-	-	-	-	-	-	-	-	-	-	-	-	-	-	-	-	-	-	-	
Restitution for loss of government property	-	-	-	-	-	-	-	-	-	-	-	-	-	-	-	-	-	-	-	-	-	-	-	-	-	-	
Liquidated damages and similar claims	-	-	-	-	-	-	-	-	-	-	-	-	-	-	-	-	-	-	-	-	-	-	-	-	-	-	
Others(TEF BT- Documentary Stamp Tax etc.)	-	-	-	-	-	-	-	-	-	-	-	-	-	-	-	-	-	-	-	-	-	-	-	-	-	-	
TOTAL NON-CASH DISBURSEMENTS	25,961,280.26	20,461,746.66	7,331.74	8,303,702.01	54,734,060.67	-	1,257,449.39	442.40	262,475.15	1,520,366.94	-	224,770.64	-	781,151.04	1,005,921.68	2,526,288.62	57,260,349.29	-	-	-	-	25,961,280.26	21,943,966.69	7,774.14	9,347,328.20	57,260,349.29	
GRAND TOTAL	462,408,762.09	411,105,272.56	7,331.74	196,612,744.78	1,070,134,111.17	195,707.32	15,338,456.48	11,060.00	19,705,316.05	35,250,539.85	140,333.81	7,367,619.55	-	2,200,626.64	9,708,380.00	44,958,918.85	1,115,093,031.02	-	-	-	-	462,744,803.22	433,811,148.59	18,391.74	218,518,687.47	1,115,093,031.02	

SUMMARY

Particulars	Previous Report (2)	This Month (3)	As at Date (4)
Total Disbursement Authorities Received	9,978,916,262.29	2,119,717,681.46	12,098,633,943.75
NCA	8,884,478,153.00	1,816,679,202.00	10,701,157,355.00
NTA	795,481,111.44	245,778,130.17	1,041,259,241.61
Working Fund	-	-	-
TRA	298,956,997.85	57,260,349.29	356,217,347.14
CDC	-	-	-
NCAA	-	-	-
Less: Notice of Transfer of Allocations (NTA)* issued	795,481,111.44	245,778,130.17	1,041,259,241.61
Total Disbursement Authorities Available	9,183,435,150.85	1,873,939,551.29	11,057,374,702.14
Less:	-	-	-
Lapsed NCA	814,959,304.53	-	814,959,304.53
Disbursements	8,369,853,667.47	1,115,093,031.02	9,484,746,698.49
Less: Other Non-Cash Disbursements	0.60	-	0.60
Disbursements effected through outright deductions from claims	0.60	-	0.60
Overpayment of expenses(e.g. personnel benefits)	0.60	-	0.60
Restitution for loss of government property	-	-	-
Liquidated damages and similar claims	-	-	-
Others (e.g. TEF BT- Docs Stamp etc.)	-	-	-
Add: Less: Adjustments (e.g. cancelled/dated checks)	1,177,821.55	51,384.16	1,229,205.71
Balance of Disbursement Authorities as at date	(0.00)	758,897,904.43	758,897,904.43
Total Disbursements Program	9,184,612,972.40	1,873,990,935.45	11,058,603,907.85
Less: **Actual Disbursements	8,369,853,667.67	1,115,093,031.02	9,484,746,698.69
(Over)/Under spending	814,959,304.53	758,897,904.43	1,573,857,208.96

Notes: * The use of NTA is discouraged
** Amounts should tally with the grand total disbursement (column 27).

Certified Correct:

DINA M. NILLOSAN
Agency Chief Accountant
Date: 

Approved by:

IMELDA R. DELA CRUZ
OIC Director, Financial and Management Service
Date:

MONTHLY REPORT OF DISBURSEMENTS
For the month of July 2024

Department: Department of Environment and Natural Resources (DENR)
Agency: Office of the Secretary
Operating Unit: ALL
Organization Code: 10 001 0100000
Fund Cluster: 02 - Foreign Assisted Projects Fund (GOP)

Particulars	Current Year Budget					Prior Year's Budget											SUB-TOTAL	Trust Liabilities				Grand Total					Remarks		
	PS	MOOE	FinEx	CO	TOTAL 6=(2+3+4+5)	Prior Year's Accounts Payable					Current Year's Accounts Payable							TOTAL	PS	MOOE	CO	TOTAL	PS	MOOE	FinEx	CO		TOTAL	
						PS	MOOE	FinEx	CO	Sub-Total	PS	MOOE	FinEx	CO	Sub-Total	PS													MOOE
1	2	3	4	5	6=(2+3+4+5)	7	8	9	10	11=(7+8+9+10)	12	13	14	15	16=(12+13+14+15)	17=(11+16)	18=(6+17)	19	20	21	22=(19+20+21)	23	24	25	26	27=(23+24+25+26)	28		
CASH DISBURSEMENTS		7,034.78			7,034.78												7,034.78												
Notice of Cash Allocation (NCA)																													
MDS Checks Issued																													
Advice to Debit Account																													
Notice of Transfer Allocations (NTA)		7,034.78			7,034.78												7,034.78												
MDS Checks Issued																													
Advice to Debit Account		7,034.78			7,034.78												7,034.78												
Working Fund for FAPs																													
Cash Disbursement Ceiling (CDC)																													
TOTAL CASH DISBURSEMENTS		7,034.78			7,034.78												7,034.78												
NON-CASH DISBURSEMENTS		1,478,015.70			1,478,015.70		10,282.04		1,803,681.27	1,813,963.31						1,813,963.31	3,291,979.01												
Tax Remittance Advices Issued (TRA)		1,478,015.70			1,478,015.70		10,282.04		1,803,681.27	1,813,963.31						1,813,963.31	3,291,979.01												
Non-Cash Availment Authority (NCAA)																													
Disbursements effected through outright deduction																													
Overpayment of expenses(e.g. personnel benef																													
Restitution for loss of government property																													
Liquidated damages and similar claims																													
Others(TEF BTr-Documetary Stamp Tax etc.)																													
TOTAL NON-CASH DISBURSEMENTS		1,478,015.70			1,478,015.70		10,282.04		1,803,681.27	1,813,963.31						1,813,963.31	3,291,979.01												
GRAND TOTAL		1,485,050.48			1,485,050.48		10,282.04		1,803,681.27	1,813,963.31						1,813,963.31	3,299,013.79												

SUMMARY

Particulars	Previous Report	This Month	As at Date
(1)	(2)	(3)	(4)
Total Disbursement Authorities Received	23,916,788.72	3,291,979.01	27,208,767.73
NCA	5,534,719.00	-	5,534,719.00
NTA	5,534,719.00	-	5,534,719.00
Working Fund	-	-	-
TRA	12,847,350.72	3,291,979.01	16,139,329.73
CDC	-	-	-
NCAA	-	-	-
Less: Notice of Transfer of Allocations (NTA)* Issued	5,534,719.00	-	5,534,719.00
Total Disbursement Authorities Available	18,382,069.72	3,291,979.01	21,674,048.73
Less:			
Lapsed NCA	8,413.98	-	8,413.98
Disbursements	18,364,270.06	3,299,013.79	21,663,283.87
Less: Other Non-Cash Disbursements			
Disbursements effected through outright deductions from claims	-	-	-
Overpayment of expenses(e.g. personnel benefits)	-	-	-
Restitution for loss of government property	-	-	-
Liquidated damages and similar claims	-	-	-
Others (e.g. TEF BTr Docs Stamp etc.)	-	-	-
Add/Less: Adjustments (e.g. cancelled/staled checks)			
Balance of Disbursement Authorities as at date***	9,385.66	(7,034.78)	2,350.88
Total Disbursements Program	18,382,069.72	3,291,979.01	21,674,048.73
Less: **Actual Disbursements	18,364,270.06	3,299,013.79	21,663,283.87
(Over)/Under spending	17,799.64	(7,034.78)	10,764.86

Notes: * The use of NTA is discouraged

** Amounts should tally with the grand total disbursement (column 27).

***Remaining cash disbursement balance is from Region 2 Proper as per 4.2.1.5 of the National Budget Circular No. 592 dated, January 02, 2024

Certified Correct:

Dina M. Nillosan
DIÑA M. NILLOSAN
Agency Chief Accountant
Date: *14/7/24*

Approved by:

Imelda R. Dela Cruz
IMELDA R. DELA CRUZ
OIC Director, Financial and Management Service
Date:

MONTHLY REPORT OF DISBURSEMENTS
For the month of July 2024

Department: Department of Environment and Natural Resources (DENR)
Agency: Office of the Secretary
Operating Unit: ALL
Organization Code: 10 001 0100000
Fund Cluster: 02 - Foreign Assisted Projects Fund (LP)

Particulars	Current Year Budget					Prior Year's Budget					Current Year's Accounts Payable					SUB-TOTAL	Trust Liabilities				Grand Total					Remarks	
	PS	MOOE	FinEx	CO	TOTAL	Prior Year's Accounts Payable					Current Year's Accounts Payable						TOTAL	PS	MOOE	CO	TOTAL	PS	MOOE	FinEx	CO		TOTAL
						PS	MOOE	FinEx	CO	Sub-Total	PS	MOOE	FinEx	CO	Sub-Total												
1	2	3	4	5	6=(2+3+4+5)	7	8	9	10	11=(7+8+9+10)	12	13	14	15	16=(12+13+14+15)	17=(11+16)	18=(6+17)	19	20	21	22=(19+20+21)	23	24	25	26	27=(23+24+25+26)	28
CASH DISBURSEMENTS							48,165.32		39,431,444.82	39,479,610.14		60,291.00			60,291.00	39,539,901.14	39,539,901.14						108,456.32		39,431,444.82	39,539,901.14	
Notice of Cash Allocation (NCA)																											
MDS Checks Issued																											
Advice to Debit Account																											
Notice of Transfer Allocations (NTA)																											
MDS Checks Issued																											
Advice to Debit Account																											
Working Fund for FAPs							48,165.32		39,431,444.82	39,479,610.14		60,291.00			60,291.00	39,539,901.14	39,539,901.14						108,456.32		39,431,444.82	39,539,901.14	
Cash Disbursement Ceiling (CDC)																											
TOTAL CASH DISBURSEMENTS							48,165.32		39,431,444.82	39,479,610.14		60,291.00			60,291.00	39,539,901.14	39,539,901.14						108,456.32		39,431,444.82	39,539,901.14	
NON-CASH DISBURSEMENTS																											
Tax Remittance Advices Issued (TRA)																											
Non-Cash Availment Authority (NCAA)																											
Disbursements effected through outright deduction																											
Overpayment of expenses (e.g. personnel benefit)																											
Restitution for loss of government property																											
Liquidated damages and similar claims																											
Others (TEF BTr-Documentary Stamp Tax etc.)																											
TOTAL NON-CASH DISBURSEMENTS																											
GRAND TOTAL							48,165.32		39,431,444.82	39,479,610.14		60,291.00			60,291.00	39,539,901.14	39,539,901.14						108,456.32		39,431,444.82	39,539,901.14	

Particulars	Previous Report	This Month	As at Date
(1)	(2)	(3)	(4)
Total Disbursement Authorities Received	324,877,522.83	38,646,450.58	363,523,973.41
NCA	-	-	-
NTA	-	-	-
Working Fund	324,877,522.83	38,646,450.58	363,523,973.41
TRA	-	-	-
CDC	-	-	-
NCAA	-	-	-
Less: Notice of Transfer of Allocations (NTA)* Issued	146,432,926.00	585,404.00	147,018,330.00
Total Disbursement Authorities Available	178,444,596.83	38,061,046.58	216,505,643.41
Less:			
Lapsed NCA	-	-	-
Disbursements	176,815,297.53	39,539,901.14	216,355,198.67
Less: Other Non-Cash Disbursements			
Disbursements effected through outright deductions from claims	-	-	-
Overpayment of expenses (e.g. personnel benefits)	-	-	-
Restitution for loss of government property	-	-	-
Liquidated damages and similar claims	-	-	-
Others (e.g. TEF BTr Docs Stamp etc.)	-	-	-
Add/Less: Adjustments (e.g. cancelled/staled checks)	70,399.02	54.00	70,453.02
Balance of Disbursement Authorities as at date	1,899,698.32	(1,478,800.56)	420,897.76
Total Disbursements Program	178,514,995.85	38,061,100.58	216,576,096.43
Less: **Actual Disbursements	178,815,297.53	39,539,901.14	218,355,198.67
(Over)/Under spending	1,899,698.32	(1,478,800.56)	420,897.76

Notes: * The use of NTA is discouraged
** Amounts should tally with the grand total disbursement (column 27).

Certified Correct:

Diña M. Nillosan
DIÑA M. NILLOSAN
Agency Chief Accountant
Date: *H 6*

Approved by:

Imelda R. Dela Cruz
IMELDA R. DELA CRUZ
OIC Director, Financial and Management Service
Date:

MONTHLY REPORT OF DISBURSEMENTS
For the month of July 2024

Department: Department of Environment and Natural Resources (DENR)
Agency: Office of the Secretary
Operating Unit: ALL
Organization Code: 10 001 0100000
Fund Cluster: 03 - Special Account - Locally Funded

Particulars	Current Year Budget					Prior Year's Budget											SUB-TOTAL	Trust Liabilities				Grand Total					Remarks
	PS	MOOE	FinEx	CO	TOTAL	Prior Year's Accounts Payable					Current Year's Accounts Payable					TOTAL		PS	MOOE	CO	TOTAL	PS	MOOE	FinEx	CO	TOTAL	
						PS	MOOE	FinEx	CO	Sub-Total	PS	MOOE	FinEx	CO	Sub-Total												
1	2	3	4	5	6=(2+3+4+5)	7	8	9	10	11=(7+8+9+10)	12	13	14	15	16=(12+13+14+15)	17=(11+16)	18=(6+17)	19	20	21	22=(19+20+21)	23	24	25	26	27=(23+24+25+26)	28
CASH DISBURSEMENTS	-	-	-	-	-	-	-	-	-	-	-	-	-	-	-	-	-	-	-	-	-	-	-	-	-	-	-
Notice of Cash Allocation (NCA)	-	-	-	-	-	-	-	-	-	-	-	-	-	-	-	-	-	-	-	-	-	-	-	-	-	-	
MDS Checks Issued	-	-	-	-	-	-	-	-	-	-	-	-	-	-	-	-	-	-	-	-	-	-	-	-	-	-	
Advice to Debit Account	-	-	-	-	-	-	-	-	-	-	-	-	-	-	-	-	-	-	-	-	-	-	-	-	-	-	
Notice of Transfer Allocations (NTA)	-	-	-	-	-	-	-	-	-	-	-	-	-	-	-	-	-	-	-	-	-	-	-	-	-	-	
MDS Checks Issued	-	-	-	-	-	-	-	-	-	-	-	-	-	-	-	-	-	-	-	-	-	-	-	-	-	-	
Advice to Debit Account	-	-	-	-	-	-	-	-	-	-	-	-	-	-	-	-	-	-	-	-	-	-	-	-	-	-	
Working Fund for FAPs	-	-	-	-	-	-	-	-	-	-	-	-	-	-	-	-	-	-	-	-	-	-	-	-	-	-	
Cash Disbursement Ceiling (CDC)	-	-	-	-	-	-	-	-	-	-	-	-	-	-	-	-	-	-	-	-	-	-	-	-	-	-	
TOTAL CASH DISBURSEMENTS	-	-	-	-	-	-	-	-	-	-	-	-	-	-	-	-	-	-	-	-	-	-	-	-	-	-	
NON-CASH DISBURSEMENTS	-	-	-	-	-	-	-	-	-	-	-	-	-	-	-	-	-	-	-	-	-	-	-	-	-	-	
Tax Remittance Advices Issued (TRA)	-	-	-	-	-	-	-	-	-	-	-	-	-	-	-	-	-	-	-	-	-	-	-	-	-	-	
Non-Cash Availment Authority (NCAA)	-	-	-	-	-	-	-	-	-	-	-	-	-	-	-	-	-	-	-	-	-	-	-	-	-	-	
Disbursements effected through outright deductions from	-	-	-	-	-	-	-	-	-	-	-	-	-	-	-	-	-	-	-	-	-	-	-	-	-	-	
Overpayment of expenses (e.g. personnel benefits)	-	-	-	-	-	-	-	-	-	-	-	-	-	-	-	-	-	-	-	-	-	-	-	-	-	-	
Restitution for loss of government property	-	-	-	-	-	-	-	-	-	-	-	-	-	-	-	-	-	-	-	-	-	-	-	-	-	-	
Liquidated damages and similar claims	-	-	-	-	-	-	-	-	-	-	-	-	-	-	-	-	-	-	-	-	-	-	-	-	-	-	
Others (TEF BTr Documentary Stamp Tax etc.)	-	-	-	-	-	-	-	-	-	-	-	-	-	-	-	-	-	-	-	-	-	-	-	-	-	-	
TOTAL NON-CASH DISBURSEMENTS	-	-	-	-	-	-	-	-	-	-	-	-	-	-	-	-	-	-	-	-	-	-	-	-	-	-	
GRAND TOTAL	-	-	-	-	-	-	-	-	-	-	-	-	-	-	-	-	-	-	-	-	-	-	-	-	-	-	


SUMMARY

Particulars	Previous Report	This Month	As at Date
(1)	(2)	(3)	(4)
Total Disbursement Authorities Received	7,861,862.44	3,638,500.00	11,500,362.44
NCA	7,304,994.00	3,638,500.00	10,943,494.00
NTA	-	-	-
Working Fund	-	-	-
TRA	556,868.44	-	556,868.44
CDC	-	-	-
NCAA	-	-	-
Less: Notice of Transfer of Allocations (NTA)* issued	-	-	-
Total Disbursement Authorities Available	7,861,862.44	3,638,500.00	11,500,362.44
Less:	-	-	-
Lapsed NCA	19,862.18	-	19,862.18
Disbursements	7,842,000.26	-	7,842,000.26
Less: Other Non-Cash Disbursements	-	-	-
Disbursements effected through outright deductions from claims	-	-	-
Overpayment of expenses (e.g. personnel benefits)	-	-	-
Restitution for loss of government property	-	-	-
Liquidated damages and similar claims	-	-	-
Others (e.g. TEF BTr Docs Stamp etc.)	-	-	-
Add/Less: Adjustments (e.g. cancelled/staled checks)	-	-	-
Balance of Disbursement Authorities as at date	-	3,638,500.00	3,638,500.00
Total Disbursements Program	7,861,862.44	3,638,500.00	11,500,362.44
Less: **Actual Disbursements	7,842,000.26	-	7,842,000.26
(Over)/Under spending	19,862.18	3,638,500.00	3,658,362.18

Notes: * The use of NTA is discouraged

** Amounts should tally with the grand total disbursement (column 27).

Certified Correct:


DIÑA M. NILLOSAN
Agency Chief Accountant
Date: H 2

Approved by:


IMELDA R. DELA CRUZ
OIC Director, Financial and Management Service
Date:

MONTHLY REPORT OF DISBURSEMENTS
For the month of July 2024

Department: Department of Environment and Natural Resources (DENR)
 Agency: Office of the Secretary
 Operating Unit: ALL
 Organization Code: 10 001 0100000
 Fund Cluster: 04 - Special Account - Foreign Assisted/Grant

Particulars	Current Year Budget					Prior Year's Budget											SUB-TOTAL	Trust Liabilities				Grand Total					Remarks		
	PS	MOOE	FinEx	CO	TOTAL	Prior Year's Accounts Payable					Current Year's Accounts Payable					TOTAL		PS	MOOE	CO	TOTAL	PS	MOOE	FinEx	CO	TOTAL			
						PS	MOOE	FinEx	CO	Sub-Total	PS	MOOE	FinEx	CO	Sub-Total														
1	2	3	4	5	6=(2+3+4+5)	7	8	9	10	11=(7+8+9+10)	12	13	14	15	16=(12+13+14+15)	17=(11+16)	18=(6+17)	19	20	21	22=(19+20+21)	23	24	25	26	27=(23+24+25+26)	28		
CASH DISBURSEMENTS	-	4,027,977.95	-	-	4,027,977.95	-	-	-	-	-	-	-	-	-	-	-	4,027,977.95	-	-	-	-	-	-	-	-	4,027,977.95	-	-	4,027,977.95
Notice of Cash Allocation (NCA)	-	2,232,966.59	-	-	2,232,966.59	-	-	-	-	-	-	-	-	-	-	-	2,232,966.59	-	-	-	-	-	-	-	-	2,232,966.59	-	-	2,232,966.59
MDS Checks Issued	-	2,232,966.59	-	-	2,232,966.59	-	-	-	-	-	-	-	-	-	-	-	2,232,966.59	-	-	-	-	-	-	-	-	2,232,966.59	-	-	2,232,966.59
Advice to Debit Account	-	-	-	-	-	-	-	-	-	-	-	-	-	-	-	-	-	-	-	-	-	-	-	-	-	-	-	-	-
Notice of Transfer Allocations (NTA)	-	-	-	-	-	-	-	-	-	-	-	-	-	-	-	-	-	-	-	-	-	-	-	-	-	-	-	-	-
MDS Checks Issued	-	-	-	-	-	-	-	-	-	-	-	-	-	-	-	-	-	-	-	-	-	-	-	-	-	-	-	-	-
Advice to Debit Account	-	-	-	-	-	-	-	-	-	-	-	-	-	-	-	-	-	-	-	-	-	-	-	-	-	-	-	-	-
Working Fund for FAPs	-	1,795,011.36	-	-	1,795,011.36	-	-	-	-	-	-	-	-	-	-	-	1,795,011.36	-	-	-	-	-	-	-	-	1,795,011.36	-	-	1,795,011.36
Cash Disbursement Ceiling (CDC)	-	-	-	-	-	-	-	-	-	-	-	-	-	-	-	-	-	-	-	-	-	-	-	-	-	-	-	-	-
TOTAL CASH DISBURSEMENTS	-	4,027,977.95	-	-	4,027,977.95	-	-	-	-	-	-	-	-	-	-	-	4,027,977.95	-	-	-	-	-	-	-	-	4,027,977.95	-	-	4,027,977.95
NON-CASH DISBURSEMENTS	-	4,525.65	-	-	4,525.65	-	-	-	-	-	-	-	-	-	-	-	4,525.65	-	-	-	-	-	-	-	-	4,525.65	-	-	4,525.65
Tax Remittance Advices Issued (TRA)	-	4,525.65	-	-	4,525.65	-	-	-	-	-	-	-	-	-	-	-	4,525.65	-	-	-	-	-	-	-	-	4,525.65	-	-	4,525.65
Non-Cash Availment Authority (NCAA)	-	-	-	-	-	-	-	-	-	-	-	-	-	-	-	-	-	-	-	-	-	-	-	-	-	-	-	-	-
Disbursements effected through outright deductions from	-	-	-	-	-	-	-	-	-	-	-	-	-	-	-	-	-	-	-	-	-	-	-	-	-	-	-	-	-
Overpayment of expenses(e.g. personnel benefits)	-	-	-	-	-	-	-	-	-	-	-	-	-	-	-	-	-	-	-	-	-	-	-	-	-	-	-	-	-
Restitution for loss of government property	-	-	-	-	-	-	-	-	-	-	-	-	-	-	-	-	-	-	-	-	-	-	-	-	-	-	-	-	-
Liquidated damages and similar claims	-	-	-	-	-	-	-	-	-	-	-	-	-	-	-	-	-	-	-	-	-	-	-	-	-	-	-	-	-
Others(TEF BTr-Documentary Stamp Tax etc.)	-	-	-	-	-	-	-	-	-	-	-	-	-	-	-	-	-	-	-	-	-	-	-	-	-	-	-	-	-
TOTAL NON-CASH DISBURSEMENTS	-	4,525.65	-	-	4,525.65	-	-	-	-	-	-	-	-	-	-	-	4,525.65	-	-	-	-	-	-	-	-	4,525.65	-	-	4,525.65
GRAND TOTAL	-	4,032,503.60	-	-	4,032,503.60	-	-	-	-	-	-	-	-	-	-	-	4,032,503.60	-	-	-	-	-	-	-	-	4,032,503.60	-	-	4,032,503.60

SUMMARY

Particulars	Previous Report	This Month	As at Date
(1)	(2)	(3)	(4)
Total Disbursement Authorities Received	124,185,918.45	4,525.65	124,190,444.10
NCA	-	-	-
NTA	16,784,267.00	-	16,784,267.00
Working Fund	107,091,047.47	-	107,091,047.47
TRA	310,603.98	4,525.65	315,129.63
CDC	-	-	-
NCAA	-	-	-
Less: Notice of Transfer of Allocations (NTA)* issued	32,396,858.57	-	32,396,858.57
Total Disbursement Authorities Available	91,789,059.88	4,525.65	91,793,585.53
Less:	-	-	-
Lapsed NCA	-	-	-
Disbursements	81,883,261.06	4,032,503.60	85,915,764.66
Less: Other Non-Cash Disbursements	-	-	-
Disbursements effected through outright deductions from claims	-	-	-
Overpayment of expenses(e.g. personnel benefits)	-	-	-
Restitution for loss of government property	-	-	-
Liquidated damages and similar claims	-	-	-
Others (e.g. TEF BTr- Docs Stamp etc.)	-	-	-
Add: Less: Adjustments (e.g. cancelled/staled checks)	-	246,289.18	246,289.18
Balance of Disbursement Authorities as at date	9,905,798.82	(3,781,688.77)	6,124,110.05
Total Disbursements Program	91,789,059.88	250,814.83	92,039,874.71
Less: **Actual Disbursements	81,883,261.06	4,032,503.60	85,915,764.66
(Over)/Under spending	9,905,798.82	(3,781,688.77)	6,124,110.05

Notes: * The use of NTA is discouraged

** Amounts should tally with the grand total disbursement (column 27).

Certified Correct:

DIÑA M. NILLOSAN
 DIÑA M. NILLOSAN
 Agency Chief Accountant
 Date: *H 10*

Approved by:

IMELDA R. DELA CRUZ
 IMELDA R. DELA CRUZ
 OIC Director, Financial and Management Service
 Date:

MONTHLY REPORT OF DISBURSEMENTS
For the month of July 2024

Department: Department of Environment and Natural Resources (DENR)
Agency: Office of the Secretary
Operating Unit: ALL
Organization Code: 10 001 0100000
Fund Cluster: 07 - Trust Fund

Particulars	Current Year Budget					Prior Year's Budget											SUB-TOTAL		Trust Liabilities				Grand Total					Remarks
	PS	MOOE	FinEx	CO	TOTAL	Prior Year's Accounts Payable					Current Year's Accounts Payable					TOTAL	18=(6+17)	Trust Liabilities				Grand Total						
						PS	MOOE	FinEx	CO	Sub-Total	PS	MOOE	FinEx	CO	Sub-Total			19	20	21	22=(19+20+21)	PS	MOOE	FinEx	CO	TOTAL		
1	2	3	4	5	6=(2+3+4+5)	7	8	9	10	11=(7+8+9+10)	12	13	14	15	16=(12+13+14+15)	17=(11+16)	18=(6+17)	19	20	21	22=(19+20+21)	23	24	25	26	27=(23+24+25+26)	28	
CASH DISBURSEMENTS																		35,000.00	1,764,113.53		1,799,113.53	35,000.00	1,764,113.53			1,799,113.53		
Notice of Cash Allocation (NCA)																		35,000.00	1,764,113.53		1,799,113.53	35,000.00	1,764,113.53			1,799,113.53		
MDS Checks Issued																			400,374.71			400,374.71				400,374.71		
Advice to Debit Account																		35,000.00	1,363,738.82		1,398,738.82	35,000.00	1,363,738.82			1,398,738.82		
Notice of Transfer Allocations (NTA)																												
MDS Checks Issued																												
Advice to Debit Account																												
Working Fund for FAPs																												
Cash Disbursement Ceiling (CDC)																												
TOTAL CASH DISBURSEMENTS																		35,000.00	1,764,113.53		1,799,113.53	35,000.00	1,764,113.53			1,799,113.53		
NON-CASH DISBURSEMENTS																		9,215.18	27,285.87		36,501.05	9,215.18	27,285.87			36,501.05		
Tax Remittance Advices Issued (TRA)																		9,215.18	27,285.87		36,501.05	9,215.18	27,285.87			36,501.05		
Non-Cash Availment Authority (NCAA)																												
Disbursements effected through outright deductions from																												
Overpayment of expenses(e.g. personnel benefits)																												
Restitution for loss of government property																												
Liquidated damages and similar claims																												
Others(TEF BTr-Documentary Stamp Tax etc.)																												
TOTAL NON-CASH DISBURSEMENTS																		9,215.18	27,285.87		36,501.05	9,215.18	27,285.87			36,501.05		
GRAND TOTAL																		44,215.18	1,791,399.40		1,835,614.58	44,215.18	1,791,399.40			1,835,614.58		

SUMMARY

Particulars	Previous Report	This Month	As at Date
(1)	(2)	(3)	(4)
Total Disbursement Authorities Received	27,074,235.19	933,574.05	28,007,809.24
NCA	25,918,312.00	897,073.00	26,815,385.00
NTA	-	-	-
Working Fund	-	-	-
TRA	1,155,923.19	36,501.05	1,192,424.24
CDC	-	-	-
NCAA	-	-	-
Less: Notice of Transfer of Allocations (NTA)* issued	-	-	-
Total Disbursement Authorities Available	27,074,235.19	933,574.05	28,007,809.24
Less:			
Lapsed NCA	-	-	-
Disbursements	19,446,766.22	1,835,614.58	21,282,380.80
Less: Other Non-Cash Disbursements			
Disbursements effected through outright deductions from claims	-	-	-
*** Overpayment of expenses(e.g. personnel benefits)	-	-	-
Restitution for loss of government property	-	-	-
Liquidated damages and similar claims	-	-	-
Others (e.g. TEF BTr Docs Stamp etc.)	-	-	-
Add/Less: Adjustments (e.g. cancelled/staled checks)	5,807.81	-	5,807.81
Balance of Disbursement Authorities as at date	7,633,274.78	(902,040.53)	6,731,234.25
Total Disbursements Program	27,080,043.00	933,574.05	28,013,617.05
Less: **Actual Disbursements	19,446,766.22	1,835,614.58	21,282,380.80
(Over)/Under spending	7,633,274.78	(902,040.53)	6,731,234.25

Notes: * The use of NTA is discouraged

** Amounts should tally with the grand total disbursement (column 27).

Certified Correct:

Dambosa
DIÑA M. NILLOSAN
Agency Chief Accountant
Date: *H 6*

Approved by:

IC
IMELDA R. DELA CRUZ
OIC Director, Financial and Management Service
Date: