

MONTHLY REPORT OF DISBURSEMENTS
For the month of June 2024

Department: Department of Environment and Natural Resources (DENR)
Agency: Office of the Secretary
Operating Unit: ALL
Organization Code: 10 001 0100000
Fund Cluster: 01 - Regular Agency Fund

Table with 28 columns: Particulars, Current Year Budget (PS, MOOE, FinEx, CO, TOTAL), Prior Year's Budget (PS, MOOE, FinEx, CO, Sub-Total, TOTAL), Current Year's Accounts Payable (PS, MOOE, FinEx, CO, Sub-Total, TOTAL), Trust Liabilities (PS, MOOE, CO, TOTAL), Grand Total (PS, MOOE, FinEx, CO, TOTAL), Remarks.

SUMMARY

Summary table with 4 columns: Particulars, Previous Report, This Month, As at Date.

Certified Correct:
DINA M. NILLOSAN
Agency Chief Accountant
Date:

Approved by:
IMELDA R. DELA CRUZ
OIC Director, Financial and Management Service
Date:

MONTHLY REPORT OF DISBURSEMENTS
For the month of June 2024

Department: Department of Environment and Natural Resources (DENR)
Agency: Office of the Secretary
Operating Unit: ALL
Organization Code: 10 001 0100000
Fund Cluster: 02 - Foreign Assisted Projects Fund (GOP)

Particulars	Current Year Budget					Prior Year's Budget											SUB-TOTAL	Trust Liabilities				Grand Total					Remarks		
	PS	MOOE	FinEx	CO	TOTAL	Prior Year's Accounts Payable					Current Year's Accounts Payable							TOTAL	PS	MOOE	CO	TOTAL	PS	MOOE	FinEx	CO		TOTAL	
						PS	MOOE	FinEx	CO	Sub-Total	PS	MOOE	FinEx	CO	Sub-Total	PS													MOOE
1	2	3	4	5	6=(2+3+4+5)	7	8	9	10	11=(7+8+9+10)	12	13	14	15	16=(12+13+14+15)	17=(11+16)	18=(6+17)	19	20	21	22=(19+20+21)	23	24	25	26	27=(23+24+25+26)	28		
CASH DISBURSEMENTS	-	24,351.96	-	-	24,351.96	-	136,493.76	-	1,991,346.47	2,127,840.23	-	26,191.88	-	-	26,191.88	2,154,032.11	2,178,384.07	-	-	-	-	-	-	-	-	187,037.60	-	1,991,346.47	2,178,384.07
Notice of Cash Allocation (NCA)	-	-	-	-	-	-	-	-	330,225.74	330,225.74	-	-	-	-	-	330,225.74	330,225.74	-	-	-	-	-	-	-	-	-	-	330,225.74	330,225.74
MDS Checks Issued	-	-	-	-	-	-	-	-	-	-	-	-	-	-	-	-	-	-	-	-	-	-	-	-	-	-	-	-	-
Advice to Debit Account	-	-	-	-	-	-	-	-	330,225.74	330,225.74	-	-	-	-	-	330,225.74	330,225.74	-	-	-	-	-	-	-	-	-	330,225.74	330,225.74	
Notice of Transfer Allocations (NTA)	-	24,351.96	-	-	24,351.96	-	136,493.76	-	1,661,120.73	1,797,614.49	-	26,191.88	-	-	26,191.88	1,823,806.37	1,848,158.33	-	-	-	-	-	-	-	-	-	1,661,120.73	1,848,158.33	
MDS Checks Issued	-	-	-	-	-	-	90,790.64	-	1,367,162.38	1,457,953.02	-	15,777.58	-	-	15,777.58	1,473,730.60	1,473,730.60	-	-	-	-	-	-	-	-	-	1,367,162.38	1,473,730.60	
Advice to Debit Account	-	24,351.96	-	-	24,351.96	-	45,703.12	-	293,958.35	339,661.47	-	10,414.30	-	-	10,414.30	350,075.77	374,427.73	-	-	-	-	-	-	-	-	-	293,958.35	374,427.73	
Working Fund for FAPs	-	-	-	-	-	-	-	-	-	-	-	-	-	-	-	-	-	-	-	-	-	-	-	-	-	-	-	-	-
Cash Disbursement Ceiling (CDC)	-	-	-	-	-	-	-	-	-	-	-	-	-	-	-	-	-	-	-	-	-	-	-	-	-	-	-	-	-
TOTAL CASH DISBURSEMENTS	-	24,351.96	-	-	24,351.96	-	136,493.76	-	1,991,346.47	2,127,840.23	-	26,191.88	-	-	26,191.88	2,154,032.11	2,178,384.07	-	-	-	-	-	-	-	-	187,037.60	-	1,991,346.47	2,178,384.07
NON-CASH DISBURSEMENTS	-	-	-	-	-	-	13,862.28	-	-	13,862.28	-	-	-	-	-	13,862.28	13,862.28	-	-	-	-	-	-	-	-	-	13,862.28	13,862.28	
Tax Remittance Advices Issued (TRA)	-	-	-	-	-	-	13,862.28	-	-	13,862.28	-	-	-	-	-	13,862.28	13,862.28	-	-	-	-	-	-	-	-	-	13,862.28	13,862.28	
Non-Cash Availment Authority (NCAA)	-	-	-	-	-	-	-	-	-	-	-	-	-	-	-	-	-	-	-	-	-	-	-	-	-	-	-	-	-
Disbursements effected through outright deduction	-	-	-	-	-	-	-	-	-	-	-	-	-	-	-	-	-	-	-	-	-	-	-	-	-	-	-	-	-
Overpayment of expenses(e.g. personnel benefit)	-	-	-	-	-	-	-	-	-	-	-	-	-	-	-	-	-	-	-	-	-	-	-	-	-	-	-	-	-
Restitution for loss of government property	-	-	-	-	-	-	-	-	-	-	-	-	-	-	-	-	-	-	-	-	-	-	-	-	-	-	-	-	-
Liquidated damages and similar claims	-	-	-	-	-	-	-	-	-	-	-	-	-	-	-	-	-	-	-	-	-	-	-	-	-	-	-	-	-
Others(TEF BTr-Documentary Stamp Tax etc.)	-	-	-	-	-	-	-	-	-	-	-	-	-	-	-	-	-	-	-	-	-	-	-	-	-	-	-	-	-
TOTAL NON-CASH DISBURSEMENTS	-	-	-	-	-	-	13,862.28	-	-	13,862.28	-	-	-	-	-	13,862.28	13,862.28	-	-	-	-	-	-	-	-	-	13,862.28	13,862.28	
GRAND TOTAL	-	24,351.96	-	-	24,351.96	-	150,356.04	-	1,991,346.47	2,141,702.51	-	26,191.88	-	-	26,191.88	2,167,894.39	2,192,246.35	-	-	-	-	-	-	-	-	200,899.88	-	1,991,346.47	2,192,246.35

SUMMARY

Particulars	Previous Report	This Month	As at Date
(1)	(2)	(3)	(4)
Total Disbursement Authorities Received	19,578,034.44	4,338,754.28	23,916,788.72
NCA	3,372,273.00	2,162,446.00	5,534,719.00
NTA	3,372,273.00	2,162,446.00	5,534,719.00
Working Fund	-	-	-
TRA	12,833,488.44	13,862.28	12,847,350.72
CDC	-	-	-
NCAA	-	-	-
Less: Notice of Transfer of Allocations (NTA)* issued	3,372,273.00	2,162,446.00	5,534,719.00
Total Disbursement Authorities Available	16,205,761.44	2,176,308.28	18,382,069.72
Less:	-	-	-
Lapsed NCA	0.09	8,413.89	8,413.98
Disbursements	16,172,023.73	2,192,246.35	18,364,270.08
Less: Other Non-Cash Disbursements	-	-	-
Disbursements effected through outright deductions from claims	-	-	-
Overpayment of expenses(e.g. personnel benefits)	-	-	-
Restitution for loss of government property	-	-	-
Liquidated damages and similar claims	-	-	-
Others (e.g. TEF BTr Docs Stamp etc.)	-	-	-
Add/Less: Adjustments (e.g. cancelled/staled checks)	-	-	-
Balance of Disbursement Authorities as at date***	33,737.62	(24,351.96)	9,385.66
Total Disbursements Program	16,205,761.44	2,176,308.28	18,382,069.72
Less: **Actual Disbursements	16,172,023.73	2,192,246.35	18,364,270.08
(Over)/Under spending	33,737.71	(15,938.07)	17,799.64

Notes: * The use of NTA is discouraged

** Amounts should tally with the grand total disbursement (column 27).

***Remaining cash disbursement balance is from Region 2 Proper as per 4.2.1.5 of the National Budget Circular No. 592 dated, January 02, 2024

Certified Correct:

Diña M. Nillosan
DIÑA M. NILLOSAN
Agency Chief Accountant
Date: *1/2*

Approved by:

Imelda R. Dela Cruz
IMELDA R. DELA CRUZ
OIC Director, Financial and Management Service
Date:

MONTHLY REPORT OF DISBURSEMENTS
For the month of June 2024

FAR No. 4

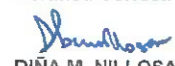

Department: Department of Environment and Natural Resources (DENR)
Agency: Office of the Secretary
Operating Unit: ALL
Organization Code: 10 001 010000
Fund Cluster: 02 - Foreign Assisted Projects Fund (LP)

Particulars	Current Year Budget					Prior Year's Budget											SUB-TOTAL	Trust Liabilities				Grand Total					Remarks
	PS	MOOE	FinEx	CO	TOTAL 6=(2+3+4+5)	Prior Year's Accounts Payable				Current Year's Accounts Payable					TOTAL 17=(11+16)	PS		MOOE	CO	TOTAL 22=(19+20+21)	PS	MOOE	FinEx	CO	TOTAL 27=(23+24+25+26)		
						PS	MOOE	FinEx	CO	Sub-Total 11=(7+8+9+10)	PS	MOOE	FinEx	CO												Sub-Total 16=(12+13+14+15)	
1	2	3	4	5	6	7	8	9	10	11	12	13	14	15	16	17	18	19	20	21	22	23	24	25	26	27	28
CASH DISBURSEMENTS		585,404.12			585,404.12		89,872.20		6,614,373.19	6,704,245.39						6,704,245.39	7,289,649.51						675,276.32		6,614,373.19	7,289,649.51	
Notice of Cash Allocation (NCA)																											
MDS Checks Issued																											
Advice to Debit Account																											
Notice of Transfer Allocations (NTA)																											
MDS Checks Issued																											
Advice to Debit Account																											
Working Fund for FAPs		585,404.12			585,404.12		89,872.20		6,614,373.19	6,704,245.39						6,704,245.39	7,289,649.51						675,276.32		6,614,373.19	7,289,649.51	
Cash Disbursement Ceiling (CDC)																											
TOTAL CASH DISBURSEMENTS		585,404.12			585,404.12		89,872.20		6,614,373.19	6,704,245.39						6,704,245.39	7,289,649.51						675,276.32		6,614,373.19	7,289,649.51	
NON-CASH DISBURSEMENTS																											
Tax Remittance Advices Issued (TRA)																											
Non-Cash Availment Authority (NCAA)																											
Disbursements effected through outright deduction																											
Overpayment of expenses (e.g. personnel benefit)																											
Restitution for loss of government property																											
Liquidated damages and similar claims																											
Others (TEF BTR Documentary Stamp Tax etc.)																											
TOTAL NON-CASH DISBURSEMENTS																											
GRAND TOTAL		585,404.12			585,404.12		89,872.20		6,614,373.19	6,704,245.39						6,704,245.39	7,289,649.51						675,276.32		6,614,373.19	7,289,649.51	


Particulars	Previous Report (1)	This Month (2)	As at Date (3)
Total Disbursement Authorities Received	323,475,907.71	1,401,615.12	324,877,522.83
NCA	-	-	-
NTA	-	-	-
Working Fund	323,475,907.71	1,401,615.12	324,877,522.83
TRA	-	-	-
CDC	-	-	-
NCAA	-	-	-
Less: Notice of Transfer of Allocations (NTA)* issued	145,616,715.00	816,211.00	146,432,926.00
Total Disbursement Authorities Available	177,859,192.71	585,404.12	178,444,596.83
Less:			
Lapsed NCA	-	-	-
Disbursements	169,325,848.02	7,289,649.51	176,615,297.53
Less: Other Non-Cash Disbursements	-	-	-
Disbursements effected through outright deductions from claims	-	-	-
Overpayment of expenses (e.g. personnel benefits)	-	-	-
Restitution for loss of government property	-	-	-
Liquidated damages and similar claims	-	-	-
Others (e.g. TEF BTR Docs Stamp etc.)	-	-	-
Add/Less: Adjustments (e.g. cancelled/staled checks)	70,399.02	-	70,399.02
Balance of Disbursement Authorities as at date	8,603,943.71	(6,704,245.39)	1,899,698.32
Total Disbursements Program	177,829,591.73	585,404.12	178,514,995.85
Less: **Actual Disbursements	169,325,848.02	7,289,649.51	176,615,297.53
(Over)/Under spending	8,603,943.71	(6,704,245.39)	1,899,698.32

Notes: * The use of NTA is discouraged
** Amounts should tally with the grand total disbursement (column 27).

Certified Correct:


DIÑA M. NILLOSAN
Agency Chief Accountant
Date: 

Approved by:


IMELDA R. DELA CRUZ
OIC Director, Financial and Management Service
Date:

MONTHLY REPORT OF DISBURSEMENTS
For the month of June 2024

Department: Department of Environment and Natural Resources (DENR)
Agency: Office of the Secretary
Operating Unit: ALL
Organization Code: 10 001 0100000
Fund Cluster: 03 - Special Account - Locally Funded

Particulars	Current Year Budget					Prior Year's Budget											SUB-TOTAL	Trust Liabilities				Grand Total					Remarks	
	PS	MOOE	FinEx	CO	TOTAL	Prior Year's Accounts Payable					Current Year's Accounts Payable							TOTAL	PS	MOOE	CO	TOTAL	PS	MOOE	FinEx	CO		TOTAL
						PS	MOOE	FinEx	CO	Sub-Total	PS	MOOE	FinEx	CO	Sub-Total	PS												
1	2	3	4	5	6=(2+3+4+5)	7	8	9	10	11=(7+8+9+10)	12	13	14	15	16=(12+13+14+15)	17=(11+16)	18=(6+17)	19	20	21	22=(19+20+21)	23	24	25	26	27=(23+24+25+26)	28	
CASH DISBURSEMENTS	-	197,157.12	-	743,301.50	940,458.62	-	-	-	930,716.31	930,716.31	-	-	-	-	-	930,716.31	1,871,174.93	-	-	-	-	-	197,157.12	-	1,674,017.81	1,871,174.93		
Notice of Cash Allocation (NCA)	-	197,157.12	-	743,301.50	940,458.62	-	-	-	320,037.22	320,037.22	-	-	-	-	-	320,037.22	1,280,495.84	-	-	-	-	-	197,157.12	-	1,063,338.72	1,280,495.84		
MDS Checks Issued	-	95,000.00	-	608,301.51	703,301.51	-	-	-	-	-	-	-	-	-	-	-	703,301.51	-	-	-	-	-	95,000.00	-	608,301.51	703,301.51		
Advice to Debit Account	-	102,157.12	-	134,999.99	237,157.11	-	-	-	320,037.22	320,037.22	-	-	-	-	-	320,037.22	557,194.33	-	-	-	-	-	102,157.12	-	455,037.21	557,194.33		
Notice of Transfer Allocations (NTA)	-	-	-	-	-	-	-	-	610,679.09	610,679.09	-	-	-	-	-	610,679.09	610,679.09	-	-	-	-	-	-	-	610,679.09	610,679.09		
MDS Checks Issued	-	-	-	-	-	-	-	-	-	-	-	-	-	-	-	-	-	-	-	-	-	-	-	-	-	-		
Advice to Debit Account	-	-	-	-	-	-	-	-	610,679.09	610,679.09	-	-	-	-	-	610,679.09	610,679.09	-	-	-	-	-	-	-	610,679.09	610,679.09		
Working Fund for FAPs	-	-	-	-	-	-	-	-	-	-	-	-	-	-	-	-	-	-	-	-	-	-	-	-	-	-		
Cash Disbursement Ceiling (CDC)	-	-	-	-	-	-	-	-	-	-	-	-	-	-	-	-	-	-	-	-	-	-	-	-	-	-		
TOTAL CASH DISBURSEMENTS	-	197,157.12	-	743,301.50	940,458.62	-	-	-	930,716.31	930,716.31	-	-	-	-	-	930,716.31	1,871,174.93	-	-	-	-	-	197,157.12	-	1,674,017.81	1,871,174.93		
NON-CASH DISBURSEMENTS	-	16,757.89	-	-	16,757.89	-	-	-	-	-	-	-	-	-	-	-	16,757.89	-	-	-	-	-	16,757.89	-	-	16,757.89		
Tax Remittance Advice Issued (TRA)	-	16,757.89	-	-	16,757.89	-	-	-	-	-	-	-	-	-	-	-	16,757.89	-	-	-	-	-	16,757.89	-	-	16,757.89		
Non-Cash Availment Authority (NCAA)	-	-	-	-	-	-	-	-	-	-	-	-	-	-	-	-	-	-	-	-	-	-	-	-	-	-		
Disbursements effected through outright deductions from	-	-	-	-	-	-	-	-	-	-	-	-	-	-	-	-	-	-	-	-	-	-	-	-	-	-		
Overpayment of expenses(e.g. personnel benefits)	-	-	-	-	-	-	-	-	-	-	-	-	-	-	-	-	-	-	-	-	-	-	-	-	-	-		
Restitution for loss of government property	-	-	-	-	-	-	-	-	-	-	-	-	-	-	-	-	-	-	-	-	-	-	-	-	-	-		
Liquidated damages and similar claims	-	-	-	-	-	-	-	-	-	-	-	-	-	-	-	-	-	-	-	-	-	-	-	-	-	-		
Others(TEF BTr-Documentary Stamp Tax etc.)	-	-	-	-	-	-	-	-	-	-	-	-	-	-	-	-	-	-	-	-	-	-	-	-	-	-		
TOTAL NON-CASH DISBURSEMENTS	-	16,757.89	-	-	16,757.89	-	-	-	-	-	-	-	-	-	-	-	16,757.89	-	-	-	-	-	16,757.89	-	-	16,757.89		
GRAND TOTAL	-	213,915.01	-	743,301.50	957,216.51	-	-	-	930,716.31	930,716.31	-	-	-	-	-	930,716.31	1,887,932.82	-	-	-	-	-	213,915.01	-	1,674,017.81	1,887,932.82		

SUMMARY	Particulars	Previous Report	This Month	As at Date
(1)	(2)	(3)	(4)	(5)
Total Disbursement Authorities Received	5,973,926.55	1,887,935.89	7,861,862.44	
NCA	5,433,816.00	1,871,178.00	7,304,994.00	
NTA	-	-	-	
Working Fund	-	-	-	
TRA	540,110.55	16,757.89	556,868.44	
CDC	-	-	-	
NCAA	-	-	-	
Less: Notice of Transfer of Allocations (NTA)* issued	-	-	-	
Total Disbursement Authorities Available	5,973,926.55	1,887,935.89	7,861,862.44	
Less:				
Lapsed NCA	0.65	19,861.53	19,862.18	
Disbursements	5,954,067.44	1,887,932.82	7,842,000.26	
Less: Other Non-Cash Disbursements	-	-	-	
Disbursements effected through outright deductions from	-	-	-	
Overpayment of expenses(e.g. personnel benefits)	-	-	-	
Restitution for loss of government property	-	-	-	
Liquidated damages and similar claims	-	-	-	
Others (e.g. TEF BTr Docs Stamp etc.)	-	-	-	
Add/Less: Adjustments (e.g. cancelled/staled checks)	-	-	-	
Balance of Disbursement Authorities as at date	19,858.46	(19,858.46)	-	
Total Disbursements Program	5,973,926.55	1,887,935.89	7,861,862.44	
Less: **Actual Disbursements	5,954,067.44	1,887,932.82	7,842,000.26	
(Over)/Under spending	19,859.11	3.07	19,862.18	

Notes: * The use of NTA is discouraged
** Amounts should tally with the grand total disbursement (column 27).

Certified Correct:


DINA M. NILLOSAN
Agency Chief Accountant
Date: 

Approved by:


IMELDA R. DELA CRUZ
OIC Director, Financial and Management Service
Date:

MONTHLY REPORT OF DISBURSEMENTS
For the month of June 2024

Department: Department of Environment and Natural Resources (DENR)
Agency: Office of the Secretary
Operating Unit: ALL
Organization Code: 10 001 0100000
Fund Cluster: 04 - Special Account - Foreign Assisted/Grant

Particulars	Current Year Budget					Prior Year's Budget											SUB-TOTAL	Trust Liabilities				Grand Total					Remarks	
	PS	MOOE	FinEx	CO	TOTAL	Prior Year's Accounts Payable					Current Year's Accounts Payable					TOTAL		PS	MOOE	CO	TOTAL	PS	MOOE	FinEx	CO	TOTAL		
						PS	MOOE	FinEx	CO	Sub-Total	PS	MOOE	FinEx	CO	Sub-Total													
1	2	3	4	5	6=(2+3+4+5)	7	8	9	10	11=(7+8+9+10)	12	13	14	15	16=(12+13+14+15)	17=(11+16)	18=(6+17)	19	20	21	22=(19+20+21)	23	24	25	26	27=(23+24+25+26)	28	
CASH DISBURSEMENTS	-	10,979,414.94	-	-	10,979,414.94	-	-	-	-	-	-	-	-	-	-	-	10,979,414.94	-	-	-	-	-	-	-	-	-	10,979,414.94	-
Notice of Cash Allocation (NCA)	-	3,146,868.02	-	-	3,146,868.02	-	-	-	-	-	-	-	-	-	-	-	3,146,868.02	-	-	-	-	-	-	-	-	3,146,868.02	-	
MDS Checks Issued	-	3,146,868.02	-	-	3,146,868.02	-	-	-	-	-	-	-	-	-	-	-	3,146,868.02	-	-	-	-	-	-	-	-	3,146,868.02	-	
Advice to Debit Account	-	-	-	-	-	-	-	-	-	-	-	-	-	-	-	-	-	-	-	-	-	-	-	-	-	-	-	
Notice of Transfer Allocations (NTA)	-	3,102,801.51	-	-	3,102,801.51	-	-	-	-	-	-	-	-	-	-	-	3,102,801.51	-	-	-	-	-	-	-	-	3,102,801.51	-	
MDS Checks Issued	-	3,102,801.51	-	-	3,102,801.51	-	-	-	-	-	-	-	-	-	-	-	3,102,801.51	-	-	-	-	-	-	-	-	3,102,801.51	-	
Advice to Debit Account	-	-	-	-	-	-	-	-	-	-	-	-	-	-	-	-	-	-	-	-	-	-	-	-	-	-	-	
Working Fund for FAPs	-	4,729,745.41	-	-	4,729,745.41	-	-	-	-	-	-	-	-	-	-	-	4,729,745.41	-	-	-	-	-	-	-	-	4,729,745.41	-	
Cash Disbursement Ceiling (CDC)	-	-	-	-	-	-	-	-	-	-	-	-	-	-	-	-	-	-	-	-	-	-	-	-	-	-	-	
TOTAL CASH DISBURSEMENTS	-	10,979,414.94	-	-	10,979,414.94	-	-	-	-	-	-	-	-	-	-	-	10,979,414.94	-	-	-	-	-	-	-	-	10,979,414.94	-	
NON-CASH DISBURSEMENTS	-	54,598.54	-	-	54,598.54	-	-	-	-	-	-	-	-	-	-	-	54,598.54	-	-	-	-	-	-	-	-	54,598.54	-	
Tax Remittance Advices Issued (TRA)	-	54,598.54	-	-	54,598.54	-	-	-	-	-	-	-	-	-	-	-	54,598.54	-	-	-	-	-	-	-	-	54,598.54	-	
Non-Cash Availment Authority (NCAA)	-	-	-	-	-	-	-	-	-	-	-	-	-	-	-	-	-	-	-	-	-	-	-	-	-	-	-	
Disbursements effected through outright deductions from	-	-	-	-	-	-	-	-	-	-	-	-	-	-	-	-	-	-	-	-	-	-	-	-	-	-	-	
Overpayment of expenses(e.g. personnel benefits)	-	-	-	-	-	-	-	-	-	-	-	-	-	-	-	-	-	-	-	-	-	-	-	-	-	-	-	
Restitution for loss of government property	-	-	-	-	-	-	-	-	-	-	-	-	-	-	-	-	-	-	-	-	-	-	-	-	-	-	-	
Liquidated damages and similar claims	-	-	-	-	-	-	-	-	-	-	-	-	-	-	-	-	-	-	-	-	-	-	-	-	-	-	-	
Others(TEF BTr-Documentary Stamp Tax etc.)	-	-	-	-	-	-	-	-	-	-	-	-	-	-	-	-	-	-	-	-	-	-	-	-	-	-	-	
TOTAL NON-CASH DISBURSEMENTS	-	54,598.54	-	-	54,598.54	-	-	-	-	-	-	-	-	-	-	-	54,598.54	-	-	-	-	-	-	-	-	54,598.54	-	
GRAND TOTAL	-	11,034,013.48	-	-	11,034,013.48	-	-	-	-	-	-	-	-	-	-	-	11,034,013.48	-	-	-	-	-	-	-	-	11,034,013.48	-	

SUMMARY

Particulars	Previous Report	This Month	As at Date
(1)	(2)	(3)	(4)
Total Disbursement Authorities Received	124,131,319.91	54,598.54	124,185,918.45
NCA	-	-	-
NTA	16,784,267.00	-	16,784,267.00
Working Fund	107,091,047.47	-	107,091,047.47
TRA	256,005.44	54,598.54	310,603.98
CDC	-	-	-
NCAA	-	-	-
Less: Notice of Transfer of Allocations (NTA)* Issued	32,396,858.57	-	32,396,858.57
Total Disbursement Authorities Available	91,734,461.34	54,598.54	91,789,059.88
Less:	-	-	-
Lapsed NCA	4,013,983.66	-	4,013,983.66
Disbursements	70,849,247.56	11,034,013.48	81,883,261.06
Less: Other Non-Cash Disbursements	-	-	-
Disbursements effected through outright deductions from claims	-	-	-
Overpayment of expenses(e.g. personnel benefits)	-	-	-
Restitution for loss of government property	-	-	-
Liquidated damages and similar claims	-	-	-
Others (e.g. TEF BTr Docs Stamp etc.)	-	-	-
Add/Less: Adjustments (e.g. cancelled/staled checks)	-	-	-
Balance of Disbursement Authorities as at date	16,871,230.10	(10,979,414.94)	5,891,815.16
Total Disbursements Program	91,734,461.34	54,598.54	91,789,059.88
Less: **Actual Disbursements	70,849,247.56	11,034,013.48	81,883,261.06
(Over)/Under spending	20,885,213.76	(10,979,414.94)	9,905,798.82

Notes: * The use of NTA is discouraged

** Amounts should tally with the grand total disbursement (column 27).

Certified Correct:

Diña M. Nillosan
DIÑA M. NILLOSAN
Agency Chief Accountant
Date: *H*

Approved by:

Imelda R. Dela Cruz
IMELDA R. DELA CRUZ
OIC Director, Financial and Management Service
Date:

MONTHLY REPORT OF DISBURSEMENTS
For the month of June 2024

Department: Department of Environment and Natural Resources (DENR)
Agency: Office of the Secretary
Operating Unit: ALL
Organization Code: 10 001 0100000
Fund Cluster: 07 - Trust Fund

Particulars	Current Year Budget					Prior Year's Budget											SUB-TOTAL	Trust Liabilities				Grand Total					Remarks
	PS	MOOE	FinEx	CO	TOTAL	Prior Year's Accounts Payable					Current Year's Accounts Payable					TOTAL		PS	MOOE	CO	TOTAL	PS	MOOE	FinEx	CO	TOTAL	
						PS	MOOE	FinEx	CO	Sub-Total	PS	MOOE	FinEx	CO	Sub-Total												
1	2	3	4	5	6=(2+3+4+5)	7	8	9	10	11=(7+8+9+10)	12	13	14	15	16=(12+13+14+15)	17=(11+16)	18=(6+17)	19	20	21	22=(19+20+21)	23	24	25	26	27=(23+24+25+26)	28
CASH DISBURSEMENTS	-	-	-	-	-	-	-	-	-	-	-	-	-	-	-	-	-	36,000.00	5,895,328.21	-	5,931,328.21	36,000.00	5,895,328.21	-	-	5,931,328.21	
Notice of Cash Allocation (NCA)	-	-	-	-	-	-	-	-	-	-	-	-	-	-	-	-	-	36,000.00	5,895,328.21	-	5,931,328.21	36,000.00	5,895,328.21	-	-	5,931,328.21	
MDS Checks Issued	-	-	-	-	-	-	-	-	-	-	-	-	-	-	-	-	-	-	192,046.43	-	-	192,046.43	-	-	-	192,046.43	
Advice to Debit Account	-	-	-	-	-	-	-	-	-	-	-	-	-	-	-	-	-	36,000.00	5,703,281.78	-	5,739,281.78	36,000.00	5,703,281.78	-	-	5,739,281.78	
Notice of Transfer Allocations (NTA)	-	-	-	-	-	-	-	-	-	-	-	-	-	-	-	-	-	-	-	-	-	-	-	-	-	-	
MDS Checks Issued	-	-	-	-	-	-	-	-	-	-	-	-	-	-	-	-	-	-	-	-	-	-	-	-	-	-	
Advice to Debit Account	-	-	-	-	-	-	-	-	-	-	-	-	-	-	-	-	-	-	-	-	-	-	-	-	-	-	
Working Fund for FAPs	-	-	-	-	-	-	-	-	-	-	-	-	-	-	-	-	-	-	-	-	-	-	-	-	-	-	
Cash Disbursement Ceiling (CDC)	-	-	-	-	-	-	-	-	-	-	-	-	-	-	-	-	-	-	-	-	-	-	-	-	-	-	
TOTAL CASH DISBURSEMENTS	-	-	-	-	-	-	-	-	-	-	-	-	-	-	-	-	-	36,000.00	5,895,328.21	-	5,931,328.21	36,000.00	5,895,328.21	-	-	5,931,328.21	
NON-CASH DISBURSEMENTS	-	-	-	-	-	-	-	-	-	-	-	-	-	-	-	-	-	55,818.96	491,362.37	-	547,181.33	55,818.96	491,362.37	-	-	547,181.33	
Tax Remittance Advices Issued (TRA)	-	-	-	-	-	-	-	-	-	-	-	-	-	-	-	-	-	55,818.96	491,362.37	-	547,181.33	55,818.96	491,362.37	-	-	547,181.33	
Non-Cash Availment Authority (NCAA)	-	-	-	-	-	-	-	-	-	-	-	-	-	-	-	-	-	-	-	-	-	-	-	-	-	-	
Disbursements effected through outright deductions from	-	-	-	-	-	-	-	-	-	-	-	-	-	-	-	-	-	-	-	-	-	-	-	-	-	-	
Overpayment of expenses(e.g. personnel benefits)	-	-	-	-	-	-	-	-	-	-	-	-	-	-	-	-	-	-	-	-	-	-	-	-	-	-	
Restitution for loss of government property	-	-	-	-	-	-	-	-	-	-	-	-	-	-	-	-	-	-	-	-	-	-	-	-	-	-	
Liquidated damages and similar claims	-	-	-	-	-	-	-	-	-	-	-	-	-	-	-	-	-	-	-	-	-	-	-	-	-	-	
Others(TEF BTr-Documentary Stamp Tax etc.)	-	-	-	-	-	-	-	-	-	-	-	-	-	-	-	-	-	-	-	-	-	-	-	-	-	-	
TOTAL NON-CASH DISBURSEMENTS	-	-	-	-	-	-	-	-	-	-	-	-	-	-	-	-	-	55,818.96	491,362.37	-	547,181.33	55,818.96	491,362.37	-	-	547,181.33	
GRAND TOTAL	-	-	-	-	-	-	-	-	-	-	-	-	-	-	-	-	-	91,818.96	6,386,690.58	-	6,478,509.54	91,818.96	6,386,690.58	-	-	6,478,509.54	

SUMMARY	Particulars	Previous Report	This Month	As at Date
	(1)	(2)	(3)	(4)
Total Disbursement Authorities Received		19,222,419.86	7,851,815.33	27,074,235.19
NCA		18,613,678.00	7,304,634.00	25,918,312.00
NTA		-	-	-
Working Fund		-	-	-
TRA		608,741.86	547,181.33	1,155,923.19
CDC		-	-	-
NCAA		-	-	-
Less: Notice of Transfer of Allocations (NTA)* issued		-	-	-
Total Disbursement Authorities Available		19,222,419.86	7,851,815.33	27,074,235.19
Less:		-	-	-
Lapsed NCA		-	-	-
Disbursements		12,968,258.68	6,478,509.54	19,446,768.22
Less: Other Non-Cash Disbursements		-	-	-
Disbursements effected through outright deductions from claims		-	-	-
*** Overpayment of expenses(e.g. personnel benefits)		-	-	-
Restitution for loss of government property		-	-	-
Liquidated damages and similar claims		-	-	-
Others (e.g. TEF BTr Docs Stamp etc.)		-	-	-
Add/Less: Adjustments (e.g. cancelled/staled checks)		-	5,807.81	5,807.81
Balance of Disbursement Authorities as at date		6,254,161.18	1,379,113.60	7,633,274.78
Total Disbursements Program		19,222,419.86	7,857,623.14	27,080,043.00
Less: **Actual Disbursements		12,968,258.68	6,478,509.54	19,446,768.22
(Over)/Under spending		6,254,161.18	1,379,113.60	7,633,274.78

Notes: * The use of NTA is discouraged
** Amounts should tally with the grand total disbursement (column 27).

Certified Correct:

Diña M. Nillosan
DIÑA M. NILLOSAN
Agency Chief Accountant
Date: *4/5*

mh

Approved by:

Imelda R. Dela Cruz
IMELDA R. DELA CRUZ
OIC Director, Financial and Management Service
Date: