

QUARTERLY REPORT OF REVENUE AND OTHER RECEIPTS
As at the Quarter Ending March 31, 2024

Department : DEPARTMENT OF ENVIRONMENT AND NATURAL RESOURCES
 Agency : Office of the Secretary
 Operating Unit : ALL
 Organization Code : 10 001 01 00000
 Fund Cluster : 01 - Regular Agency Fund

CLASSIFICATION/SOURCES OF REVENUE AND OTHER RECEIPTS	UACS Code	REVENUE TARGET (Annual per BESF)	ACTUAL REVENUE AND OTHER RECEIPTS COLLECTIONS					Cumulative Remittance/ Deposits to Date			VARIANCE		REMARKS
			1st Quarter	2nd Quarter	3rd Quarter	4th Quarter	TOTAL	Remittance to BTR	Deposited with AGDB	TOTAL	Amount	%	
1	2	3	4	5	6	7	8=(4+5+6+7)	9	10	11=(9-10)	12=(8-3)	13=(12/3)	14
A. Regular Agency Fund (Fund Cluster 01)													
A.1 Revenue Collections		810,769,000.00	452,737,043.50	-	-	-	452,737,043.50	448,545,057.27	181,100.00	448,726,157.27	(358,031,956.50)	(44%)	
A.1.1 Cash Revenue		810,769,000.00	449,698,192.35	-	-	-	449,698,192.35	448,545,057.27	181,100.00	448,726,157.27	(361,070,807.65)	(45%)	
Tax													
Tax on Forest Products	40103060	17,348,000.00	11,500,040.98	-	-	-	11,500,040.98	11,207,833.14	-	11,207,833.14	(5,847,959.02)	(34%)	
Non-Tax													
Service Income		255,655,000.00	165,107,020.29	-	-	-	165,107,020.29	164,942,896.22	67,700.00	165,010,596.22	(90,547,979.71)	(35%)	
Permit Fees	40201010	82,585,000.00	91,398,168.46	-	-	-	91,398,168.46	91,441,099.94	-	91,441,099.94	8,813,168.46	11%	
Registration Fees	40201020	6,090,000.00	2,305,962.67	-	-	-	2,305,962.67	2,229,462.67	-	2,229,462.67	(3,784,037.33)	(62%)	
Clearance and Certification Fees	40201040	17,810,000.00	5,079,338.13	-	-	-	5,079,338.13	5,067,295.13	-	5,067,295.13	(12,730,661.87)	(71%)	
Licensing Fees	40201060	-	21.50	-	-	-	21.50	21.50	-	21.50	21.50		
Supervision and Regulation Enforcement Fees	40201070	18,808,000.00	122,317.00	-	-	-	122,317.00	122,317.00	-	122,317.00	(18,685,683.00)	(99%)	
Legal Fees	40201090	26,000.00	11,930.00	-	-	-	11,930.00	12,030.00	-	12,030.00	(14,070.00)	(54%)	
Inspection Fees	40201100	4,932,000.00	1,756,334.50	-	-	-	1,756,334.50	1,698,349.22	46,220.00	1,744,569.22	(3,175,665.50)	(64%)	R2: AGDB deposit pertains to special request for survey/ inventory team and shall be used for traveling expenses for inspection purposes.
Verification and Authentication Fees	40201110	7,054,000.00	1,714,552.83	-	-	-	1,714,552.83	1,714,079.83	-	1,714,079.83	(5,339,447.17)	(76%)	
Processing Fees	40201130	4,142,000.00	1,390,866.33	-	-	-	1,390,866.33	1,390,768.33	-	1,390,768.33	(2,751,133.67)	(66%)	
Fines and Penalties-Service Income	40201140	8,615,000.00	582,757.42	-	-	-	582,757.42	569,265.67	-	569,265.67	(8,032,242.58)	(93%)	
Other Service Income	40201990	105,593,000.00	60,744,771.45	-	-	-	60,744,771.45	60,698,206.93	21,480.00	60,719,686.93	(44,848,228.55)	(42%)	R2: AGDB deposit pertains to special request for survey/ inventory team and shall be used for traveling expenses for inspection purposes.
Business Income		524,281,000.00	267,159,036.99	-	-	-	267,159,036.99	266,544,393.68	38,400.00	266,582,793.68	(257,121,963.01)	(49%)	
Rent/Lease Income	40202050	483,730,000.00	265,394,928.55	-	-	-	265,394,928.55	264,673,474.24	3,800.00	264,677,274.24	(218,335,071.45)	(45%)	R2: AGDB deposit pertains to rent of facilities and collection shall be used for the maintenance of the said facility. R6: Collection pertains to prior year's rental in the amount of P6,692,016.00
Income from Hostels/Dormitories and Other Like Facilities	40202130	350,000.00	42,200.00	-	-	-	42,200.00	7,600.00	34,600.00	42,200.00	(307,800.00)	(88%)	R2: AGDB deposit pertains to collection for continuous conduct of in house training and hosting of sportsfest; also includes 8,600 prior year income.
Income from Printing and Publication	40202150	12,000.00	2,470.00	-	-	-	2,470.00	2,470.00	-	2,470.00	(9,530.00)	(79%)	
Interest Income	40202210	732,000.00	271,828.89	-	-	-	271,828.89	269,239.89	-	269,239.89	(460,171.11)	(63%)	R1: The balance on AGDB interest income of Region 1 was remitted on the following month.
Fines and Penalties-Business Income	40202230	349,000.00	238,804.98	-	-	-	238,804.98	238,804.98	-	238,804.98	(110,195.02)	(32%)	
Other Business Income	40202990	19,108,000.00	1,208,804.57	-	-	-	1,208,804.57	1,352,804.57	-	1,352,804.57	(17,899,195.43)	(94%)	
Shares		-	148,926.20	-	-	-	148,926.20	148,926.20	-	148,926.20	148,926.20		
Share from National Wealth	40401010	-	148,926.20	-	-	-	148,926.20	148,926.20	-	148,926.20	148,926.20		
Gains		144,000.00	313,677.09	-	-	-	313,677.09	317,137.09	-	317,137.09	169,677.09	118%	
Gain on Sale of Property, Plant and Equipment	40501040	-	-	-	-	-	-	3,460.00	-	3,460.00	-		R5: Collection for CY 2023 remitted in CY 2024.
Gain on Sale of Unserviceable Property	40501130	94,000.00	303,603.27	-	-	-	303,603.27	303,603.27	-	303,603.27	209,603.27	223%	
Other Gains	40501990	50,000.00	10,073.82	-	-	-	10,073.82	10,073.82	-	10,073.82	(39,926.18)	(80%)	CAR: Other Gains of CAR from Confiscated Items
Other Non Operating Income		13,341,000.00	5,469,490.80	-	-	-	5,469,490.80	5,383,870.94	75,000.00	5,458,870.94	(7,871,509.20)	(59%)	
Proceeds from Insurance/Indemnities	40601010	-	1,585,425.07	-	-	-	1,585,425.07	1,585,425.07	-	1,585,425.07	1,585,425.07		
	40699010	-	738,551.42	-	-	-	738,551.42	738,551.42	-	738,551.42	738,551.42		
Miscellaneous Income	40699990	13,341,000.00	3,145,514.31	-	-	-	3,145,514.31	3,059,894.45	75,000.00	3,134,894.45	(10,195,485.69)	(76%)	

CLASSIFICATION/SOURCES OF REVENUE AND OTHER RECEIPTS	UACS Code	REVENUE TARGET (Annual per BESF)	ACTUAL REVENUE AND OTHER RECEIPTS COLLECTIONS					Cumulative Remittance/ Deposits to Date			VARIANCE		REMARKS
			1st Quarter	2nd Quarter	3rd Quarter	4th Quarter	TOTAL	Remittance to BTR	Deposited with AGDB	TOTAL	Amount	%	
1	2	3	4	5	6	7	8=(4+5+6+7)	9	10	11=(9-10)	12=(8-3)	13=(12/3)	14
A.1.2 Non-Cash Revenue Non-Tax		-	3,038,851.15	-	-	-	3,038,851.15	-	-	-	3,038,851.15		
Gains		-	2,996,612.58	-	-	-	2,996,612.58	-	-	-	2,996,612.58		
Other Gains	40501990	-	2,996,612.58	-	-	-	2,996,612.58	-	-	-	2,996,612.58		
Other Non Operating Income		-	42,238.57	-	-	-	42,238.57	-	-	-	42,238.57		
Miscellaneous Income	40699990	-	42,238.57	-	-	-	42,238.57	-	-	-	42,238.57		
A.2 Non-Revenue Collections/Other Receipts		-	9,292,248.57	-	-	-	9,292,248.57	9,052,794.82	191,313.35	9,244,108.17	9,292,248.57		
A.2.1 Cash Receipts		-	8,799,389.79	-	-	-	8,799,389.79	8,563,403.29	191,313.35	8,754,716.64	8,799,389.79		
Others		-	8,799,389.79	-	-	-	8,799,389.79	8,563,403.29	191,313.35	8,754,716.64	8,799,389.79		
Refund of cash advances		-	1,340,348.65	-	-	-	1,340,348.65	1,357,794.35	-	1,357,794.35	1,340,348.65		
Refund of overpayments		-	479,271.86	-	-	-	479,271.86	479,271.86	-	479,271.86	479,271.86		
Disallowances		-	133,428.98	-	-	-	133,428.98	133,428.98	-	133,428.98	133,428.98		
Restitution of Loss		-	3,066.00	-	-	-	3,066.00	3,066.00	-	3,066.00	3,066.00		
Others		-	6,843,274.30	-	-	-	6,843,274.30	6,589,842.10	191,313.35	6,781,155.45	6,843,274.30		CAR: Remittance to BTR includes Prior Year collection. RI: The unremitted portion pertains to the DST (Remitted to BIR)
A.2.2 Non-Cash Receipts		-	492,858.78	-	-	-	492,858.78	489,391.53	-	489,391.53	492,858.78		
Collections effected through outright deductions from claims		-	492,858.78	-	-	-	492,858.78	489,391.53	-	489,391.53	492,858.78		
Disallowances		-	3,000.00	-	-	-	3,000.00	3,000.00	-	3,000.00	3,000.00		
Others		-	489,858.78	-	-	-	489,858.78	486,391.53	-	486,391.53	489,858.78		
TOTAL		810,769,000.00	462,029,292.07	-	-	-	462,029,292.07	457,597,852.09	372,413.35	457,970,265.44	(348,739,707.93)	(43%)	

Certified Correct:


DINA M. NILLOSAN
 Department Chief Accountant


Approved by:


IMELDA R. DELA CRUZ
 OIC Director, Financial and Management Service

QUARTERLY REPORT OF REVENUE AND OTHER RECEIPTS
As at the Quarter Ending March 31, 2024


Department : DEPARTMENT OF ENVIRONMENT AND NATURAL RESOURCES
 Agency : Office of the Secretary
 Operating Unit : ALL
 Organization Code : 10 001 01 00000
 Fund Cluster : 02 - Foreign Assisted Projects Fund

CLASSIFICATION/SOURCES OF REVENUE AND OTHER RECEIPTS	UACS Code	REVENUE TARGET (Annual per BESF)	ACTUAL REVENUE AND OTHER RECEIPTS COLLECTIONS					Cumulative Remittance/ Deposits to Date			VARIANCE		REMARKS
			1st Quarter	2nd Quarter	3rd Quarter	4th Quarter	TOTAL	Remittance to BTR	Deposited with AGDB	TOTAL	Amount	%	
1	2	3	4	5	6	7	8=(4+5+6+7)	9	10	11=(9-10)	12=(8-3)	13=(12/3)	14
B. Foreign Assisted Projects Fund (Fund Cluster 02)													
B.1 Revenue Collections		-	-	-	-	-	-	-	-	-	-		
B.2 Non-Revenue Collections/Other Receipts		-	42,005.80	-	-	-	42,005.80	42,005.80	-	42,005.80	42,005.80		
B.2.1 Cash Receipts		-	42,005.80	-	-	-	42,005.80	42,005.80	-	42,005.80	42,005.80		
Others		-	42,005.80	-	-	-	42,005.80	42,005.80	-	42,005.80	42,005.80		
Disallowances		-	38,362.00	-	-	-	38,362.00	38,362.00	-	38,362.00	38,362.00		
Others		-	3,643.80	-	-	-	3,643.80	3,643.80	-	3,643.80	3,643.80		
TOTAL		-	42,005.80	-	-	-	42,005.80	42,005.80	-	42,005.80	42,005.80		

Certified Correct:


DIÑA M. NILLOSAN
 Department Chief Accountant


Approved by:


IMELDA R. DELA CRUZ
 OIC Director, Financial and Management Service

QUARTERLY REPORT OF REVENUE AND OTHER RECEIPTS
As of the Quarter Ending March 31, 2024

FAR No. 5

Department : DEPARTMENT OF ENVIRONMENT AND NATURAL RESOURCES
Agency : Office of the Secretary
Operating Unit : ALL
Organization Code : 10 001 01 00000
Fund Cluster: 03 - SPECIAL ACCOUNTS - LOCALLY FUNDED / DOMESTIC GRANTS FUND

CLASSIFICATION/SOURCES OF REVENUE AND OTHER RECEIPTS	UACS Code	REVENUE TARGET Annual (as per BESF)	ACTUAL REVENUE AND OTHER RECEIPTS COLLECTIONS					Cumulative Remittance/ Deposits to Date			VARIANCE		REMARKS	
			1st Quarter	2nd Quarter	3rd Quarter	4th Quarter	TOTAL	Remittance to BTR	Deposited to AGDB	TOTAL	Amount	%		
			4	5	6	7	8=(4+5+6+7)	9	10	11=(9+10)	12=(8-3)	13=(12/3)		
C. Special Account - (Cluster 03)														
Fund 151														
A.1 Revenue Collections		4,105,000	1,283,836.39	-	-	-	1,283,836.39	1,277,736.39	-	1,277,736.39	(2,821,163.61)	-68.73%		
A.1.1 Cash Revenue		4,105,000	1,283,836.39	-	-	-	1,283,836.39	1,277,736.39	-	1,277,736.39	(2,821,163.61)	-68.73%		
- Non-Tax Service Income		4,098,000	1,277,430.11	-	-	-	1,277,430.11	1,271,330.11	-	1,271,330.11	(2,820,569.89)	-68.83%		
Permit Fees	40201010	2,954,000	785,169.40	-	-	-	785,169.40	782,319.40	-	782,319.40	(2,168,830.60)	-73.42%		
Registration Fees	40201020	20,000	4,750.00	-	-	-	4,750.00	4,500.00	-	4,500.00	(15,250.00)	-76.25%		
Certification Fees	40201040	903,000	316,361.32	-	-	-	316,361.32	316,361.32	-	316,361.32	(586,638.68)	-64.97%		
Processing Fees	40201130	51,000	8,465.00	-	-	-	8,465.00	8,465.00	-	8,465.00	(42,535.00)	-83.40%		
Supervision & Reg. Enfor. Fees	40201070	21,000	33,700.00	-	-	-	33,700.00	33,700.00	-	33,700.00	12,700.00	60.48%		
Inspection Fees	40201100	114,000	80,500.00	-	-	-	80,500.00	77,500.00	-	77,500.00	(33,500.00)	-29.39%		
Verification & Authentication Fees	40201110	11,000	56.00	-	-	-	56.00	56.00	-	56.00	(10,944.00)	-99.49%		
Other Service Income	40201990	24,000	48,428.39	-	-	-	48,428.39	48,428.39	-	48,428.39	24,428.39	101.78%		
Other Non Operating Income		7,000	6,406.28	-	-	-	6,406.28	6,406.28	-	6,406.28	(593.72)	-8.48%		
Miscellaneous Income	40609990	7,000	6,406.28	-	-	-	6,406.28	6,406.28	-	6,406.28	(593.72)	-8.48%		
TOTAL		4,105,000	1,283,836.39	-	-	-	1,283,836.39	1,277,736.39	-	1,277,736.39	(2,821,163.61)	-68.73%		
C. Special Account - (Cluster 03)														
Fund 401-25%														
A.1 Revenue Collections		70,156,000	68,068,072.46	-	-	-	68,068,072.46	67,819,701.84	-	67,819,701.84	(3,012,381.11)	-4.29%		
A.1.1 Cash Revenue		70,156,000	68,068,072.46	-	-	-	68,068,072.46	67,819,701.84	-	67,819,701.84	(3,012,381.11)	-4.29%		
- Tax														
Tax on Forest Products	40103060	-	-	-	-	-	-	-	-	-	-	-		
- Non-Tax Service Income		59,283,000	25,570,916.21	-	-	-	25,570,916.21	25,324,261.84	-	25,324,261.84	(33,712,083.79)	-56.87%		
Permit Fees	40201010	2,056,000	3,640,265.21	-	-	-	3,640,265.21	3,639,903.21	-	3,639,903.21	1,584,265.21	77.06%		
Registration Fees	40201020	5,000	100.00	-	-	-	100.00	100.00	-	100.00	(4,900.00)	-98.00%		
Certification Fees	40201040	35,000	16,695.00	-	-	-	16,695.00	16,795.00	-	16,795.00	(18,305.00)	-52.30%	Deposits includes prior year collection from Region XIII.	
Processing Fees	40201130	51,000	5,000.00	-	-	-	5,000.00	5,000.00	-	5,000.00	(46,000.00)	-90.20%		
Supervision & Reg. Enfor. Fees	40201070	1,523,000	2,876,190.25	-	-	-	2,876,190.25	2,815,924.50	-	2,815,924.50	1,353,190.25	88.85%		
Inspection Fees	40201100	-	7,500.00	-	-	-	7,500.00	7,500.00	-	7,500.00	7,500.00	0.00%		
Fines and Penalties-Service Income	40201140	516,000	225.00	-	-	-	225.00	225.00	-	225.00	(515,775.00)	-100.00%		
Other Service Income	40201990	55,097,000	19,024,940.75	-	-	-	19,024,940.75	18,838,814.13	-	18,838,814.13	(36,072,059.25)	-65.47%	Deposits includes prior year collection from Region V and XIII.	
Business Income		10,873,000	41,572,702.68	-	-	-	41,572,702.68	41,570,986.43	-	41,570,986.43	30,699,702.68	282.35%		
Rent/Lease Income	40202050	7,830,000	40,588,743.93	-	-	-	40,588,743.93	40,588,743.93	-	40,588,743.93	32,758,743.93	418.37%		
Sales Revenue	40202160	2,184,000	592,765.00	-	-	-	592,765.00	591,048.75	-	591,048.75	(1,591,235.00)	-72.86%		
Fines and Penalties-Business Income	40202230	-	22,500.00	-	-	-	22,500.00	22,500.00	-	22,500.00	22,500.00	100.00%		
Other Business Income	40202990	859,000	368,693.75	-	-	-	368,693.75	368,693.75	-	368,693.75	(490,306.25)	-57.08%		
Other Unearned Revenue			924,453.57	-	-	-	924,453.57	924,453.57	-	924,453.57	-	0.00%		Rent/Lease Income for 25 years collected in advance from Region V.
A.2 Non-Revenue Collections/Other Receipts			689,382.34	-	-	-	689,382.34	689,382.34	-	689,382.34	689,382.34	100.00%		
A.2.1 Cash Receipts														
Others			689,382.34	-	-	-	689,382.34	689,382.34	-	689,382.34	689,382.34	100.00%		
Operating Lease Receivables	10302010		689,382.34	-	-	-	689,382.34	689,382.34	-	689,382.34	689,382.34	100.00%		
A.2.2 Non-Cash Receipts														
Sub-Total		70,156,000	68,757,454.80	-	-	-	68,757,454.80	68,509,084.18	-	68,509,084.18	(2,322,998.77)	-3.31%		
GRAND TOTAL		74,261,000	70,041,291.19	-	-	-	70,041,291.19	69,786,820.57	-	69,786,820.57	(5,144,162.38)	-6.93%		

Certified Correct:


DIÑA M. NILLOSAN
Department Chief Accountant

Approved by:


IMELDA R. DELA CRUZ
OIC Director, Financial and Management Service


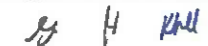
QUARTERLY REPORT OF REVENUE AND OTHER RECEIPTS

As at the Quarter Ending March 31, 2024

Department : DEPARTMENT OF ENVIRONMENT AND NATURAL RESOURCES
 Agency : Office of the Secretary
 Operating Unit : ALL
 Organization Code : 10 001 01 00000
 Fund Cluster : 04 - Special Account- Foreign Assisted/Foreign Grants Fund

CLASSIFICATION/SOURCES OF REVENUE AND OTHER RECEIPTS	UACS Code	REVENUE TARGET (Annual per BESF)	ACTUAL REVENUE AND OTHER RECEIPTS COLLECTIONS					Cumulative Remittance/ Deposits to Date			VARIANCE		REMARKS
			1st Quarter	2nd Quarter	3rd Quarter	4th Quarter	TOTAL	Remittance to BTR	Deposited with AGDB	TOTAL	Amount	%	
1	2	3	4	5	6	7	8=(4+5+6+7)	9	10	11=(9-10)	12=(8-3)	13=(12/3)	14
D. Special Account- Foreign Assisted/Foreign Grants Fund (Fund Cluster 04) D.1 Revenue Collections D.1.1 Cash Revenue Non-Tax Service Income Permit Fees Registration Fees Registration Plates, Tags and Stickers Fees Clearance and Certification Fees Franchising Fees Licensing Fees Supervision and Regulation Enforcement Fees Spectrum Usage Fees Legal Fees Inspection Fees Verification and Authentication Fees Passport and Visa Fees Processing Fees Fines and Penalties-Service Income Other Service Income													
<div style="font-size: 48px; opacity: 0.5; transform: rotate(-15deg);">No Transaction</div>													
TOTAL		-	-	-	-	-	-	-	-	-	-	-	

Certified Correct:


DINA M. NILLOSAN
 Department Chief Accountant


Approved by:


IMELDA R. DELA CRUZ
 OIC Director, Financial and Management Service

QUARTERLY REPORT OF REVENUE AND OTHER RECEIPTS
As of the Quarter Ending March 31, 2024

Department : DEPARTMENT OF ENVIRONMENT AND NATURAL RESOURCES
 Agency : Office of the Secretary
 Operating Unit : ALL
 Organization Code : 10 001 01 00000
 Fund Cluster: 05 - INTERNALLY GENERATED FUNDS

CLASSIFICATION/SOURCES OF REVENUE AND OTHER RECEIPTS	UACS Code	REVENUE TARGET Annual (as per BESF)	ACTUAL REVENUE AND OTHER RECEIPTS COLLECTIONS					Cumulative Remittance/ Deposits to Date			VARIANCE		REMARKS	
			1st Quarter	2nd Quarter	3rd Quarter	4th Quarter	TOTAL	Remittance to BTR	Deposited to AGDB	TOTAL	Amount	%		
			4	5	6	7	8=(4+5+6+7)	9	10	11=(9+10)	12=(8-3)	13=(12/3)		
E. Internally Generated Fund (Cluster 05)														
A.1 Revenue Collections		214,157,000	210,983,021.26	-	-	-	210,983,021.26	-	210,216,828.91	210,216,828.91	(3,201,992.47)	-1.50%		
A.1.1 Cash Revenue		214,157,000	210,955,007.53	-	-	-	210,955,007.53	-	210,216,828.91	210,216,828.91	(3,201,992.47)	-1.50%		
- Tax														
Tax on Forest Products	40103060		-	-	-	-	-	-	-	-	-	-	-	
- Non-Tax														
Service Income		178,594,000	83,001,894.55	-	-	-	83,001,894.55	-	82,268,864.68	82,268,864.68	(95,592,105.45)	-53.52%		
Permit Fees	40201010	9,358,000	7,728,922.66	-	-	-	7,728,922.66	-	7,726,561.66	7,726,561.66	(1,629,077.34)	-17.41%		
Registration Fees	40201020	17,000	-	-	-	-	-	-	3,750.00	3,750.00	(17,000.00)	-100.00%	Deposits includes prior year collection from Region IV-B.	
Certification Fees	40201040	471,000	116,685.00	-	-	-	116,685.00	-	116,610.00	116,610.00	(354,315.00)	-75.23%	Deposits includes prior year collection from Region XIII.	
Processing Fees	40201130	146,000	20,000.00	-	-	-	20,000.00	-	20,000.00	20,000.00	(126,000.00)	-86.30%		
Supervision & Reg. Enfor. Fees	40201070	4,570,000	8,878,570.75	-	-	-	8,878,570.75	-	8,703,764.50	8,703,764.50	4,308,570.75	94.28%		
Inspection Fees	40201100	-	-	-	-	-	-	-	-	-	-	-		
Fines and Penalties-Service Income	40201140	213,000	6,492,815.00	-	-	-	6,492,815.00	-	6,492,815.00	6,492,815.00	6,279,815.00	2948.27%		
Other Service Income	40201990	163,819,000	59,764,901.14	-	-	-	59,764,901.14	-	59,205,363.52	59,205,363.52	(104,054,098.86)	-63.52%	Deposits includes prior year collection from Region XIII.	
Business Income		35,563,000	127,953,112.98	-	-	-	127,953,112.98	-	127,947,964.23	127,947,964.23	92,390,112.98	259.79%		
Rent/Lease Income	40202050	26,434,000	125,068,736.73	-	-	-	125,068,736.73	-	125,068,736.73	125,068,736.73	98,634,736.73	373.14%		
Sales Revenue	40202160	6,552,000	1,778,295.00	-	-	-	1,778,295.00	-	1,773,146.25	1,773,146.25	(4,773,705.00)	-72.86%		
Other Business Income	40202990	2,577,000	1,106,081.25	-	-	-	1,106,081.25	-	1,106,081.25	1,106,081.25	(1,470,918.75)	-57.08%		
Other Non Operating Income		-	-	-	-	-	-	-	-	-	-	-		
A.1.2 Non-Cash Revenue		-	28,013.73	-	-	-	28,013.73	-	-	-	-	-		
Business Income		-	28,013.73	-	-	-	28,013.73	-	-	-	-	-		
Rent/Lease Income	40202050	-	28,013.73	-	-	-	28,013.73	-	-	-	28,013.73		Earned portion of the 25 years contract of Rent/Lease Income from last year collection from Region V.	
A.2 Non-Revenue Collections/Other Receipts		-	2,068,537.01	-	-	-	2,068,537.01	-	2,068,537.01	2,068,537.01	2,068,537.01			
A.2.1 Cash Receipts		-	2,068,537.01	-	-	-	2,068,537.01	-	2,068,537.01	2,068,537.01	2,068,537.01			
Others		-	2,068,537.01	-	-	-	2,068,537.01	-	2,068,537.01	2,068,537.01	2,068,537.01			
Operating Lease Receivables	10302010	-	2,068,147.01	-	-	-	2,068,147.01	-	2,068,147.01	2,068,147.01	2,068,147.01			
Others		-	390.00	-	-	-	390.00	-	390.00	390.00	390.00			
A.2.2 Non-Cash Receipts		-	-	-	-	-	-	-	-	-	-			
TOTAL		214,157,000	213,051,558.27	-	-	-	213,051,558.27	-	212,285,365.92	212,285,365.92	(1,133,455.46)	-0.53%		

Certified Correct:

Approved by:


DINA M. NILLOSAN
 Department Chief Accountant


IMELDA R. DELA CRUZ
 OIC Director, Financial and Management Service

QUARTERLY REPORT OF REVENUE AND OTHER RECEIPTS
As at the Quarter Ending March 31, 2024

Department : DEPARTMENT OF ENVIRONMENT AND NATURAL RESOURCES
 Agency : Office of the Secretary
 Operating Unit : ALL
 Organization Code : 10 001 01 00000
 Fund Cluster : 06 - Business Related Funds

CLASSIFICATION/SOURCES OF REVENUE AND OTHER RECEIPTS	UACS Code	REVENUE TARGET (Annual per BESF)	ACTUAL REVENUE AND OTHER RECEIPTS COLLECTIONS					Cumulative Remittance/ Deposits to Date			VARIANCE		REMARKS
			1st Quarter	2nd Quarter	3rd Quarter	4th Quarter	TOTAL	Remittance to BTR	Deposited with AGDB	TOTAL	Amount	%	
1	2	3	4	5	6	7	8=(4+5+6+7)	9	10	11=(9-10)	12=(8-3)	13=(12/3)	14
F. Business Related Funds (Fund Cluster 06)													
F.1 Revenue Collections		1,432,000.00	1,209,576.64	-	-	-	1,209,576.64	-	1,227,226.64	1,227,226.64	(222,423.36)	(16%)	
F.1.1 Cash Revenue		1,432,000.00	1,209,576.64	-	-	-	1,209,576.64	-	1,227,226.64	1,227,226.64	(222,423.36)	(16%)	
Business Income		1,432,000.00	1,209,576.64	-	-	-	1,209,576.64	-	1,227,226.64	1,227,226.64	(222,423.36)	(16%)	
Rent/Lease Income	40202050	-	296,500.00	-	-	-	296,500.00	-	296,500.00	296,500.00	296,500.00		
Income from Hostels/Dormitories and Other Like Facilities	40202130	1,432,000.00	913,076.64	-	-	-	913,076.64	-	930,726.64	930,726.64	(518,923.36)	(36%)	
TOTAL		1,432,000.00	1,209,576.64	-	-	-	1,209,576.64	-	1,227,226.64	1,227,226.64	(222,423.36)	(16%)	

Certified Correct:


DIÑA M. NILLOSAN
 Department Chief Accountant
h kll

Approved by:


IMELDA R. DELA CRUZ
 OIC Director, Financial and Management Service

QUARTERLY REPORT OF REVENUE AND OTHER RECEIPTS
As at the Quarter Ending March 31, 2024

Department : DEPARTMENT OF ENVIRONMENT AND NATURAL RESOURCES
 Agency : Office of the Secretary
 Operating Unit : ALL
 Organization Code : 10 001 01 00000
 Fund Cluster : 07 - Trust Receipts

CLASSIFICATION/SOURCES OF REVENUE AND OTHER RECEIPTS	UACS Code	REVENUE TARGET (Annual per BESF)	ACTUAL REVENUE AND OTHER RECEIPTS COLLECTIONS					Cumulative Remittance/ Deposits to Date			VARIANCE		REMARKS
			1st Quarter	2nd Quarter	3rd Quarter	4th Quarter	TOTAL	Remittance to BTR	Deposited with AGDB	TOTAL	Amount	%	
1	2	3	4	5	6	7	8=(4+5+6+7)	9	10	11=(9-10)	12=(8-3)	13=(12/3)	14
G. Trust Receipts (Fund Cluster 07)													
G.1 Inter-Agency Transferred Funds (IATF) Deposited with the National Treasury		-	2,500,000.08	-	-	-	2,500,000.08	2,500,000.08	-	2,500,000.08	2,500,000.08		
Due to NGAs		-	0.08	-	-	-	0.08	0.08	-	0.08	0.08		
Due to Regional Offices		-	2,500,000.00	-	-	-	2,500,000.00	2,500,000.00	-	2,500,000.00	2,500,000.00		
G.2 Other Trust Receipts Deposited with the National Treasury		-	4,381,563.88	-	-	-	4,381,563.88	4,377,799.06	-	4,377,799.06	4,381,563.88		
Performance Bond		-	1,290,390.00	-	-	-	1,290,390.00	1,290,390.00	-	1,290,390.00	1,290,390.00		
Bail Bonds		-	43,750.00	-	-	-	43,750.00	43,750.00	-	43,750.00	43,750.00		
<i>Others (Please specify)</i>							-	-	-	-	-		
Trust Liabilities		-	150,000.00	-	-	-	150,000.00	150,000.00	-	150,000.00	150,000.00		
Other Payables			2,281,594.76	-	-	-	2,281,594.76	2,277,829.94	-	2,277,829.94	2,281,594.76		
Cash Bond		-	36,000.00	-	-	-	36,000.00	36,000.00	-	36,000.00	36,000.00		
Other Service Income (Tallying Fee & Scalling Fee)		-	101,460.00	-	-	-	101,460.00	101,460.00	-	101,460.00	101,460.00		
Refund of disallowance		-	-	-	-	-	-	-	-	-	-		
Guaranty/Security Deposits Payable		-	19,500.00	-	-	-	19,500.00	19,500.00	-	19,500.00	19,500.00		
Customers' Deposits Payable		-	-	-	-	-	-	-	-	-	-		
Trust Liabilities- Bid Documents		-	458,869.12	-	-	-	458,869.12	458,869.12	-	458,869.12	458,869.12		
Proceeds from Insurance		-	-	-	-	-	-	-	-	-	-		
G.3 Trust Receipts Deposited with Authorized Government Depository Banks (AGDB)		-	4,531,661.55	-	-	-	4,531,661.55	-	4,524,652.00	4,524,652.00	4,531,661.55		
Proceeds from sale of bid documents		-	145,200.00	-	-	-	145,200.00	-	145,200.00	145,200.00	145,200.00		
<i>Other Trust Liabilities (Please Specify)</i>							-	-	-	-	-		
Trust Liabilities- Bid Documents		-	477,000.00	-	-	-	477,000.00	-	477,000.00	477,000.00	477,000.00		
Bail Bonds		-	189,250.00	-	-	-	189,250.00	-	189,250.00	189,250.00	189,250.00		
Other Payables (Inspection Fees)		-	62,528.00	-	-	-	62,528.00	-	62,528.00	62,528.00	62,528.00		
Other Trust Liabilities (registration fees for trainings/meetings)		-	63,000.00	-	-	-	63,000.00	-	63,000.00	63,000.00	63,000.00		
Inspection/Inventory Fees		-	3,240.00	-	-	-	3,240.00	-	3,240.00	3,240.00	3,240.00		
Due to Central Office		-	2,250.00	-	-	-	2,250.00	-	2,250.00	2,250.00	2,250.00		
Other Payables		-	47,000.00	-	-	-	47,000.00	-	47,000.00	47,000.00	47,000.00		
Due to NGAs		-	24,310.13	-	-	-	24,310.13	-	24,310.13	24,310.13	24,310.13		
Due to Regional Office		-	3,092,454.47	-	-	-	3,092,454.47	-	3,092,454.47	3,092,454.47	3,092,454.47		
Other Payables (Hostel)		-	30,800.00	-	-	-	30,800.00	-	30,800.00	30,800.00	30,800.00		
Petty Cash (from Hostel fund)		-	3,479.55	-	-	-	3,479.55	-	-	-	3,479.55		
Reproduction Survey Plan Trust/LCCA		-	258,420.00	-	-	-	258,420.00	-	254,890.00	254,890.00	258,420.00		
Other Payables/Re survey fee		-	131,729.40	-	-	-	131,729.40	-	131,729.40	131,729.40	131,729.40		
Covered Court		-	1,000.00	-	-	-	1,000.00	-	1,000.00	1,000.00	1,000.00		
Receipt of Inter-agency Fund Transfers		-	-	-	-	-	-	-	-	-	-		
TOTAL		-	11,413,225.51	-	-	-	11,413,225.51	6,877,799.14	4,524,652.00	11,402,451.14	11,413,225.51		

CO: Project HOPE collections deposited to AGDB and subsequently remitted to BTR. An amount of P3,764.82 was remitted to insurance companies (MRI&FRI)

Certified Correct:


DIÑA M. NILLOSAN
 Department Chief Accountant

H. M. S.

Approved by:


IMELDA R. DELA CRUZ
 OIC Director, Financial and Management Service