

MONTHLY REPORT OF DISBURSEMENTS
For the month of March 2024

Department: Department of Environment and Natural Resources (DENR)
Agency: Office of the Secretary
Operating Unit: ALL
Organization Code: 10 001 0100000
Fund Cluster: 01 - Regular Agency Fund

Particulars	Current Year Budget					Prior Year's Budget											SUB-TOTAL	Trust Liabilities				Grand Total					Remarks	
	PS	MOOE	FinEx	CO	TOTAL	Prior Year's Accounts Payable					Current Year's Accounts Payable					TOTAL		PS	MOOE	CO	TOTAL	PS	MOOE	FinEx	CO	TOTAL		
						PS	MOOE	FinEx	CO	Sub-Total	PS	MOOE	FinEx	CO	Sub-Total													
	1	2	3	4	5	6=(2+3+4+5)	7	8	9	10	11=(7+8+9+10)	12	13	14	15	16=(12+13+14+15)	17=(11+16)	18=(6+17)	19	20	21	22=(19+20+21)	23	24	25	26	27=(23+24+25+26)	28
CASH DISBURSEMENTS	716,161,557.13	536,008,364.42	-	86,986,362.93	1,339,156,304.48	13,725,287.94	145,761,777.36	-	109,227,566.66	268,714,631.96	-	14,696,255.27	-	9,486,264.37	24,182,519.64	292,897,151.60	1,632,053,456.08	-	-	-	-	-	729,886,845.07	896,466,417.05	-	205,700,193.96	1,632,053,456.08	
Notice of Cash Allocation (NCA)	698,690,556.96	519,874,203.96	-	86,986,362.93	1,305,551,123.85	12,273,569.33	145,565,042.98	-	108,998,579.66	266,837,181.97	-	14,383,613.48	-	9,486,264.37	23,869,877.85	290,707,059.82	1,596,258,183.57	-	-	-	-	-	710,964,116.29	673,822,860.42	-	205,471,206.96	1,596,258,183.67	
MDS Checks Issued	138,437,851.31	119,816,330.62	-	38,285,594.73	296,539,776.66	2,143,947.46	25,527,248.95	-	26,927,094.88	54,598,291.30	-	1,673,129.21	-	1,463,564.07	3,136,693.28	57,734,984.58	354,274,761.54	-	-	-	-	-	140,581,798.77	147,016,709.09	-	66,676,253.68	354,274,761.54	
Advice to Debit Account	560,252,705.65	400,057,673.04	-	48,700,768.20	1,009,011,346.89	10,129,911.87	120,037,794.02	-	82,071,484.78	212,238,890.67	-	12,710,484.27	-	8,022,700.30	20,733,184.57	232,972,075.24	1,241,883,422.13	-	-	-	-	-	570,382,317.52	532,806,151.33	-	138,794,953.28	1,241,983,422.13	
Notice of Transfer Allocations (NTA)	17,471,000.17	16,134,180.46	-	-	33,605,180.63	1,451,728.61	196,734.38	-	228,987.00	1,877,449.99	-	312,641.79	-	-	312,641.79	2,190,091.78	35,795,272.41	-	-	-	-	-	18,922,728.78	16,643,666.83	-	228,987.00	35,795,272.41	
MDS Checks Issued	5,639,234.73	5,040,701.12	-	-	10,679,935.85	1,123,987.60	196,734.38	-	-	1,320,721.89	-	-	-	-	-	1,320,721.89	12,000,657.73	-	-	-	-	-	6,763,222.23	5,237,435.50	-	-	12,000,657.73	
Advice to Debit Account	11,831,765.44	11,093,479.34	-	-	22,925,244.78	327,741.11	-	-	228,987.00	556,728.11	-	312,641.79	-	-	312,641.79	669,369.90	23,794,614.68	-	-	-	-	-	12,159,506.55	11,406,121.13	-	228,987.00	23,794,614.68	
Working Fund for FAPs	-	-	-	-	-	-	-	-	-	-	-	-	-	-	-	-	-	-	-	-	-	-	-	-	-	-	-	-
Cash Disbursement Ceiling (CDC)	-	-	-	-	-	-	-	-	-	-	-	-	-	-	-	-	-	-	-	-	-	-	-	-	-	-	-	-
TOTAL CASH DISBURSEMENTS	716,161,557.13	536,008,364.42	-	86,986,362.93	1,339,156,304.48	13,725,287.94	145,761,777.36	-	109,227,566.66	268,714,631.96	-	14,696,255.27	-	9,486,264.37	24,182,519.64	292,897,151.60	1,632,053,456.08	-	-	-	-	-	729,886,845.07	896,466,417.05	-	205,700,193.96	1,632,053,456.08	
NON-CASH DISBURSEMENTS	26,637,272.32	12,925,933.69	-	2,122,674.10	41,685,880.11	73,554.72	5,023,140.39	-	2,748,418.16	7,845,113.27	-	417,596.63	-	104,231.89	521,828.52	8,366,941.79	50,052,821.90	-	-	-	-	-	26,710,827.04	18,366,670.71	-	4,975,324.15	50,052,821.90	
Tax Remittance Advices Issued (TRA)	26,637,272.32	12,925,933.69	-	2,122,674.10	41,685,880.11	73,554.72	5,023,140.39	-	2,748,418.16	7,845,113.27	-	417,596.63	-	104,231.89	521,828.52	8,366,941.79	50,052,821.90	-	-	-	-	-	26,710,827.04	18,366,670.71	-	4,975,324.15	50,052,821.90	
Non-Cash Availment Authority (NCAA)	-	-	-	-	-	-	-	-	-	-	-	-	-	-	-	-	-	-	-	-	-	-	-	-	-	-	-	-
Disbursements effected through outright deductions from claims (please specify...)	-	-	-	-	-	-	-	-	-	-	-	-	-	-	-	-	-	-	-	-	-	-	-	-	-	-	-	-
Overpayment of expenses(e.g. personnel benefits)	-	-	-	-	-	-	-	-	-	-	-	-	-	-	-	-	-	-	-	-	-	-	-	-	-	-	-	-
Restitution for loss of government property	-	-	-	-	-	-	-	-	-	-	-	-	-	-	-	-	-	-	-	-	-	-	-	-	-	-	-	-
Liquidated damages and similar claims	-	-	-	-	-	-	-	-	-	-	-	-	-	-	-	-	-	-	-	-	-	-	-	-	-	-	-	-
Others(TEF BTR Documentary Stamp Tax etc.)	-	-	-	-	-	-	-	-	-	-	-	-	-	-	-	-	-	-	-	-	-	-	-	-	-	-	-	-
TOTAL NON-CASH DISBURSEMENTS	26,637,272.32	12,925,933.69	-	2,122,674.10	41,685,880.11	73,554.72	5,023,140.39	-	2,748,418.16	7,845,113.27	-	417,596.63	-	104,231.89	521,828.52	8,366,941.79	50,052,821.90	-	-	-	-	-	26,710,827.04	18,366,670.71	-	4,975,324.15	50,052,821.90	
GRAND TOTAL	742,798,829.45	548,934,318.11	-	89,109,037.03	1,380,842,184.59	13,798,842.66	150,784,917.75	-	111,975,984.82	276,559,745.23	-	15,113,851.90	-	9,590,496.26	24,704,348.16	301,264,093.39	1,682,106,277.98	-	-	-	-	-	756,597,672.11	714,833,087.76	-	210,675,518.11	1,682,106,277.98	


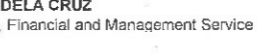
SUMMARY				
Particulars	Previous Report	This Month	As at Date	
(1)	(2)	(3)	(4)	
Total Disbursement Authorities Received	2,493,165,137.44	1,494,700,275.46	3,987,865,412.92	
NCA	2,284,834,382.00	1,261,725,520.00	3,546,559,902.00	
NTA***	114,374,718.08	182,921,933.58	297,296,651.66	
Working Fund	-	-	-	
TRA	93,966,037.36	50,052,821.90	144,008,859.26	
CDC	-	-	-	
NCAA	-	-	-	
Less: Notice of Transfer of Allocations (NTA)* issued	114,409,719.05	182,886,933.58	297,296,651.66	
Total Disbursement Authorities Available	2,378,755,419.36	1,311,813,341.90	3,690,568,761.26	
Less:	-	-	-	
Lapsed NCA	-	35,998,165.99	35,998,165.99	
Disbursements	1,972,648,400.38	1,682,106,277.98	3,654,754,678.36	
Less: Other Non-Cash Disbursements	-	-	-	
Disbursements effected through outright deductions from claims	-	-	-	
Overpayment of expenses(e.g. personnel benefits)	-	-	-	
Restitution for loss of government property	-	-	-	
Liquidated damages and similar claims	-	-	-	
Others (e.g. TEF BTR Docs Stamp etc.)	-	-	-	
Add/Less Adjustments (e.g. cancelled/staled checks)	30,799.88	153,263.21	184,063.09	
Balance of Disbursement Authorities as at date	406,137,818.86	(406,137,818.86)	-	
Total Disbursements Program	2,378,786,219.24	1,311,966,625.11	3,690,752,844.35	
Less: **Actual Disbursements	1,972,648,400.38	1,682,106,277.98	3,654,754,678.36	
(Over)/Under spending	406,137,818.86	(370,139,652.87)	35,998,165.99	

Notes: * The use of NTA is discouraged
** Amounts should tally with the grand total disbursement (column 27).

Certified Correct:


DINA M. MLLOSAN
Agency Chief Accountant
Date: 

Approved by:


IMELDA R. DELA CRUZ
OIC Director, Financial and Management Service
Date: 

MONTHLY REPORT OF DISBURSEMENTS
For the month of March 2024

Department: Department of Environment and Natural Resources (DENR)
 Agency: Office of the Secretary
 Operating Unit: ALL
 Organization Code: 10 001 0100000
 Fund Cluster: 02 - Foreign Assisted Projects Fund (GOP)

Particulars	Current Year Budget					Prior Year's Budget											SUB-TOTAL	Trust Liabilities				Grand Total					Remarks	
	PS	MOOE	FinEx	CO	TOTAL	Prior Year's Accounts Payable					Current Year's Accounts Payable					TOTAL		PS	MOOE	CO	TOTAL	PS	MOOE	FinEx	CO	TOTAL		
						PS	MOOE	FinEx	CO	Sub-Total	PS	MOOE	FinEx	CO	Sub-Total													
1	2	3	4	5	6=(2+3+4+5)	7	8	9	10	11=(7+8+9+10)	12	13	14	15	16=(12+13+14+15)	17=(11+16)	18=(6+17)	19	20	21	22=(19+20+21)	23	24	25	26	27=(23+24+25+26)	28	
CASH DISBURSEMENTS	-	-	-	-	-	-	2,153,681.29	-	1,004,067.34	3,157,748.63	-	139,169.28	-	-	139,169.28	3,296,917.91	3,296,917.91	-	-	-	-	-	-	2,292,850.57	-	1,004,067.34	3,296,917.91	
Notice of Cash Allocation (NCA)	-	-	-	-	-	-	1,080,097.18	-	592,077.73	1,672,174.91	-	-	-	-	-	1,672,174.91	1,672,174.91	-	-	-	-	-	-	1,080,097.18	-	592,077.73	1,672,174.91	
MDS Checks issued	-	-	-	-	-	-	119,555.37	-	175,660.23	295,215.60	-	-	-	-	-	295,215.60	295,215.60	-	-	-	-	-	-	119,555.37	-	175,660.23	295,215.60	
Advice to Debit Account	-	-	-	-	-	-	960,541.81	-	416,417.50	1,376,959.31	-	-	-	-	-	1,376,959.31	1,376,959.31	-	-	-	-	-	-	960,541.81	-	416,417.50	1,376,959.31	
Notice of Transfer Allocations (NTA)	-	-	-	-	-	-	1,073,584.11	-	411,989.61	1,485,573.72	-	139,169.28	-	-	139,169.28	1,624,743.00	1,624,743.00	-	-	-	-	-	-	1,212,753.39	-	411,989.61	1,624,743.00	
MDS Checks Issued	-	-	-	-	-	-	598,306.47	-	107,340.00	703,646.47	-	139,169.28	-	-	139,169.28	842,815.75	842,815.75	-	-	-	-	-	-	735,475.75	-	107,340.00	842,815.75	
Advice to Debit Account	-	-	-	-	-	-	477,277.64	-	304,649.61	781,927.25	-	-	-	-	-	781,927.25	781,927.25	-	-	-	-	-	-	477,277.64	-	304,649.61	781,927.25	
Working Fund for FAPs	-	-	-	-	-	-	-	-	-	-	-	-	-	-	-	-	-	-	-	-	-	-	-	-	-	-	-	
Cash Disbursement Ceiling (CDC)	-	-	-	-	-	-	-	-	-	-	-	-	-	-	-	-	-	-	-	-	-	-	-	-	-	-	-	
TOTAL CASH DISBURSEMENTS	-	-	-	-	-	-	2,153,681.29	-	1,004,067.34	3,157,748.63	-	139,169.28	-	-	139,169.28	3,296,917.91	3,296,917.91	-	-	-	-	-	-	2,292,850.57	-	1,004,067.34	3,296,917.91	
NON-CASH DISBURSEMENTS	-	-	-	-	-	-	69,769.69	-	520,699.69	590,469.38	-	32,282.85	-	-	32,282.85	622,752.23	622,752.23	-	-	-	-	-	-	102,052.54	-	520,699.69	622,752.23	
Tax Remittance Advices Issued (TRA)	-	-	-	-	-	-	69,769.69	-	520,699.69	590,469.38	-	32,282.85	-	-	32,282.85	622,752.23	622,752.23	-	-	-	-	-	-	102,052.54	-	520,699.69	622,752.23	
Non-Cash Availment Authority (NCAA)	-	-	-	-	-	-	-	-	-	-	-	-	-	-	-	-	-	-	-	-	-	-	-	-	-	-	-	
Disbursements effected through outright deduction	-	-	-	-	-	-	-	-	-	-	-	-	-	-	-	-	-	-	-	-	-	-	-	-	-	-	-	
Overpayment of expenses(e.g. personnel benef	-	-	-	-	-	-	-	-	-	-	-	-	-	-	-	-	-	-	-	-	-	-	-	-	-	-	-	
Restitution for loss of government property	-	-	-	-	-	-	-	-	-	-	-	-	-	-	-	-	-	-	-	-	-	-	-	-	-	-	-	
Liquidated damages and similar claims	-	-	-	-	-	-	-	-	-	-	-	-	-	-	-	-	-	-	-	-	-	-	-	-	-	-	-	
Others(TEF BTr-Documetary Stamp Tax etc.)	-	-	-	-	-	-	-	-	-	-	-	-	-	-	-	-	-	-	-	-	-	-	-	-	-	-	-	
TOTAL NON-CASH DISBURSEMENTS	-	-	-	-	-	-	69,769.69	-	520,699.69	590,469.38	-	32,282.85	-	-	32,282.85	622,752.23	622,752.23	-	-	-	-	-	-	102,052.54	-	520,699.69	622,752.23	
GRAND TOTAL	-	-	-	-	-	-	2,223,450.98	-	1,524,767.03	3,748,218.01	-	171,452.13	-	-	171,452.13	3,919,670.14	3,919,670.14	-	-	-	-	-	-	2,394,903.11	-	1,524,767.03	3,919,670.14	

SUMMARY

Particulars	Previous Report	This Month	As at Date
(1)	(2)	(3)	(4)
Total Disbursement Authorities Received	7,958,140.34	3,995,025.23	11,953,165.57
NCA	-	423,200.00	423,200.00
NTA	-	2,949,073.00	2,949,073.00
Working Fund	-	-	-
TRA	7,958,140.34	622,752.23	8,580,892.57
CDC	-	-	-
NCAA	-	-	-
Less: Notice of Transfer of Allocations (NTA)* issued	-	-	-
Total Disbursement Authorities Available	7,958,140.34	3,995,025.23	11,953,165.57
Less:	-	-	-
Lapsed NCA	-	0.09	0.09
Disbursements	7,958,140.34	3,919,870.14	11,877,810.48
Less: Other Non-Cash Disbursements	-	-	-
Disbursements effected through outright deductions from claims	-	-	-
*** Overpayment of expenses(e.g. personnel benefits)	-	-	-
Restitution for loss of government property	-	-	-
Liquidated damages and similar claims	-	-	-
Others (e.g. TEF BTr Docs Stamp etc.)	-	-	-
Add/Less: Adjustments (e.g. cancelled/staled checks)	-	-	-
Balance of Disbursement Authorities as at date***	-	75,355.09	75,355.09
Total Disbursements Program	7,958,140.34	3,995,025.23	11,953,165.57
Less: **Actual Disbursements	7,958,140.34	3,919,870.14	11,877,810.48
(Over)/Under spending	-	75,355.09	75,355.09

Notes: * The use of NTA is discouraged
 ** Amounts should tally with the grand total disbursement (column 27).
 *** Remaining cash disbursement balance is from Region 2 Proper as per 4.2.1.5 of the National Budget Circular No. 590 dated, January 03, 2023

Certified Correct:


 DIÑA M. NILLOSAN
 Agency Chief Accountant
 Date:

Approved by:


 IMELDA R. DELA CRUZ
 OIC Director, Financial and Management Service
 Date:

MONTHLY REPORT OF DISBURSEMENTS
For the month of March 2024

Department: Department of Environment and Natural Resources (DENR)
 Agency: Office of the Secretary
 Operating Unit: ALL
 Organization Code: 10 001 0100000
 Fund Cluster: 02 - Foreign Assisted Projects Fund (LP)

Particulars	Current Year Budget					Prior Year's Budget											SUB-TOTAL	Trust Liabilities				Grand Total					Remarks			
	PS	MOOE	FinEx	CO	TOTAL	Prior Year's Accounts Payable					Current Year's Accounts Payable					TOTAL		PS	MOOE	CO	TOTAL	PS	MOOE	FinEx	CO	TOTAL				
						PS	MOOE	FinEx	CO	Sub-Total	PS	MOOE	FinEx	CO	Sub-Total															
1	2	3	4	5	6=(2+3+4+5)	7	8	9	10	11=(7+8+9+10)	12	13	14	15	16=(12+13+14+15)	17=(11+16)	18=(6+17)	19	20	21	22=(19+20+21)	23	24	25	26	27=(23+24+25+26)	28			
CASH DISBURSEMENTS							82,888.07		27,746,332.92	27,829,220.99						27,829,220.99	27,829,220.99									82,888.07		27,746,332.92	27,829,220.99	
Notice of Cash Allocation (NCA)																														
MDS Checks Issued																														
Advice to Debit Account																														
Notice of Transfer Allocations (NTA)																														
MDS Checks Issued																														
Advice to Debit Account																														
Working Fund for FAPs							82,888.07		27,746,332.92	27,829,220.99						27,829,220.99	27,829,220.99									82,888.07		27,746,332.92	27,829,220.99	
Cash Disbursement Ceiling (CDC)																														
TOTAL CASH DISBURSEMENTS							82,888.07		27,746,332.92	27,829,220.99						27,829,220.99	27,829,220.99									82,888.07		27,746,332.92	27,829,220.99	
NON-CASH DISBURSEMENTS																														
Tax Remittance Advices Issued (TRA)																														
Non-Cash Availment Authority (NCAA)																														
Disbursements effected through outright deduction																														
Overpayment of expenses(e.g. personnel benefit)																														
Restitution for loss of government property																														
Liquidated damages and similar claims																														
Others(TEF BTr-Documentary Stamp Tax etc.)																														
TOTAL NON-CASH DISBURSEMENTS																														
GRAND TOTAL							82,888.07		27,746,332.92	27,829,220.99						27,829,220.99	27,829,220.99									82,888.07		27,746,332.92	27,829,220.99	

SUMMARY	Particulars	Previous Report	This Month	As at Date
(1)	(2)	(3)	(4)	(5)
Total Disbursement Authorities Received		287,859,192.71	35,616,715.00	323,475,907.71
NCA		-	-	-
NTA		-	-	-
Working Fund		287,859,192.71	35,616,715.00	323,475,907.71
TRA		-	-	-
CDC		-	-	-
NCAA		-	-	-
Less: Notice of Transfer of Allocations (NTA)* issued		110,000,000.00	35,616,715.00	145,616,715.00
Total Disbursement Authorities Available		177,859,192.71	-	177,859,192.71
Less:				
Lapsed NCA		-	-	-
Disbursements		134,632,266.10	27,829,220.99	162,461,487.09
Less: Other Non-Cash Disbursements		-	-	-
Disbursements effected through outright deductions from claims		-	-	-
*** Overpayment of expenses(e.g. personnel benefits)		-	-	-
Restitution for loss of government property		-	-	-
Liquidated damages and similar claims		-	-	-
Others (e.g. TEF BTr Docs Stamp etc.)		-	-	-
Add/Less: Adjustments (e.g. cancelled/staled checks)		28,772.94	-	28,772.94
Balance of Disbursement Authorities as at date		43,255,899.55	(27,829,220.99)	15,426,478.56
Total Disbursements Program		177,887,965.65	-	177,887,965.65
Less: **Actual Disbursements		134,632,266.10	27,829,220.99	162,461,487.09
(Over)/Under spending		43,255,899.55	(27,829,220.99)	15,426,478.56

Notes: * The use of NTA is discouraged
 ** Amounts should tally with the grand total disbursement (column 27).

Certified Correct:

[Signature]
 DIÑA M. MILLOSAN
 Agency Chief Accountant
 Date: *[Date]*

Approved by:

[Signature]
 IMELDA R. DELA CRUZ
 OIC Director, Financial and Management Service
 Date:

MONTHLY REPORT OF DISBURSEMENTS
For the month of March 2024


Department: Department of Environment and Natural Resources (DENR)
Agency: Office of the Secretary
Operating Unit: ALL
Organization Code: 10 001 0100000
Fund Cluster: 03 - Special Account - Locally Funded

Particulars	Current Year Budget					Prior Year's Budget											SUB-TOTAL	Trust Liabilities				Grand Total					Remarks	
	PS	MOOE	FinEx	CO	TOTAL	Prior Year's Accounts Payable					Current Year's Accounts Payable					TOTAL		PS	MOOE	CO	TOTAL	PS	MOOE	FinEx	CO	TOTAL		
						PS	MOOE	FinEx	CO	Sub-Total	PS	MOOE	FinEx	CO	Sub-Total													
1	2	3	4	5	6=(2+3+4+5)	7	8	9	10	11=(7+8+9+10)	12	13	14	15	16=(12+13+14+15)	17=(11+16)	18=(6+17)	19	20	21	22=(19+20+21)	23	24	25	26	27=(23+24+25+26)	28	
CASH DISBURSEMENTS	-	-	-	-	-	-	984,285.72	-	-	984,285.72	-	-	-	-	-	984,285.72	984,285.72	-	-	-	-	-	984,285.72	-	-	-	984,285.72	-
Notice of Cash Allocation (NCA)	-	-	-	-	-	-	984,285.72	-	-	984,285.72	-	-	-	-	-	984,285.72	984,285.72	-	-	-	-	-	984,285.72	-	-	-	984,285.72	-
MDS Checks Issued	-	-	-	-	-	-	-	-	-	-	-	-	-	-	-	-	-	-	-	-	-	-	-	-	-	-	-	-
Advice to Debit Account	-	-	-	-	-	-	984,285.72	-	-	984,285.72	-	-	-	-	-	984,285.72	984,285.72	-	-	-	-	-	984,285.72	-	-	-	984,285.72	-
Notice of Transfer Allocations (NTA)	-	-	-	-	-	-	-	-	-	-	-	-	-	-	-	-	-	-	-	-	-	-	-	-	-	-	-	-
MDS Checks Issued	-	-	-	-	-	-	-	-	-	-	-	-	-	-	-	-	-	-	-	-	-	-	-	-	-	-	-	-
Advice to Debit Account	-	-	-	-	-	-	-	-	-	-	-	-	-	-	-	-	-	-	-	-	-	-	-	-	-	-	-	-
Working Fund for FAPs	-	-	-	-	-	-	-	-	-	-	-	-	-	-	-	-	-	-	-	-	-	-	-	-	-	-	-	-
Cash Disbursement Ceiling (CDC)	-	-	-	-	-	-	-	-	-	-	-	-	-	-	-	-	-	-	-	-	-	-	-	-	-	-	-	-
TOTAL CASH DISBURSEMENTS	-	-	-	-	-	-	984,285.72	-	-	984,285.72	-	-	-	-	-	984,285.72	984,285.72	-	-	-	-	-	984,285.72	-	-	-	984,285.72	-
NON-CASH DISBURSEMENTS	-	10,512.45	-	-	10,512.45	-	55,714.28	-	-	55,714.28	-	-	-	-	-	55,714.28	66,226.73	-	-	-	-	-	66,226.73	-	-	-	66,226.73	-
Tax Remittance Advices Issued (TRA)	-	10,512.45	-	-	10,512.45	-	55,714.28	-	-	55,714.28	-	-	-	-	-	55,714.28	66,226.73	-	-	-	-	-	66,226.73	-	-	-	66,226.73	-
Non-Cash Availment Authority (NCAA)	-	-	-	-	-	-	-	-	-	-	-	-	-	-	-	-	-	-	-	-	-	-	-	-	-	-	-	-
Disbursements effected through outright deductions fr	-	-	-	-	-	-	-	-	-	-	-	-	-	-	-	-	-	-	-	-	-	-	-	-	-	-	-	-
Overpayment of expenses(e.g. personnel benefits)	-	-	-	-	-	-	-	-	-	-	-	-	-	-	-	-	-	-	-	-	-	-	-	-	-	-	-	-
Restitution for loss of government property	-	-	-	-	-	-	-	-	-	-	-	-	-	-	-	-	-	-	-	-	-	-	-	-	-	-	-	-
Liquidated damages and similar claims	-	-	-	-	-	-	-	-	-	-	-	-	-	-	-	-	-	-	-	-	-	-	-	-	-	-	-	-
Others(TEF BTr-Documentary Stamp Tax etc.)	-	-	-	-	-	-	-	-	-	-	-	-	-	-	-	-	-	-	-	-	-	-	-	-	-	-	-	-
TOTAL NON-CASH DISBURSEMENTS	-	10,512.45	-	-	10,512.45	-	55,714.28	-	-	55,714.28	-	-	-	-	-	55,714.28	66,226.73	-	-	-	-	-	66,226.73	-	-	-	66,226.73	-
GRAND TOTAL	-	10,512.45	-	-	10,512.45	-	1,040,000.00	-	-	1,040,000.00	-	-	-	-	-	1,040,000.00	1,050,512.45	-	-	-	-	-	1,050,512.45	-	-	-	1,050,512.45	-


Particulars	Previous Report	This Month	As at Date
(1)	(2)	(3)	(4)
Total Disbursement Authorities Received	246,814.25	1,050,512.73	1,297,326.98
NCA	-	984,286.00	984,286.00
NTA	-	-	-
Working Fund	-	-	-
TRA	246,814.25	66,226.73	313,040.98
CDC	-	-	-
NCAA	-	-	-
Less: Notice of Transfer of Allocations (NTA)* issued	-	-	-
Total Disbursement Authorities Available	246,814.25	1,050,512.73	1,297,326.98
Less:	-	-	-
Lapsed NCA	-	0.28	0.28
Disbursements	246,814.25	1,050,512.45	1,297,326.70
Less: Other Non-Cash Disbursements	-	-	-
Disbursements effected through outright deductions from claims	-	-	-
Overpayment of expenses(e.g. personnel benefits)	-	-	-
Restitution for loss of government property	-	-	-
Liquidated damages and similar claims	-	-	-
Others (e.g. TEF BTr Docs Stamp etc.)	-	-	-
Add/Less: Adjustments (e.g. cancelled/staled checks)	-	-	-
Balance of Disbursement Authorities as at date***	-	-	-
Total Disbursements Program	246,814.25	1,050,512.73	1,297,326.98
Less: **Actual Disbursements	246,814.25	1,050,512.45	1,297,326.70
(Over)/Under spending	-	0.28	0.28

Notes: * The use of NTA is discouraged
** Amounts should tally with the grand total disbursement (column 27).

Certified Correct:


DIÑA M. NILLOSAN
Agency Chief Accountant
Date:

Approved by:


IMELDA R. DELA CRUZ
OIC Director, Financial and Management Service
Date:


MONTHLY REPORT OF DISBURSEMENTS
For the month of March 2024


Department: Department of Environment and Natural Resources (DENR)
 Agency: Office of the Secretary
 Operating Unit: ALL
 Organization Code: 10 001 0100000
 Fund Cluster: 04 - Special Account - Foreign Assisted/Grant

Particulars	Current Year Budget					Prior Year's Budget										SUB-TOTAL	Trust Liabilities				Grand Total					Remarks	
	PS	MOOE	FinEx	CO	TOTAL	Prior Year's Accounts Payable					Current Year's Accounts Payable						TOTAL	PS	MOOE	CO	TOTAL	PS	MOOE	FinEx	CO		TOTAL
						PS	MOOE	FinEx	CO	Sub-Total	PS	MOOE	FinEx	CO	Sub-Total												
1	2	3	4	5	6=(2+3+4+5)	7	8	9	10	11=(7+8+9+10)	12	13	14	15	16=(12+13+14+15)	17=(11+16)	18=(6+17)	19	20	21	22=(19+20+21)	23	24	25	26	27=(23+24+25+26)	28
CASH DISBURSEMENTS	-	-	-	-	-	-	-	-	-	-	-	-	-	-	-	-	-	-	-	-	-	-	-	-	-	-	
Notice of Cash Allocation (NCA)	-	-	-	-	-	-	-	-	-	-	-	-	-	-	-	-	-	-	-	-	-	-	-	-	-	-	
MDS Checks Issued	-	-	-	-	-	-	-	-	-	-	-	-	-	-	-	-	-	-	-	-	-	-	-	-	-	-	
Advice to Debit Account	-	-	-	-	-	-	-	-	-	-	-	-	-	-	-	-	-	-	-	-	-	-	-	-	-	-	
Notice of Transfer Allocations (NTA)	-	-	-	-	-	-	-	-	-	-	-	-	-	-	-	-	-	-	-	-	-	-	-	-	-	-	
MDS Checks Issued	-	-	-	-	-	-	-	-	-	-	-	-	-	-	-	-	-	-	-	-	-	-	-	-	-	-	
Advice to Debit Account	-	-	-	-	-	-	-	-	-	-	-	-	-	-	-	-	-	-	-	-	-	-	-	-	-	-	
Working Fund for FAPs	-	-	-	-	-	-	-	-	-	-	-	-	-	-	-	-	-	-	-	-	-	-	-	-	-	-	
Cash Disbursement Ceiling (CDC)	-	-	-	-	-	-	-	-	-	-	-	-	-	-	-	-	-	-	-	-	-	-	-	-	-	-	
TOTAL CASH DISBURSEMENTS	-	-	-	-	-	-	-	-	-	-	-	-	-	-	-	-	-	-	-	-	-	-	-	-	-	-	
NON-CASH DISBURSEMENTS	-	-	-	-	-	-	-	-	-	-	-	-	-	-	-	-	-	-	-	-	-	-	-	-	-	-	
Tax Remittance Advices Issued (TRA)	-	-	-	-	-	-	-	-	-	-	-	-	-	-	-	-	-	-	-	-	-	-	-	-	-	-	
Non-Cash Availment Authority (NCAA)	-	-	-	-	-	-	-	-	-	-	-	-	-	-	-	-	-	-	-	-	-	-	-	-	-	-	
Disbursements effected through outright deductions from	-	-	-	-	-	-	-	-	-	-	-	-	-	-	-	-	-	-	-	-	-	-	-	-	-	-	
Overpayment of expenses(e.g. personnel benefits)	-	-	-	-	-	-	-	-	-	-	-	-	-	-	-	-	-	-	-	-	-	-	-	-	-	-	
Restitution for loss of government property	-	-	-	-	-	-	-	-	-	-	-	-	-	-	-	-	-	-	-	-	-	-	-	-	-	-	
Liquidated damages and similar claims	-	-	-	-	-	-	-	-	-	-	-	-	-	-	-	-	-	-	-	-	-	-	-	-	-	-	
Others(TEF BTr-Documentary Stamp Tax etc.)	-	-	-	-	-	-	-	-	-	-	-	-	-	-	-	-	-	-	-	-	-	-	-	-	-	-	
TOTAL NON-CASH DISBURSEMENTS	-	-	-	-	-	-	-	-	-	-	-	-	-	-	-	-	-	-	-	-	-	-	-	-	-	-	
GRAND TOTAL	-	-	-	-	-	-	-	-	-	-	-	-	-	-	-	-	-	-	-	-	-	-	-	-	-	-	

Particulars	Previous Report	This Month	As at Date
(1)	(2)	(3)	(4)
Total Disbursement Authorities Received	32,406,858.57	-	32,406,858.57
NCA	-	-	-
NTA	-	-	-
Working Fund	32,406,858.57	-	32,406,858.57
TRA	-	-	-
CDC	-	-	-
NCAA	-	-	-
Less: Notice of Transfer of Allocations (NTA)* issued	-	32,396,858.57	32,396,858.57
Total Disbursement Authorities Available	32,406,858.57	(32,396,858.57)	10,000.00
Less:	-	-	-
Lapsed NCA	-	-	-
Disbursements	-	-	-
Less: Other Non-Cash Disbursements	-	-	-
Disbursements effected through outright deductions from claims	-	-	-
*** Overpayment of expenses(e.g. personnel benefits)	-	-	-
Restitution for loss of government property	-	-	-
Liquidated damages and similar claims	-	-	-
Others (e.g. TEF BTr Docs Stamp etc.)	-	-	-
***Add/Less: Adjustments (e.g. cancelled/staled checks)	-	-	-
Balance of Disbursement Authorities as at date	32,406,858.57	(32,396,858.57)	10,000.00
Total Disbursements Program	32,406,858.57	(32,396,858.57)	10,000.00
Less: **Actual Disbursements	-	-	-
(Over)/Under spending	32,406,858.57	(32,396,858.57)	10,000.00

Notes: * The use of NTA is discouraged
 ** Amounts should tally with the grand total disbursement (column 27).

Certified Correct:

DINA M. NILLOSAN
 Agency Chief Accountant
 Date: 4

Approved by:

IMELDA R. DELA CRUZ
 OIC Director, Financial and Management Service
 Date:

MONTHLY REPORT OF DISBURSEMENTS
For the month of March 2024

Department: Department of Environment and Natural Resources (DENR)
 Agency: Office of the Secretary
 Operating Unit: ALL
 Organization Code: 10 001 0100000
 Fund Cluster: 07 - Trust Fund

Particulars	Current Year Budget					Prior Year's Budget											SUB-TOTAL	Trust Liabilities				Grand Total					Remarks
	PS	MOOE	FinEx	CO	TOTAL	Prior Year's Accounts Payable					Current Year's Accounts Payable					TOTAL		PS	MOOE	CO	TOTAL	PS	MOOE	FinEx	CO	TOTAL	
						PS	MOOE	FinEx	CO	Sub-Total	PS	MOOE	FinEx	CO	Sub-Total												
1	2	3	4	5	6=(2+3+4+5)	7	8	9	10	11=(7+8+9+10)	12	13	14	15	16=(12+13+14+15)	17=(11+16)	18=(6+17)	19	20	21	22=(19+20+21)	23	24	25	26	27=(23+24+25+26)	28
CASH DISBURSEMENTS	-	-	-	-	-	-	-	-	-	-	-	-	-	-	-	-	-	-	6,824,345.92	-	6,824,345.92	-	6,824,345.92	-	-	6,824,345.92	
Notice of Cash Allocation (NCA)	-	-	-	-	-	-	-	-	-	-	-	-	-	-	-	-	-	-	6,824,345.92	-	6,824,345.92	-	6,824,345.92	-	-	6,824,345.92	
MDS Checks Issued	-	-	-	-	-	-	-	-	-	-	-	-	-	-	-	-	-	-	-	-	-	-	-	-	-	-	
Advice to Debit Account	-	-	-	-	-	-	-	-	-	-	-	-	-	-	-	-	-	-	6,824,345.92	-	6,824,345.92	-	6,824,345.92	-	-	6,824,345.92	
Notice of Transfer Allocations (NTA)	-	-	-	-	-	-	-	-	-	-	-	-	-	-	-	-	-	-	-	-	-	-	-	-	-	-	
MDS Checks Issued	-	-	-	-	-	-	-	-	-	-	-	-	-	-	-	-	-	-	-	-	-	-	-	-	-	-	
Advice to Debit Account	-	-	-	-	-	-	-	-	-	-	-	-	-	-	-	-	-	-	-	-	-	-	-	-	-	-	
Working Fund for FAPs	-	-	-	-	-	-	-	-	-	-	-	-	-	-	-	-	-	-	-	-	-	-	-	-	-	-	
Cash Disbursement Ceiling (CDC)	-	-	-	-	-	-	-	-	-	-	-	-	-	-	-	-	-	-	-	-	-	-	-	-	-	-	
TOTAL CASH DISBURSEMENTS	-	-	-	-	-	-	-	-	-	-	-	-	-	-	-	-	-	-	6,824,345.92	-	6,824,345.92	-	6,824,345.92	-	-	6,824,345.92	
NON-CASH DISBURSEMENTS	-	-	-	-	-	-	-	-	-	-	-	-	-	-	-	-	-	-	405,158.32	-	405,158.32	-	405,158.32	-	-	405,158.32	
Tax Remittance Advices Issued (TRA)	-	-	-	-	-	-	-	-	-	-	-	-	-	-	-	-	-	-	405,158.32	-	405,158.32	-	405,158.32	-	-	405,158.32	
Non-Cash Availment Authority (NCAA)	-	-	-	-	-	-	-	-	-	-	-	-	-	-	-	-	-	-	-	-	-	-	-	-	-	-	
Disbursements effected through outright deductions from	-	-	-	-	-	-	-	-	-	-	-	-	-	-	-	-	-	-	-	-	-	-	-	-	-	-	
Overpayment of expenses(e.g. personnel benefits)	-	-	-	-	-	-	-	-	-	-	-	-	-	-	-	-	-	-	-	-	-	-	-	-	-	-	
Restitution for loss of government property	-	-	-	-	-	-	-	-	-	-	-	-	-	-	-	-	-	-	-	-	-	-	-	-	-	-	
Liquidated damages and similar claims	-	-	-	-	-	-	-	-	-	-	-	-	-	-	-	-	-	-	-	-	-	-	-	-	-	-	
Others(TEF BTr-Documentary Stamp Tax etc.)	-	-	-	-	-	-	-	-	-	-	-	-	-	-	-	-	-	-	-	-	-	-	-	-	-	-	
TOTAL NON-CASH DISBURSEMENTS	-	-	-	-	-	-	-	-	-	-	-	-	-	-	-	-	-	-	405,158.32	-	405,158.32	-	405,158.32	-	-	405,158.32	
GRAND TOTAL	-	-	-	-	-	-	-	-	-	-	-	-	-	-	-	-	-	-	7,229,504.24	-	7,229,504.24	-	7,229,504.24	-	-	7,229,504.24	

SUMMARY	Particulars	Previous Report	This Month	As at Date
(1)	(2)	(3)	(4)	(5)
Total Disbursement Authorities Received		8,171,059.23	4,798,236.32	12,969,295.55
NCA		8,126,264.00	4,393,078.00	12,519,342.00
NTA		-	-	-
Working Fund		-	-	-
TRA		44,795.23	405,158.32	449,953.55
CDC		-	-	-
NCAA		-	-	-
Less: Notice of Transfer of Allocations (NTA)* issued		-	-	-
Total Disbursement Authorities Available		8,171,059.23	4,798,236.32	12,969,295.55
Less:		-	-	-
Lapsed NCA		-	-	-
Disbursements		1,938,012.48	7,229,504.24	9,167,516.72
Less: Other Non-Cash Disbursements		-	-	-
Disbursements effected through outright deductions from claims		-	-	-
*** Overpayment of expenses(e.g. personnel benefits)		-	-	-
Restitution for loss of government property		-	-	-
Liquidated damages and similar claims		-	-	-
Others (e.g. TEF BTr Docs Stamp etc.)		-	-	-
Add/Less: Adjustments (e.g. cancelled/staled checks)		-	-	-
Balance of Disbursement Authorities as at date		8,233,046.75	(2,431,267.92)	3,801,778.83
Total Disbursements Program		8,171,059.23	4,798,236.32	12,969,295.55
Less: **Actual Disbursements		1,938,012.48	7,229,504.24	9,167,516.72
(Over)/Under spending		6,233,046.75	(2,431,267.92)	3,801,778.83

Notes: * The use of NTA is discouraged
 ** Amounts should tally with the grand total disbursement (column 27).

Certified Correct:

[Signature]
 DIÑA M. NILLOSAN
 Agency Chief Accountant
 Date: *H*

Approved by:

[Signature]
 IMELDA R. DELA CRUZ
 OIC Director, Financial and Management Service
 Date: