

QUARTERLY REPORT OF REVENUE AND OTHER RECEIPTS
As at the Quarter Ending September 30, 2023

Department : DEPARTMENT OF ENVIRONMENT AND NATURAL RESOURCES
 Agency : Office of the Secretary
 Operating Unit : ALL
 Organization Code : 10 001 01 00000
 Fund Cluster : 01 - Regular Agency Fund

CLASSIFICATION/SOURCES OF REVENUE AND OTHER RECEIPTS	UACS Code	REVENUE TARGET (Annual per BESF)	ACTUAL REVENUE AND OTHER RECEIPTS COLLECTIONS					Cumulative Remittance/ Deposits to Date			VARIANCE		REMARKS
			1st Quarter	2nd Quarter	3rd Quarter	4th Quarter	TOTAL	Remittance to BTR	Deposited with AGDB	TOTAL	Amount	%	
1	2	3	4	5	6	7	8=(4+5+6+7)	9	10	11=(9-10)	12=(8-3)	13=(12/3)	14
A. Regular Agency Fund (Fund Cluster 01)													
A.1 Revenue Collections		799,140,000.00	381,632,670.76	412,257,167.22	306,694,367.09	-	1,100,584,205.07	1,094,736,271.64	3,562,232.05	1,098,298,503.69	301,444,205.07	38%	
A.1.1 Cash Revenue		799,140,000.00	380,765,280.03	410,837,091.89	304,755,631.04	-	1,096,358,002.96	1,094,736,271.64	3,562,232.05	1,098,298,503.69	297,218,002.96	37%	
Tax													
Tax on Forest Products	40103060	14,732,000.00	6,502,667.05	6,225,139.20	15,170,509.79	-	27,898,316.04	27,898,316.04	-	27,898,316.04	13,166,316.04	89%	
Non-Tax													
Service Income		170,679,000.00	151,071,386.31	79,364,958.64	92,485,118.85	-	322,921,463.80	322,686,121.09	173,029.00	322,859,150.09	152,242,463.80	89%	
Permit Fees	40201010	30,062,000.00	80,857,855.94	18,272,519.18	34,427,187.11	-	133,557,562.23	133,551,064.23	-	133,551,064.23	103,495,562.23	344%	
Registration Fees	40201020	5,447,000.00	2,284,341.00	1,971,362.00	1,461,144.00	-	5,716,847.00	5,720,297.00	-	5,720,297.00	269,847.00	5%	*Deposits include Prior Year collection of CAR
Registration Plates, Tags and Stickers Fees	40201030	-	-	-	7,900.00	-	7,900.00	7,900.00	-	7,900.00	7,900.00		
Clearance and Certification Fees	40201040	17,289,000.00	4,934,978.90	5,469,052.96	5,335,881.28	-	15,739,913.14	15,714,656.14	-	15,714,656.14	(1,549,086.86)	(9%)	
Licensing Fees	40201060	-	12,000.00	23,321.50	20,700.00	-	56,021.50	56,021.50	-	56,021.50	56,021.50		
Supervision and Regulation Enforcement Fees	40201070	19,005,000.00	16,908,109.88	9,988,759.02	1,788,348.20	-	28,685,217.10	28,685,217.10	-	28,685,217.10	9,680,217.10	51%	
Legal Fees	40201090	36,000.00	9,949.90	6,919.00	20,270.12	-	37,139.02	37,139.02	-	37,139.02	1,139.02	3%	
Inspection Fees	40201100	5,565,000.00	1,327,359.77	1,536,929.59	2,016,897.60	-	4,881,186.96	4,765,716.96	111,274.00	4,876,990.96	(683,813.04)	(12%)	*Deposit to AGDB refers to income of Region 2 which will be used by its inspection team.
Verification and Authentication Fees	40201110	6,365,000.00	2,710,694.05	2,465,199.16	3,895,999.78	-	9,071,892.99	9,070,054.99	-	9,070,054.99	2,706,892.99	43%	
Processing Fees	40201130	3,379,000.00	1,481,428.42	2,188,936.76	1,597,414.27	-	5,267,779.45	5,263,589.45	-	5,263,589.45	1,888,779.45	56%	
Fines and Penalties-Service Income	40201140	4,259,000.00	739,840.96	470,096.03	1,743,915.44	-	2,953,852.43	2,953,692.43	-	2,953,692.43	(1,305,147.57)	(31%)	
Other Service Income	40201990	79,272,000.00	39,804,827.49	36,971,863.44	40,169,461.05	-	116,946,151.98	116,860,772.27	61,755.00	116,922,527.27	37,674,151.98	48%	*Deposit to AGDB refers to income of Region 2 which will be used on its current operation.
Business Income		598,820,000.00	215,721,069.39	318,527,653.20	186,138,249.56	-	720,386,972.15	721,623,431.72	831,277.05	722,454,708.77	121,566,972.15	20%	
Seminar/Training Fees	40202040	-	124,200.00	(43,130.00)	528,950.00	-	610,020.00	103,020.00	507,000.00	610,020.00	610,020.00		*Deposits to AGDB pertains to fees received of Region 8 for the regional management conference which will be used to pay the expenses of the said conference.
Rent/Lease Income	40202050	379,055,000.00	212,960,901.40	314,401,670.91	174,585,681.47	-	701,948,253.78	703,852,885.59	179,850.00	704,032,735.59	322,893,253.78	85%	*Deposit includes prior year collections of CAR and Region 13 that was remitted to BTr this year.
Income from Hostels/Dormitories and Other Like Facilities	40202130	149,000.00	55,350.00	209,462.00	(62,262.00)	-	202,550.00	57,600.00	142,750.00	200,350.00	53,550.00	36%	*Deposit to AGDB refers to income of Region 2 and Region 5 which will be used on its current operation and maintenance.
Sales Revenue	40202160	-	-	-	7,418,840.00	-	7,418,840.00	7,418,840.00	-	7,418,840.00	7,418,840.00		*Deposit to AGDB refers to collections of Region 2 which will be used for its current operation and maintenance.
Interest Income	40202210	855,000.00	318,540.69	282,411.30	756,272.01	-	1,357,224.00	1,353,793.76	1,677.05	1,355,470.81	502,224.00	59%	*Refers to sale of agricultural lands of Region 2.
Fines and Penalties-Business Income	40202230	5,000.00	139,802.25	112,523.34	320,709.57	-	573,035.16	573,035.16	-	573,035.16	568,035.16	11361%	
Other Business Income	40202990	18,745,000.00	2,122,275.05	3,564,715.65	2,590,058.51	-	8,277,049.21	8,264,257.21	-	8,264,257.21	(10,467,950.79)	(56%)	


CLASSIFICATION/SOURCES OF REVENUE AND OTHER RECEIPTS	UACS Code	REVENUE TARGET (Annual per BESF)	ACTUAL REVENUE AND OTHER RECEIPTS COLLECTIONS					Cumulative Remittance/ Deposits to Date			VARIANCE		REMARKS
			1st Quarter	2nd Quarter	3rd Quarter	4th Quarter	TOTAL	Remittance to BTR	Deposited with AGDB	TOTAL	Amount	%	
1	2	3	4	5	6	7	8=(4+5+6+7)	9	10	11=(9-10)	12=(8-3)	13=(12/3)	14
Shares		2,311,000.00	256,461.67	884,565.92	240,688.00	-	1,381,715.59	1,381,715.59	-	1,381,715.59	(929,284.41)	(40%)	
Share from National Wealth	40401010	2,311,000.00	256,461.67	884,565.92	240,688.00	-	1,381,715.59	1,381,715.59	-	1,381,715.59	(929,284.41)	(40%)	
Gains		1,105,000.00	570,372.70	2,525,809.45	271,141.75	-	3,367,323.90	919,367.90	2,447,956.00	3,367,323.90	2,262,323.90	205%	
Gain on Sale of Property, Plant and Equipment	40501040	106,000.00	9,210.00	27,302.22	1,889.75	-	38,401.97	38,401.97	-	38,401.97	(67,598.03)	(64%)	
Gain on Sale of Unserviceable Property	40501130	149,000.00	506,162.70	2,454,300.00	16,140.00	-	2,976,602.70	528,646.70	2,447,956.00	2,976,602.70	2,827,602.70	1898%	*The balance remitted to AGDB is for deposit of Region 2 to BTr.
Other Gains	40501990	850,000.00	55,000.00	44,207.23	253,112.00	-	352,319.23	352,319.23	-	352,319.23	(497,680.77)	(59%)	
Other Non Operating Income		11,493,000.00	6,643,322.91	3,308,965.48	10,449,923.09	-	20,402,211.48	20,227,319.30	109,970.00	20,337,289.30	8,909,211.48	78%	
Garnished/Confiscated/Abandoned/Seized Goods and Property	40601010	-	460,500.00	-	-	-	460,500.00	460,500.00	-	460,500.00	460,500.00		
Proceeds from Insurance/Indemnities	40699010	-	20,415.40	2,383.69	4,075,228.04	-	4,098,027.13	4,098,027.13	-	4,098,027.13	4,098,027.13		
Miscellaneous Income	40699990	11,493,000.00	6,162,407.51	3,306,581.79	6,374,695.05	-	15,843,684.35	15,668,792.17	109,970.00	15,778,762.17	4,350,684.35	38%	*The balance deposited to AGDB is from sale of Bid Documents of Region 2.
A.1.2 Non-Cash Revenue		-	867,390.73	1,420,075.33	1,938,736.05	-	4,226,202.11	-	-	-	4,226,202.11		
Non-Tax		-	-	-	330,240.00	-	330,240.00	-	-	-	330,240.00		
Donations		-	-	-	330,240.00	-	330,240.00	-	-	-	330,240.00		
Donations in Kind	40402020	-	-	-	330,240.00	-	330,240.00	-	-	-	330,240.00		
Gains		-	127,406.67	1,159,521.64	1,048,586.68	-	2,335,514.99	-	-	-	2,335,514.99		
Other Gains	40501990	-	127,406.67	1,159,521.64	1,048,586.68	-	2,335,514.99	-	-	-	2,335,514.99		
Other Non Operating Income		-	739,984.06	260,553.69	559,909.37	-	1,560,447.12	-	-	-	1,560,447.12		
Miscellaneous Income	40699990	-	739,984.06	260,553.69	559,909.37	-	1,560,447.12	-	-	-	1,560,447.12		
A.2 Non-Revenue Collections/Other Receipts		-	16,020,188.14	36,525,000.43	15,027,170.77	-	67,572,359.34	30,441,693.44	37,130,841.47	67,572,534.91	67,572,359.34		
A.2.1 Cash Receipts		-	15,936,693.44	36,466,007.93	14,720,273.65	-	67,122,975.02	30,396,143.44	37,130,841.47	67,526,984.91	67,122,975.02		
Others		-	15,936,693.44	36,466,007.93	14,720,273.65	-	67,122,975.02	30,396,143.44	37,130,841.47	67,526,984.91	67,122,975.02		
Refund of cash advances		-	277,986.44	344,739.88	825,259.95	-	1,447,986.27	1,553,433.78	-	1,553,433.78	1,447,986.27		
Refund of overpayments		-	614,306.96	509,269.37	491,821.32	-	1,615,397.65	1,601,878.37	-	1,601,878.37	1,615,397.65		
Disallowances		-	109,234.32	551,876.12	286,880.64	-	947,991.08	947,991.08	-	947,991.08	947,991.08		
Others		-	14,935,165.72	35,060,122.56	13,116,311.74	-	63,111,600.02	26,292,840.21	37,130,841.47	63,423,681.68	63,111,600.02		
A.2.2 Non-Cash Receipts		-	83,494.70	58,992.50	306,897.12	-	449,384.32	45,550.00	-	45,550.00	449,384.32		
Collections effected through outright deductions		-	83,494.70	58,992.50	306,897.12	-	449,384.32	45,550.00	-	45,550.00	449,384.32		
Disallowances		-	13,840.20	15,152.30	-	-	28,992.50	400.00	-	400.00	28,992.50		
Others		-	69,654.50	43,840.20	306,897.12	-	420,391.82	45,150.00	-	45,150.00	420,391.82		
TOTAL		799,140,000.00	397,652,858.90	448,782,167.65	321,721,537.86	-	1,168,156,564.41	1,125,177,965.08	40,693,073.52	1,165,871,038.60	369,016,564.41	46%	

Certified Correct:


DINA M. NILLOSAN
 Department Chief Accountant

h m

Recommending Approval:


IMELDA R. DELA CRUZ
 OIC Director, Financial and Management Service

QUARTERLY REPORT OF REVENUE AND OTHER RECEIPTS
As at the Quarter Ending September 30, 2023


Department : DEPARTMENT OF ENVIRONMENT AND NATURAL RESOURCES
 Agency : Office of the Secretary
 Operating Unit : ALL
 Organization Code : 10 001 01 00000
 Fund Cluster : 02 - Foreign Assisted Projects Fund

CLASSIFICATION/SOURCES OF REVENUE AND OTHER RECEIPTS	UACS Code	REVENUE TARGET (Annual per BESF)	ACTUAL REVENUE AND OTHER RECEIPTS COLLECTIONS					Cumulative Remittance/ Deposits to Date			VARIANCE		REMARKS
			1st Quarter	2nd Quarter	3rd Quarter	4th Quarter	TOTAL	Remittance to BTR	Deposited with AGDB	TOTAL	Amount	%	
1	2	3	4	5	6	7	8=(4+5+6+7)	9	10	11=(9-10)	12=(8-3)	13=(12/3)	14
B. Foreign Assisted Projects Fund (Fund Cluster 02)													
B.1 Revenue Collections		-	974.40	119.94	74,363.58	-	75,457.92	14,474.40	-	14,474.40	75,457.92		
B.1.1 Cash Revenue		-	974.40	-	-	-	974.40	974.40	-	974.40	974.40		
Non-Tax													
Gains		-	974.40	-	-	-	974.40	974.40	-	974.40	974.40		
Other Gains	40501990	-	974.40	-	-	-	974.40	974.40	-	974.40	974.40		
B.1.2 Non-Cash Revenue		-	-	119.94	74,363.58	-	74,483.52	13,500.00	-	13,500.00	74,483.52		
Non-Tax													
Gains		-	-	-	13,500.00	-	13,500.00	13,500.00	-	13,500.00	13,500.00		
Gain on Sale of Unserviceable Property	40501130	-	-	-	13,500.00	-	13,500.00	13,500.00	-	13,500.00	13,500.00		
Other Non Operating Income		-	-	119.94	60,863.58	-	60,983.52	-	-	-	60,983.52		
Miscellaneous Income	40699990	-	-	119.94	60,863.58	-	60,983.52	-	-	-	60,983.52		
B.2 Non-Revenue Collections/Other Receipts		-	61,966.09	57,287.14	78,500.60	-	197,753.83	178,782.94	-	178,782.94	197,753.83		
B.2.1 Cash Receipts		-	61,966.09	49,087.14	78,500.60	-	189,553.83	178,782.94	-	178,782.94	189,553.83		
Others		-	61,966.09	49,087.14	78,500.60	-	189,553.83	178,782.94	-	178,782.94	189,553.83		
Refund of cash advances		-	20,825.20	6,705.41	5,039.62	-	32,570.23	32,570.23	-	32,570.23	32,570.23		
Disallowances		-	40,251.00	40,501.00	40,388.00	-	121,140.00	121,140.00	-	121,140.00	121,140.00		
Others		-	889.89	1,880.73	33,072.98	-	35,843.60	25,072.71	-	25,072.71	35,843.60		
B.2.2 Non-Cash Receipts		-	-	8,200.00	-	-	8,200.00	-	-	-	8,200.00		
Collections effected through outright		-	-	8,200.00	-	-	8,200.00	-	-	-	8,200.00		
Others		-	-	8,200.00	-	-	8,200.00	-	-	-	8,200.00		
TOTAL		-	62,940.49	57,407.08	152,864.18	-	273,211.75	193,257.34	-	193,257.34	273,211.75		

Certified Correct:


DIÑA M. NILLOSAN
 Department Chief Accountant
h m

Recommending Approval:


IMELDA R. DELA CRUZ
 OIC Director, Financial and Management Service

QUARTERLY REPORT OF REVENUE AND OTHER RECEIPTS

As of the Quarter Ending September 30, 2023

Department : DEPARTMENT OF ENVIRONMENT AND NATURAL RESOURCES
Agency : Office of the Secretary
Operating Unit : ALL
Organization Code : 10 001 01 00000
Fund Cluster: 03 - SPECIAL ACCOUNTS - LOCALLY FUNDED / DOMESTIC GRANTS FUND

CLASSIFICATION/SOURCES OF REVENUE AND OTHER RECEIPTS	UACS Code	REVENUE TARGET Annual (as per BESF)	ACTUAL REVENUE AND OTHER RECEIPTS COLLECTIONS					Cumulative Remittance/ Deposits to Date			VARIANCE		REMARKS
			1st Quarter	2nd Quarter	3rd Quarter	4th Quarter	TOTAL	Remittance to BTR	Deposited to AGDB	TOTAL	Amount	%	
			4	5	6	7	8=(4+5+6+7)	9	10	11=(9+10)	12=(8-3)	13=(12/3)	
C. Special Account - (Cluster 03) Fund 151 A.1 Revenue Collections A.1.1 Cash Revenue - Tax Tax on Forest Products 40103060		6,000,000.00	1,650,599.23	1,447,589.60	1,405,630.38	-	4,503,819.21	4,500,319.21	-	4,500,319.21	(1,496,180.79)	-24.94%	
- Non-Tax Service Income Permit Fees Registration Fees Certification Fees Processing Fees Supervision & Reg. Enfor. Fees Inspection Fees Verification & Authentication Fees Fines and Penalties-Service Income Other Service Income 40201010 40201020 40201040 40201130 40201070 40201100 40201110 40201140 40201990		5,995,000.00	1,646,535.62	1,446,163.06	1,405,284.72	-	4,497,983.40	4,494,483.40	-	4,494,483.40	(1,497,016.60)	-24.97%	
Other Non Operating Income Miscellaneous Income 40609990		5,000.00	4,063.61	1,426.54	345.66	-	5,835.81	5,835.81	-	5,835.81	835.81	16.72%	
TOTAL		6,000,000.00	1,650,599.23	1,447,589.60	1,405,630.38	-	4,503,819.21	4,500,319.21	-	4,500,319.21	(1,496,180.79)	-24.94%	
C. Special Account - (Cluster 03) Fund 401-25% A.1 Revenue Collections A.1.1 Cash Revenue - Tax Tax on Forest Products 40103060		65,560,000.00	61,558,555.78	18,927,399.45	20,983,590.04	-	101,469,545.27	102,262,712.75	-	102,262,712.75	35,869,203.77	54.71%	
- Non-Tax Service Income Permit Fees Registration Fees Certification Fees Processing Fees Supervision & Reg. Enfor. Fees Inspection Fees Fines and Penalties-Service Income Other Service Income 40201010 40201020 40201040 40201130 40201070 40201100 40201140 40201990		52,559,000.00	57,794,918.63	15,773,738.83	18,660,836.53	-	92,229,493.99	93,013,493.97	-	93,013,493.97	39,670,493.99	75.48%	Deposits includes prior year collection from Region 6.
Business Income Rent/Lease Income Sales Revenue Other Business Income 40202050 40202160 40202990		12,987,000.00	3,761,887.15	3,153,267.01	2,250,028.32	-	9,165,182.48	9,174,349.98	-	9,174,349.98	(3,821,817.52)	-29.43%	
Other Non Operating Income Miscellaneous Income 40609990		14,000.00	1,750.00	393.61	32,383.69	-	34,527.30	34,527.30	-	34,527.30	20,527.30	146.62%	Deposits includes prior year collection from BMB.
A.2 Non-Revenue Collections/Other Receipts A.2.1 Cash Receipts Others Other Receivables 10305990			2,625.00	-	-	-	2,625.00	2,625.00	-	2,625.00	2,625.00	100.00%	
Sub-Total		65,560,000.00	61,561,180.78	18,927,399.45	20,983,590.04	-	101,472,170.27	102,265,337.75	-	102,265,337.75	35,871,828.77	54.72%	
C. Special Account - (Cluster 03) Fund 158 A.2 Non-Revenue Collections/Other Receipts A.2.1 Cash Receipts Others Other Receivables 10305990			-	3,420.00	-	-	3,420.00	3,420.00	-	3,420.00	3,420.00	100.00%	
Sub-Total				3,420.00			3,420.00	3,420.00		3,420.00	3,420.00		
GRAND TOTAL		71,560,000.00	63,211,780.01	20,378,409.05	22,389,220.42	-	105,979,409.48	106,769,076.96	-	106,769,076.96	34,379,067.98	48.04%	

Certified Correct:

DIÑA M. NILLOSAN
Department Chief Accountant

Approved by:

IMELDA R. DELA CRUZ
OIC Director, Financial and Management Service

QUARTERLY REPORT OF REVENUE AND OTHER RECEIPTS
As at the Quarter Ending September 30, 2023


Department : DEPARTMENT OF ENVIRONMENT AND NATURAL RESOURCES
 Agency : Office of the Secretary
 Operating Unit : ALL
 Organization Code : 10 001 01 00000
 Fund Cluster : 04 - Special Account- Foreign Assisted/Foreign Grants Fund

CLASSIFICATION/SOURCES OF REVENUE AND OTHER RECEIPTS	UACS Code	REVENUE TARGET (Annual per BESF)	ACTUAL REVENUE AND OTHER RECEIPTS COLLECTIONS					Cumulative Remittance/ Deposits to Date			VARIANCE		REMARKS
			1st Quarter	2nd Quarter	3rd Quarter	4th Quarter	TOTAL	Remittance to BTR	Deposited with AGDB	TOTAL	Amount	%	
1	2	3	4	5	6	7	8=(4+5+6+7)	9	10	11=(9-10)	12=(8-3)	13=(12/3)	14
No Transaction													
D. Special Account- Foreign Assisted/Foreign Grants Fund (Fund Cluster 04)													
D.1 Revenue Collections													
D.1.1 Cash Revenue													
Non-Tax													
Service Income													
Permit Fees													
Registration Fees													
Registration Plates, Tags and Stickers Fees													
Clearance and Certification Fees													
Franchising Fees													
Licensing Fees													
Supervision and Regulation Enforcement Fees													
Spectrum Usage Fees													
Legal Fees													
Inspection Fees													
Verification and Authentication Fees													
Passport and Visa Fees													
Processing Fees													
Fines and Penalties-Service Income													
Other Service Income													
TOTAL		-	-	-	-	-	-	-	-	-	-	-	

Certified Correct:


DIÑA M. NILLOSAN
 Department Chief Accountant
h w

Recommending Approval:


IMELDA R. DELA CRUZ
 OIC Director, Financial and Management Service

QUARTERLY REPORT OF REVENUE AND OTHER RECEIPTS
As of the Quarter Ending September 30, 2023

FAR No. 5

Department : DEPARTMENT OF ENVIRONMENT AND NATURAL RESOURCES
 Agency : Office of the Secretary
 Operating Unit : ALL
 Organization Code : 10 001 01 00000
 Fund Cluster: 05 - INTERNALLY GENERATED FUNDS

CLASSIFICATION/SOURCES OF REVENUE AND OTHER RECEIPTS	UACS Code	REVENUE TARGET Annual (as per BESF)	ACTUAL REVENUE AND OTHER RECEIPTS COLLECTIONS					Cumulative Remittance/ Deposits to Date			VARIANCE		REMARKS	
			1st Quarter	2nd Quarter	3rd Quarter	4th Quarter	TOTAL	Remittance to BTR	Deposited to AGDB	TOTAL	Amount	%		
			4	5	6	7	8=(4+5+6+7)	9	10	11=(9+10)	12=(8-3)	13=(12/3)		
E. Internally Generated Fund (Cluster 05)														
A.1 Revenue Collections		202,639,000.00	188,469,761.02	57,530,913.25	65,452,051.26	-	311,452,725.53	-	311,456,994.28	311,456,994.28	108,813,725.53	53.70%		
A.1.1 Cash Revenue		202,639,000.00	188,469,761.02	57,530,913.25	65,452,051.26	-	311,452,725.53	-	311,456,994.28	311,456,994.28	108,813,725.53	53.70%		
- Tax														
Tax on Forest Products	40103060		-	-	121,024.50	-	121,024.50	-	121,024.50	121,024.50	121,024.50			
- Non-Tax														
Service Income		164,146,000.00	173,675,961.74	51,106,606.39	58,620,469.09	-	283,403,037.22	-	283,382,256.17	283,382,256.17	119,257,037.22	72.65%		
Permit Fees	40201010	7,463,000.00	4,803,267.75	8,387,972.69	7,093,799.56	-	20,285,040.00	-	20,294,345.25	20,294,345.25	12,822,040.00	171.81%	Deposits includes prior year collection from Region 6.	
Registration Fees	40201020	23,000.00	3,750.00	-	375.00	-	4,125.00	-	4,125.00	4,125.00	(18,875.00)	-82.07%		
Certification Fees	40201040	539,000.00	15,502.50	30,847.50	14,055.00	-	60,405.00	-	60,292.50	60,292.50	(478,595.00)	-88.79%		
Processing Fees	40201130	198,000.00	23,787.00	20,000.00	28,900.50	-	72,687.50	-	72,687.50	72,687.50	(125,312.50)	-63.29%		
Supervision & Reg. Enfor. Fees	40201070	4,240,000.00	4,676,478.75	2,089,132.50	1,782,413.00	-	8,548,024.25	-	8,595,757.95	8,595,757.95	4,308,024.25	101.60%	Deposits includes prior year collection from CAR.	
Inspection Fees	40201100	1,000.00	-	-	150.00	-	150.00	-	150.00	150.00	(850.00)	-85.00%		
Fines and Penalties-Service Income	40201140	273,000.00	79,750.00	729,620.00	1,749,500.00	-	2,558,870.00	-	2,558,870.00	2,558,870.00	2,285,870.00	837.32%		
Other Service Income	40201990	151,409,000.00	164,073,425.74	39,849,033.70	47,951,276.03	-	251,873,735.47	-	251,796,027.97	251,796,027.97	100,464,735.47	66.35%		
Business Income		38,493,000.00	14,755,447.06	5,260,378.11	6,694,808.45	-	26,710,633.62	-	26,735,683.42	26,735,683.42	(11,782,366.38)	-30.61%		
Rent/Lease Income	40202050	30,996,000.00	11,895,661.49	2,476,863.25	5,361,354.39	-	19,733,879.13	-	19,733,879.13	19,733,879.13	(11,262,120.87)	-36.33%		
Sales Revenue	40202160	5,043,000.00	1,909,931.25	1,413,911.25	1,091,043.75	-	4,414,886.25	-	4,442,388.75	4,442,388.75	(628,113.75)	-12.46%	Deposits includes prior year collection from BMB.	
Interest Income	40202210	-	205.82	2,233.72	974.06	-	3,413.60	-	960.90	960.90	3,413.60		Collection of interest income from Region 1 and 2 remitted to ADGB will be subsequently remitted to BTr.	
Other Business Income	40202990	2,454,000.00	949,648.50	1,367,369.89	241,436.25	-	2,558,454.64	-	2,558,454.64	2,558,454.64	104,454.64	4.26%		
Other Non Operating Income		-	38,352.22	1,163,928.75	15,749.22	-	1,218,030.19	-	1,218,030.19	1,218,030.19	1,218,030.19			
Miscellaneous Income	40609990	-	38,352.22	1,163,928.75	15,749.22	-	1,218,030.19	-	1,218,030.19	1,218,030.19	1,218,030.19			
A.2 Non-Revenue Collections/Other Receipts		-	10,620.00	159,913.11	(1,375.00)	-	169,158.11	-	169,158.11	169,158.11	169,158.11			
A.2.1 Cash Receipts		-	10,620.00	159,913.11	(1,375.00)	-	169,158.11	-	169,158.11	169,158.11	169,158.11			
Others		-	10,620.00	159,913.11	(1,375.00)	-	169,158.11	-	169,158.11	169,158.11	169,158.11			
Refund of cash advances		-	-	158,495.00	-	-	158,495.00	-	158,495.00	158,495.00	158,495.00			
Other Unearned Revenue	20502990	-	4,875.00	-	-	-	4,875.00	-	4,875.00	4,875.00	4,875.00			
Other Payables	29999990	-	1,625.00	1,375.00	(1,375.00)	-	1,625.00	-	1,625.00	1,625.00	1,625.00			
Other Deferred Credits	20501990	-	-	43.11	-	-	43.11	-	43.11	43.11	43.11			
Others		-	4,120.00	-	-	-	4,120.00	-	4,120.00	4,120.00	4,120.00			
TOTAL		202,639,000.00	188,480,381.02	57,690,826.36	65,450,676.26	-	311,621,883.64	-	311,626,152.39	311,626,152.39	108,982,883.64	53.78%		

Certified Correct:


DINA M. NILLOSAN
 Department Chief Accountant

Approved by:


IMELDA R. DELA CRUZ
 OIC Director, Financial and Management Service

QUARTERLY REPORT OF REVENUE AND OTHER RECEIPTS
As at the Quarter Ending September 30, 2023


Department : DEPARTMENT OF ENVIRONMENT AND NATURAL RESOURCES
 Agency : Office of the Secretary
 Operating Unit : ALL
 Organization Code : 10 001 01 00000
 Fund Cluster : 06 - Business Related Funds

CLASSIFICATION/SOURCES OF REVENUE AND OTHER RECEIPTS	UACS Code	REVENUE TARGET (Annual per BESF)	ACTUAL REVENUE AND OTHER RECEIPTS COLLECTIONS					Cumulative Remittance/ Deposits to Date			VARIANCE		REMARKS
			1st Quarter	2nd Quarter	3rd Quarter	4th Quarter	TOTAL	Remittance to BTR	Deposited with AGDB	TOTAL	Amount	%	
1	2	3	4	5	6	7	8=(4+5+6+7)	9	10	11=(9-10)	12=(8-3)	13=(12/3)	14
F. Business Related Funds (Fund Cluster 06)													
F.1 Revenue Collections		1,523,000.00	510,841.92	667,025.13	1,045,372.50	-	2,223,239.55	-	2,223,239.55	2,223,239.55	700,239.55	46%	
F.1.1 Cash Revenue		1,523,000.00	510,841.92	667,025.13	1,045,372.50	-	2,223,239.55	-	2,223,239.55	2,223,239.55	700,239.55	46%	
Non-Tax													
Business Income		1,523,000.00	510,841.92	667,025.13	1,045,372.50	-	2,223,239.55	-	2,223,239.55	2,223,239.55	700,239.55	46%	
Rent/Lease Income	40202050	-	-	-	247,762.00	-	247,762.00	-	247,762.00	247,762.00	247,762.00		*Includes rent income from canteen of Region 5
Income from Hostels/Dormitories and Other Like Facilities	40202130	1,523,000.00	510,841.92	667,025.13	797,610.50	-	1,975,477.55	-	1,975,477.55	1,975,477.55	452,477.55	30%	
F.2 Non-Revenue Collections/Other Receipts		-	-	-	1,512.00	-	1,512.00	-	1,512.00	1,512.00	1,512.00		
F.2.1 Cash Receipts		-	-	-	1,512.00	-	1,512.00	-	1,512.00	1,512.00	1,512.00		
Others		-	-	-	1,512.00	-	1,512.00	-	1,512.00	1,512.00	1,512.00		
Refund of overpayments		-	-	-	1,512.00	-	1,512.00	-	1,512.00	1,512.00	1,512.00		
TOTAL		1,523,000.00	510,841.92	667,025.13	1,046,884.50	-	2,224,751.55	-	2,224,751.55	2,224,751.55	701,751.55	46%	

Certified Correct:


DIÑA M. NILLOSAN
 Department Chief Accountant
 H M

Recommending Approval:


IMELDA R. DELA CRUZ
 OIC Director, Financial and Management Service

QUARTERLY REPORT OF REVENUE AND OTHER RECEIPTS
As at the Quarter Ending September 30, 2023

Department : DEPARTMENT OF ENVIRONMENT AND NATURAL RESOURCES
 Agency : Office of the Secretary
 Operating Unit : ALL
 Organization Code : 10 001 01 00000
 Fund Cluster : 07 - Trust Receipts

CLASSIFICATION/SOURCES OF REVENUE AND OTHER RECEIPTS	UACS Code	REVENUE TARGET (Annual per BESF)	ACTUAL REVENUE AND OTHER RECEIPTS COLLECTIONS					Cumulative Remittance/ Deposits to Date			VARIANCE		REMARKS
			1st Quarter	2nd Quarter	3rd Quarter	4th Quarter	TOTAL	Remittance to BTR	Deposited with AGDB	TOTAL	Amount	%	
1	2	3	4	5	6	7	8=(4+5+6+7)	9	10	11=(9-10)	12=(8-3)	13=(12/3)	14
G. Trust Receipts (Fund Cluster 07)													
G.1 Inter-Agency Transferred Funds (IATF) Deposited with the National		-	17,412,179.93	5,436,557.30	10,142,900.70	-	32,991,637.93	32,991,637.93	-	32,991,637.93	32,991,637.93		
Due to NGAs		-	17,412,179.93	5,429,557.30	10,142,900.70	-	32,984,637.93	32,984,637.93	-	32,984,637.93	32,984,637.93		
Due to GOCCs		-	-	7,000.00	-	-	7,000.00	7,000.00	-	7,000.00	7,000.00		
G.2 Other Trust Receipts Deposited with the National Treasury		-	2,368,482.14	12,689,861.83	11,269,831.73	-	26,328,175.70	26,118,270.96	201,652.95	26,319,923.91	26,328,175.70		
Performance Bond		-	430,226.00	9,048,204.76	348,564.95	-	9,826,995.71	9,826,995.71	-	9,826,995.71	9,826,995.71		
Bail Bonds		-	-	-	515,803.56	-	515,803.56	515,803.56	-	515,803.56	515,803.56		
Due from Officers and Employees		-	397.70	-	7,096.52	-	7,494.22	7,494.22	-	7,494.22	7,494.22		
Cash Bond		-	193,000.00	459,112.00	64,200.00	-	716,312.00	716,312.00	-	716,312.00	716,312.00		
INREMP disallowance		-	18,000.00	-	-	-	18,000.00	18,000.00	-	18,000.00	18,000.00		
Proceeds from sale of Bid Documents		-	94,000.00	151,000.00	75,000.00	-	320,000.00	334,969.51	-	334,969.51	320,000.00		
Advances to Special Disbursing Officer		-	-	-	2,303.21	-	2,303.21	2,303.21	-	2,303.21	2,303.21		
Guaranty/Security Deposits Payable		-	-	-	180,323.80	-	180,323.80	180,323.80	-	180,323.80	180,323.80		
Customers' Deposits Payable		-	-	63,250.00	8,349,449.71	-	8,412,699.71	8,412,699.71	-	8,412,699.71	8,412,699.71		
Trust Liabilities- Bid Documents		-	-	-	949,890.00	-	949,890.00	949,890.00	-	949,890.00	949,890.00		
Proceeds from Insurance		-	-	-	142,666.76	-	142,666.76	142,666.76	-	142,666.76	142,666.76		
Other Payables (Project HOPE)		-	1,469,548.44	2,746,550.79	(414,212.15)	-	3,801,887.08	3,577,012.83	201,652.95	3,778,665.78	3,801,887.08		Project HOPE collections deposited to AGDB and subsequently remitted to BTr. An amount of P23,221.30 was remitted to insurance companies (MRI)
Other Payables		-	-	120,200.00	789,745.37	-	909,945.37	909,945.37	-	909,945.37	909,945.37		
Other Trust Liabilities		-	163,310.00	101,544.28	259,000.00	-	523,854.28	523,854.28	-	523,854.28	523,854.28		
G.3 Trust Receipts Deposited with Authorized Government Depository Banks		-	3,637,516.51	1,392,643.99	18,389,038.06	-	23,419,198.56	-	23,117,268.56	23,117,268.56	23,419,198.56		
Proceeds from sale of bid documents		-	81,000.00	100,000.00	275,000.00	-	456,000.00	-	456,000.00	456,000.00	456,000.00		
Due to Bureaus		-	2,465,880.00	-	1,100,290.00	-	3,566,170.00	-	3,566,170.00	3,566,170.00	3,566,170.00		
Due to Officers and Employees		-	10,000.00	-	-	-	10,000.00	-	10,000.00	10,000.00	10,000.00		
Registration Fees		-	597,922.31	958,103.69	962,100.00	-	2,518,126.00	-	2,216,326.00	2,216,326.00	2,518,126.00		
Inspection/Inventory Fees		-	5,120.00	10,400.00	724,474.45	-	739,994.45	-	739,994.45	739,994.45	739,994.45		
Plantation Establishment		-	156,638.20	-	(38,849.20)	-	117,789.00	-	117,789.00	117,789.00	117,789.00		
Other Payables (Miscellaneous)		-	-	-	35,700.00	-	35,700.00	-	35,700.00	35,700.00	35,700.00		
Reproduction Survey Plan Trust/LCCA		-	279,156.00	198,760.00	228,050.00	-	705,966.00	-	705,836.00	705,836.00	705,966.00		
Performance Bond/Other Payables (Hostel)		-	-	-	269,189.27	-	269,189.27	-	269,189.27	269,189.27	269,189.27		
Training Fund		-	-	67,000.00	641,250.00	-	708,250.00	-	708,250.00	708,250.00	708,250.00		
Other Payables (Seminar/Training)		-	41,800.00	58,380.30	207,430.30	-	307,610.60	-	307,610.60	307,610.60	307,610.60		
Due to Central Office		-	-	-	25,750.00	-	25,750.00	-	25,750.00	25,750.00	25,750.00		
Other Payables		-	-	-	1,719,000.00	-	1,719,000.00	-	1,719,000.00	1,719,000.00	1,719,000.00		
Due to NGAs		-	-	-	10,614,468.16	-	10,614,468.16	-	10,614,468.16	10,614,468.16	10,614,468.16		
Due from LGUs		-	-	-	250,000.00	-	250,000.00	-	250,000.00	250,000.00	250,000.00		
Performance Security		-	-	-	157,931.99	-	157,931.99	-	157,931.99	157,931.99	157,931.99		
Interest on NG Deposits		-	-	-	114.98	-	114.98	-	114.98	114.98	114.98		
Due to LGUs		-	-	-	759,200.00	-	759,200.00	-	759,200.00	759,200.00	759,200.00		
Survey Deposit		-	-	-	35,500.00	-	35,500.00	-	35,500.00	35,500.00	35,500.00		
Other Receivables		-	-	-	1,288.00	-	1,288.00	-	1,288.00	1,288.00	1,288.00		
Cash Bond		-	-	-	21,000.00	-	21,000.00	-	21,000.00	21,000.00	21,000.00		
Inter-Agency Claims (GSIS earthquake Claim)		-	-	-	281,150.11	-	281,150.11	-	281,150.11	281,150.11	281,150.11		
Warranty Security		-	-	-	19,000.00	-	19,000.00	-	19,000.00	19,000.00	19,000.00		
Third Party Property Damage (Insurance Claim from GSIS)		-	-	-	100,000.00	-	100,000.00	-	100,000.00	100,000.00	100,000.00		
TOTAL		-	23,418,178.58	19,519,063.12	39,801,770.49	-	82,739,012.19	59,109,908.89	23,318,921.51	82,428,830.40	82,739,012.19		

Certified Correct:


DIÑA M. NILLOSAN
Department Chief Accountant

g m

Recommending Approval:


IMELDA R. DELA CRUZ
OIC Director, Financial and Management Service