

MONTHLY REPORT OF DISBURSEMENTS
For the month of December 2023

Department: Department of Environment and Natural Resources (DENR)
 Agency: Office of the Secretary
 Operating Unit: ALL
 Organization Code 10 001 0100000
 Fund Cluster: 01 - Regular Agency Fund

Particulars	Current Year Budget					Prior Year's Budget										SUB-TOTAL	Trust Liabilities				Grand Total					Remarks	
	PS	MOOE	FinEx	CO	TOTAL	Prior Year's Accounts Payable					Current Year's Accounts Payable						TOTAL	PS	MOOE	CO	TOTAL	PS	MOOE	FinEx	CO		TOTAL
						PS	MOOE	FinEx	CO	Sub-Total	PS	MOOE	FinEx	CO	Sub-Total												

Certified Correct:


 DIÑA M. MILOSAN
 Agency Chief Accountant
 Date: 

Approved by:


 IMELDA R. DELA CRUZ
 OIC Director, Financial and Management Service
 Date:

MONTHLY REPORT OF DISBURSEMENTS
For the month of December 2023

Department: Department of Environment and Natural Resources (DENR)
 Agency: Office of the Secretary
 Operating Unit: ALL
 Organization Code: 10 001 0100000
 Fund Cluster: 02 - Foreign Assisted Projects Fund (GOP)

Particulars	Current Year Budget					Prior Year's Budget											SUB-TOTAL	Trust Liabilities				Grand Total					Remarks	
	PS	MOOE	FinEx	CO	TOTAL	Prior Year's Accounts Payable					Current Year's Accounts Payable					TOTAL		PS	MOOE	CO	TOTAL	PS	MOOE	FinEx	CO	TOTAL		
						PS	MOOE	FinEx	CO	Sub-Total	PS	MOOE	FinEx	CO	Sub-Total													
1	2	3	4	5	6=(2+3+4+5)	7	8	9	10	11=(7+8+9+10)	12	13	14	15	16=(12+13+14+15)	17=(11+16)	18=(6+17)	19	20	21	22=(19+20+21)	23	24	25	26	27=(23+24+25+26)	28	
CASH DISBURSEMENTS	-	7,621,039.71	-	360,288.85	7,981,328.56	-	1,720,964.11	-	1,649,325.66	3,370,289.77	-	800,575.37	-	167,765.09	968,340.46	4,338,630.23	12,319,958.79	-	-	-	-	-	-	10,142,579.19	-	2,177,379.60	12,319,958.79	
Notice of Cash Allocation (NCA)	-	-	-	-	-	-	-	-	-	-	-	-	-	-	-	-	-	-	-	-	-	-	-	-	-	-	-	
MDS Checks issued	-	-	-	-	-	-	-	-	-	-	-	-	-	-	-	-	-	-	-	-	-	-	-	-	-	-	-	
Advice to Debit Account	-	-	-	-	-	-	-	-	-	-	-	-	-	-	-	-	-	-	-	-	-	-	-	-	-	-	-	
Notice of Transfer Allocations (NTA)	-	7,621,039.71	-	360,288.85	7,981,328.56	-	1,720,964.11	-	1,649,325.66	3,370,289.77	-	800,575.37	-	167,765.09	968,340.46	4,338,630.23	12,319,958.79	-	-	-	-	-	-	10,142,579.19	-	2,177,379.60	12,319,958.79	
MDS Checks Issued	-	2,216,900.32	-	335,276.85	2,552,177.17	-	1,554,528.12	-	616,971.72	2,171,499.84	-	108,437.61	-	167,765.09	276,202.70	2,447,702.54	4,999,879.71	-	-	-	-	-	-	3,879,866.05	-	1,120,013.66	4,999,879.71	
Advice to Debit Account	-	5,404,139.39	-	25,012.00	5,429,151.39	-	168,435.99	-	1,032,353.94	1,198,789.63	-	692,137.76	-	-	692,137.76	1,890,927.69	7,320,079.08	-	-	-	-	-	-	6,262,713.14	-	1,057,365.94	7,320,079.08	
Working Fund for FAPs	-	-	-	-	-	-	-	-	-	-	-	-	-	-	-	-	-	-	-	-	-	-	-	-	-	-	-	
Cash Disbursement Ceiling (CDC)	-	-	-	-	-	-	-	-	-	-	-	-	-	-	-	-	-	-	-	-	-	-	-	-	-	-	-	
TOTAL CASH DISBURSEMENTS	-	7,621,039.71	-	360,288.85	7,981,328.56	-	1,720,964.11	-	1,649,325.66	3,370,289.77	-	800,575.37	-	167,765.09	968,340.46	4,338,630.23	12,319,958.79	-	-	-	-	-	-	10,142,579.19	-	2,177,379.60	12,319,958.79	
NON-CASH DISBURSEMENTS	-	1,332,542.20	-	-	1,332,542.20	-	25,287.52	-	131,723.12	157,010.64	-	-	-	27,116.81	27,116.81	184,127.45	1,516,669.65	-	-	-	-	-	-	1,357,829.72	-	158,839.93	1,516,669.65	
Tax Remittance Advices Issued (TRA)	-	1,332,542.20	-	-	1,332,542.20	-	25,287.52	-	131,723.12	157,010.64	-	-	-	27,116.81	27,116.81	184,127.45	1,516,669.65	-	-	-	-	-	-	1,357,829.72	-	158,839.93	1,516,669.65	
Non-Cash Availment Authority (NCAA)	-	-	-	-	-	-	-	-	-	-	-	-	-	-	-	-	-	-	-	-	-	-	-	-	-	-	-	
Disbursements effected through outright deduction	-	-	-	-	-	-	-	-	-	-	-	-	-	-	-	-	-	-	-	-	-	-	-	-	-	-	-	
Overpayment of expenses(e.g. personnel benef	-	-	-	-	-	-	-	-	-	-	-	-	-	-	-	-	-	-	-	-	-	-	-	-	-	-	-	
Restitution for loss of government property	-	-	-	-	-	-	-	-	-	-	-	-	-	-	-	-	-	-	-	-	-	-	-	-	-	-	-	
Liquidated damages and similar claims	-	-	-	-	-	-	-	-	-	-	-	-	-	-	-	-	-	-	-	-	-	-	-	-	-	-	-	
Others(TEF BTr-Documentary Stamp Tax etc.)	-	-	-	-	-	-	-	-	-	-	-	-	-	-	-	-	-	-	-	-	-	-	-	-	-	-	-	
TOTAL NON-CASH DISBURSEMENTS	-	1,332,542.20	-	-	1,332,542.20	-	25,287.52	-	131,723.12	157,010.64	-	-	-	27,116.81	27,116.81	184,127.45	1,516,669.65	-	-	-	-	-	-	1,357,829.72	-	158,839.93	1,516,669.65	
GRAND TOTAL	-	8,953,581.91	-	360,288.85	9,313,870.76	-	1,746,251.63	-	1,781,048.78	3,527,300.41	-	800,575.37	-	194,881.90	995,457.27	4,522,757.68	13,836,628.44	-	-	-	-	-	-	11,500,408.91	-	2,336,219.53	13,836,628.44	


SUMMARY	Particulars	Previous Report	This Month	As at Date
(1)	(2)	(3)	(4)	(5)
Total Disbursement Authorities Received	153,102,043.17	27,523,173.65	180,625,216.82	
NCA	60,759,322.00	13,003,253.00	73,762,575.00	
NTA	60,348,766.71	13,003,251.00	73,352,019.71	
Working Fund	-	-	-	
TRA	31,993,952.46	1,518,669.65	33,510,622.11	
CDC	-	-	-	
NCAA	-	-	-	
Less: Notice of Transfer of Allocations (NTA)* Issued	60,831,312.71	13,003,251.00	73,835,063.71	
Total Disbursement Authorities Available	92,270,730.46	14,519,922.65	106,790,153.11	
Less:				
Lapsed NCA	2,656,577.92	718,810.22	3,375,388.14	
Disbursements	89,555,057.16	13,836,628.44	103,391,685.60	
Less: Other Non-Cash Disbursements	-	-	-	
Disbursements effected through outright deductions from claims	-	-	-	
*** Overpayment of expenses(e.g. personnel benefits)	-	-	-	
Restitution for loss of government property	-	-	-	
Liquidated damages and similar claims	-	-	-	
Others (e.g. TEF BTr Docs Stamp etc.)	-	-	-	
Add/Less: Adjustments (e.g. cancelled/staled checks)	(23,079.37)	-	(23,079.37)	
Balance of Disbursement Authorities as at date	35,516.01	(35,516.01)	0.00	
Total Disbursements Program	92,247,151.09	14,519,922.65	106,767,073.74	
Less: **Actual Disbursements	89,555,057.16	13,836,628.44	103,391,685.60	
(Over)/Under spending	2,692,093.93	683,294.21	3,375,388.14	

Notes: * The use of NTA is discouraged
 ** Amounts should tally with the grand total disbursement (column 27).

Certified Correct:


DIÑA M. MILLOSAN
 Agency Chief Accountant
 Date: P H

Approved by:


IMEIDA R. DELA CRUZ
 OIC Director, Financial and Management Service
 Date:

MONTHLY REPORT OF DISBURSEMENTS
For the month of December 2023

Department: Department of Environment and Natural Resources (DENR)
Agency: Office of the Secretary
Operating Unit: ALL
Organization Code: 10 001 0100000
Fund Cluster: 02 - Foreign Assisted Projects Fund (LP)

Particulars	Current Year Budget					Prior Year's Budget										SUB-TOTAL	Trust Liabilities				Grand Total					Remarks			
	PS	MOOE	FinEx	CO	TOTAL	Prior Year's Accounts Payable					Current Year's Accounts Payable						TOTAL	PS	MOOE	CO	TOTAL	PS	MOOE	FinEx	CO		TOTAL		
						PS	MOOE	FinEx	CO	Sub-Total	PS	MOOE	FinEx	CO	Sub-Total														
1	2	3	4	5	6=(2+3+4+5)	7	8	9	10	11=(7+8+9+10)	12	13	14	15	16=(12+13+14+15)	17=(11+16)	18=(6+17)	19	20	21	22=(19+20+21)	23	24	25	26	27=(23+24+25+26)	28		
CASH DISBURSEMENTS	-	645,234.97	-	1,729,704.63	2,374,939.60	-	177,068.91	-	54,487,388.34	54,664,457.25	-	-	-	2,396,112.37	2,396,112.37	57,060,569.62	59,435,509.22	-	-	-	-	-	-	-	822,303.88	-	58,613,205.34	59,435,509.22	-
Notice of Cash Allocation (NCA)	-	-	-	-	-	-	-	-	-	-	-	-	-	-	-	-	-	-	-	-	-	-	-	-	-	-	-	-	-
MDS Checks Issued	-	-	-	-	-	-	-	-	-	-	-	-	-	-	-	-	-	-	-	-	-	-	-	-	-	-	-	-	-
Advice to Debit Account	-	-	-	-	-	-	-	-	-	-	-	-	-	-	-	-	-	-	-	-	-	-	-	-	-	-	-	-	-
Notice of Transfer Allocations (NTA)	-	-	-	-	-	-	-	-	-	-	-	-	-	-	-	-	-	-	-	-	-	-	-	-	-	-	-	-	-
MDS Checks Issued	-	-	-	-	-	-	-	-	-	-	-	-	-	-	-	-	-	-	-	-	-	-	-	-	-	-	-	-	-
Advice to Debit Account	-	-	-	-	-	-	-	-	-	-	-	-	-	-	-	-	-	-	-	-	-	-	-	-	-	-	-	-	-
Working Fund for FAPs	-	645,234.97	-	1,729,704.63	2,374,939.60	-	177,068.91	-	54,487,388.34	54,664,457.25	-	-	-	2,396,112.37	2,396,112.37	57,060,569.62	59,435,509.22	-	-	-	-	-	-	-	822,303.88	-	58,613,205.34	59,435,509.22	-
Cash Disbursement Ceiling (CDC)	-	-	-	-	-	-	-	-	-	-	-	-	-	-	-	-	-	-	-	-	-	-	-	-	-	-	-	-	-
TOTAL CASH DISBURSEMENTS	-	645,234.97	-	1,729,704.63	2,374,939.60	-	177,068.91	-	54,487,388.34	54,664,457.25	-	-	-	2,396,112.37	2,396,112.37	57,060,569.62	59,435,509.22	-	-	-	-	-	-	-	822,303.88	-	58,613,205.34	59,435,509.22	-
NON-CASH DISBURSEMENTS	-	-	-	-	-	-	-	-	-	-	-	-	-	-	-	-	-	-	-	-	-	-	-	-	-	-	-	-	-
Tax Remittance Advices Issued (TRA)	-	-	-	-	-	-	-	-	-	-	-	-	-	-	-	-	-	-	-	-	-	-	-	-	-	-	-	-	-
Non-Cash Availment Authority (NCAA)	-	-	-	-	-	-	-	-	-	-	-	-	-	-	-	-	-	-	-	-	-	-	-	-	-	-	-	-	-
Disbursements effected through outright deduction	-	-	-	-	-	-	-	-	-	-	-	-	-	-	-	-	-	-	-	-	-	-	-	-	-	-	-	-	-
Overpayment of expenses(e.g. personnel benefit)	-	-	-	-	-	-	-	-	-	-	-	-	-	-	-	-	-	-	-	-	-	-	-	-	-	-	-	-	-
Restitution for loss of government property	-	-	-	-	-	-	-	-	-	-	-	-	-	-	-	-	-	-	-	-	-	-	-	-	-	-	-	-	-
Liquidated damages and similar claims	-	-	-	-	-	-	-	-	-	-	-	-	-	-	-	-	-	-	-	-	-	-	-	-	-	-	-	-	-
Others(TEF BTr-Documentary Stamp Tax etc.)	-	-	-	-	-	-	-	-	-	-	-	-	-	-	-	-	-	-	-	-	-	-	-	-	-	-	-	-	-
TOTAL NON-CASH DISBURSEMENTS	-	-	-	-	-	-	-	-	-	-	-	-	-	-	-	-	-	-	-	-	-	-	-	-	-	-	-	-	-
GRAND TOTAL	-	645,234.97	-	1,729,704.63	2,374,939.60	-	177,068.91	-	54,487,388.34	54,664,457.25	-	-	-	2,396,112.37	2,396,112.37	57,060,569.62	59,435,509.22	-	-	-	-	-	-	-	822,303.88	-	58,613,205.34	59,435,509.22	-

SUMMARY

Particulars	Previous Report	This Month	As at Date
(1)	(2)	(3)	(4)
Total Disbursement Authorities Received	614,877,006.23	297,431,305.15	912,308,311.38
NCA	-	-	-
NTA	307,982,619.93	83,226,465.00	391,209,084.93
Working Fund	306,894,386.30	214,204,840.15	521,099,226.45
TRA	-	-	-
CDC	-	-	-
NCAA	-	-	-
Less: Notice of Transfer of Allocations (NTA)* issued	283,822,326.00	76,610,000.00	370,432,326.00
Total Disbursement Authorities Available	321,054,680.23	220,821,305.15	541,875,985.38
Less:	-	-	-
Lapsed NCA	-	-	-
Disbursements	303,870,938.22	59,435,509.22	363,306,447.44
Less: Other Non-Cash Disbursements	-	-	-
Disbursements effected through outright deductions from claims	-	-	-
*** Overpayment of expenses(e.g. personnel benefits)	-	-	-
Restitution for loss of government property	-	-	-
Liquidated damages and similar claims	-	-	-
Others (e.g. TEF BTr Docs Stamp etc.)	9,236,358.37	-	9,236,358.37
Add/Less: Adjustments (e.g. cancelled/staled checks)	51,476.85	82,343.44	133,820.29
Balance of Disbursement Authorities as at date	7,947,755.29	161,468,139.37	169,415,894.66
Total Disbursements Program	321,080,604.48	220,903,648.59	541,984,253.07
Less: **Actual Disbursements	313,132,849.19	59,435,509.22	372,568,358.41
(Over)/Under spending	7,947,755.29	161,468,139.37	169,415,894.66

Notes: * The use of NTA is discouraged
** Amounts should tally with the grand total disbursement (column 27).

Certified Correct:


DIÑA M. MILLOSAN
Agency Chief Accountant
Date: 14

Approved by:


IMELDA R. DELA CRUZ
OIC Director, Financial and Management Service
Date:

MONTHLY REPORT OF DISBURSEMENTS
For the month of December 2023

Department: Department of Environment and Natural Resources (DENR)
Agency: Office of the Secretary
Operating Unit: ALL
Organization Code: 10 001 0100000
Fund Cluster: 03 - Special Account - Locally Funded

Particulars	Current Year Budget					Prior Year's Budget											SUB-TOTAL	Trust Liabilities				Grand Total					Remarks		
	PS	MOOE	FinEx	CO	TOTAL	Prior Year's Accounts Payable					Current Year's Accounts Payable					TOTAL		PS	MOOE	CO	TOTAL	PS	MOOE	FinEx	CO	TOTAL			
						PS	MOOE	FinEx	CO	Sub-Total	PS	MOOE	FinEx	CO	Sub-Total														
1	2	3	4	5	6=(2+3+4+5)	7	8	9	10	11=(7+8+9+10)	12	13	14	15	16=(12+13+14+15)	17=(11+16)	18=[6+17]	19	20	21	22=(19+20+21)	23	24	25	26	27=(23+24+25+26)	28		
CASH DISBURSEMENTS		2,970,634.90		3,407,801.72	6,378,436.62												6,378,436.62									2,970,634.90		3,407,801.72	6,378,436.62
Notice of Cash Allocation (NCA)		2,970,634.90		3,407,801.72	6,378,436.62												6,378,436.62									2,970,634.90		3,407,801.72	6,378,436.62
MDS Checks Issued		37,704.08		32,890.60	70,594.68												70,594.68									37,704.08		32,890.60	70,594.68
Advice to Debit Account		2,932,930.62		3,374,911.12	6,307,841.94												6,307,841.94									2,932,930.62		3,374,911.12	6,307,841.94
Notice of Transfer Allocations (NTA)																													
MDS Checks Issued																													
Advice to Debit Account																													
Working Fund for FAPs																													
Cash Disbursement Ceiling (CDC)																													
TOTAL CASH DISBURSEMENTS		2,970,634.90		3,407,801.72	6,378,436.62												6,378,436.62									2,970,634.90		3,407,801.72	6,378,436.62
NON-CASH DISBURSEMENTS		31,993.23		210,245.38	242,238.61												242,238.61									31,993.23		210,245.38	242,238.61
Tax Remittance Advices Issued (TRA)		31,993.23		210,245.38	242,238.61												242,238.61									31,993.23		210,245.38	242,238.61
Non-Cash Availment Authority (NCAA)																													
Disbursements effected through outright deductions from																													
Overpayment of expenses(e.g. personnel benefits)																													
Restitution for loss of government property																													
Liquidated damages and similar claims																													
Others(TEF BTr-Documentary Stamp Tax etc.)																													
TOTAL NON-CASH DISBURSEMENTS		31,993.23		210,245.38	242,238.61												242,238.61									31,993.23		210,245.38	242,238.61
GRAND TOTAL		3,002,628.13		3,618,047.10	6,620,675.23												6,620,675.23									3,002,628.13		3,618,047.10	6,620,675.23


Particulars	Previous Report	This Month	As at Date
(1)	(2)	(3)	(4)
Total Disbursement Authorities Received	29,512,127.68	317,288.61	29,829,416.29
NCA	28,665,324.00	75,050.00	28,740,374.00
NTA	-	-	-
Working Fund	-	-	-
TRA	846,803.68	242,238.61	1,089,042.29
CDC	-	-	-
NCAA	-	-	-
Less: Notice of Transfer of Allocations (NTA)* issued	-	-	-
Total Disbursement Authorities Available	29,512,127.68	317,288.61	29,829,416.29
Less:			
Lapsed NCA	4,805,455.04	3,018,528.56	7,823,983.60
Disbursements	15,384,757.46	6,620,675.23	22,005,432.69
Less: Other Non-Cash Disbursements			
Disbursements effected through outright deductions from claims			
Overpayment of expenses(e.g. personnel benefits)			
Restitution for loss of government property			
Liquidated damages and similar claims			
Others (e.g. TEF BTr Docs Stamp etc.)			
Add/Less: Adjustments (e.g. cancelled/stated checks)			
Balance of Disbursement Authorities as at date***	9,321,915.18	(9,321,915.18)	-
Total Disbursements Program	29,512,127.68	317,288.61	29,829,416.29
Less: **Actual Disbursements	15,384,757.46	6,620,675.23	22,005,432.69
(Over)/Under spending	14,127,370.22	(6,303,386.62)	7,823,983.60

Notes: * The use of NTA is discouraged
** Amounts should tally with the grand total disbursement (column 27).

Certified Correct:


DIÑA M. NILLOSAN
Agency Chief Accountant
Date: 12 H

Approved by:


IMELDA R. DELA CRUZ
OIC Director, Financial and Management Service
Date:

MONTHLY REPORT OF DISBURSEMENTS
For the month of December 2023

Department: Department of Environment and Natural Resources (DENR)
Agency: Office of the Secretary
Operating Unit: ALL
Organization Code: 10 001 0100000
Fund Cluster: 04 - Special Account - Foreign Assisted/Grant


Particulars	Current Year Budget					Prior Year's Budget											SUB-TOTAL	Trust Liabilities				Grand Total					Remarks	
	PS	MOOE	FinEx	CO	TOTAL	Prior Year's Accounts Payable					Current Year's Accounts Payable							TOTAL	PS	MOOE	CO	TOTAL	PS	MOOE	FinEx	CO		TOTAL
						PS	MOOE	FinEx	CO	Sub-Total	PS	MOOE	FinEx	CO	Sub-Total	PS												
1	2	3	4	5	6=(2+3+4+5)	7	8	9	10	11=(7+8+9+10)	12	13	14	15	16=(12+13+14+15)	17=(11+16)	18=(6+17)	19	20	21	22=(19+20+21)	23	24	25	26	27=(23+24+25+26)	28	
CASH DISBURSEMENTS																												
Notice of Cash Allocation (NCA)																												
MDS Checks Issued																												
Advice to Debit Account																												
Notice of Transfer Allocations (NTA)																												
MDS Checks Issued																												
Advice to Debit Account																												
Working Fund for FAPs																												
Cash Disbursement Ceiling (CDC)																												
TOTAL CASH DISBURSEMENTS																												
NON-CASH DISBURSEMENTS																												
Tax Remittance Advices Issued (TRA)																												
Non-Cash Availment Authority (NCAA)																												
Disbursements effected through outright deductions from																												
Overpayment of expenses(e.g. personnel benefits)																												
Restitution for loss of government property																												
Liquidated damages and similar claims																												
Others(TEF BTr-Documentary Stamp Tax etc.)																												
TOTAL NON-CASH DISBURSEMENTS																												
GRAND TOTAL																												

Particulars	Previous Report (2)	This Month (3)	As at Date (4)
Total Disbursement Authorities Received	85,208,309.88	-	85,208,309.88
NCA	-	-	-
NTA	-	-	-
Working Fund	85,208,309.88	-	85,208,309.88
TRA	-	-	-
CDC	-	-	-
NCAA	-	-	-
Less: Notice of Transfer of Allocations (NTA)* issued	49,233,120.01	-	49,233,120.01
Total Disbursement Authorities Available	35,975,189.87	-	35,975,189.87
Less:			
Lapsed NCA	-	-	-
Disbursements	-	-	-
Less: Other Non-Cash Disbursements	-	-	-
Disbursements effected through outright deductions from claims	-	-	-
*** Overpayment of expenses(e.g. personnel benefits)	-	-	-
Restitution for loss of government property	-	-	-
Liquidated damages and similar claims	-	-	-
Others (e.g. TEF BTr Docs Stamp etc.)	-	-	-
***Add/Less: Adjustments (e.g. cancelled/staled checks)	5,975,189.87	-	5,975,189.87
Balance of Disbursement Authorities as at date	10,000.00	-	10,000.00
Total Disbursements Program	5,985,189.87	-	5,985,189.87
Less: **Actual Disbursements	5,975,189.87	-	5,975,189.87
(Over)/Under spending	10,000.00	-	10,000.00

Notes: * The use of NTA is discouraged
** Amounts should tally with the grand total disbursement (column 27).
***Returned to UNDP as per memo request by FASPS dated 10 October 2023 for the remittance of unliquidated cash advance.

Certified Correct:

DIÑA M. NILLOSAN
Agency Chief Accountant
Date: 4

Approved by:

IMELDA R. DELA CRUZ
OIC Director, Financial and Management Service
Date:

MONTHLY REPORT OF DISBURSEMENTS
For the month of December 2023

Department: Department of Environment and Natural Resources (DENR)
Agency: Office of the Secretary
Operating Unit: ALL
Organization Code: 10 001 0100000
Fund Cluster: 07 - Trust Fund

Particulars	Current Year Budget					Prior Year's Budget											SUB-TOTAL	Trust Liabilities				Grand Total					Remarks	
	PS	MOOE	FinEx	CO	TOTAL	Prior Year's Accounts Payable					Current Year's Accounts Payable					TOTAL		PS	MOOE	CO	TOTAL	PS	MOOE	FinEx	CO	TOTAL		
						PS	MOOE	FinEx	CO	Sub-Total	PS	MOOE	FinEx	CO	Sub-Total													
1	2	3	4	5	6=(2+3+4+5)	7	8	9	10	11=(7+8+9+10)	12	13	14	15	16=(12+13+14+15)	17=(11+16)	18=(6+17)	19	20	21	22=(19+20+21)	23	24	25	26	27=(23+24+25+26)	28	
CASH DISBURSEMENTS	-	30,000.00	-	-	30,000.00	-	-	-	-	-	-	-	-	-	-	-	30,000.00	-	1,143,140.45	-	1,143,140.45	-	1,173,140.45	-	-	-	1,173,140.45	
Notice of Cash Allocation (NCA)	-	30,000.00	-	-	30,000.00	-	-	-	-	-	-	-	-	-	-	-	30,000.00	-	1,143,140.45	-	1,143,140.45	-	1,173,140.45	-	-	-	1,173,140.45	
MDS Checks Issued	-	-	-	-	-	-	-	-	-	-	-	-	-	-	-	-	-	-	25,333.44	-	25,333.44	-	25,333.44	-	-	-	25,333.44	
Advice to Debit Account	-	30,000.00	-	-	30,000.00	-	-	-	-	-	-	-	-	-	-	-	30,000.00	-	1,117,807.01	-	1,117,807.01	-	1,147,807.01	-	-	-	1,147,807.01	
Notice of Transfer Allocations (NTA)	-	-	-	-	-	-	-	-	-	-	-	-	-	-	-	-	-	-	-	-	-	-	-	-	-	-	-	
MDS Checks Issued	-	-	-	-	-	-	-	-	-	-	-	-	-	-	-	-	-	-	-	-	-	-	-	-	-	-	-	
Advice to Debit Account	-	-	-	-	-	-	-	-	-	-	-	-	-	-	-	-	-	-	-	-	-	-	-	-	-	-	-	
Working Fund for FAPs	-	-	-	-	-	-	-	-	-	-	-	-	-	-	-	-	-	-	-	-	-	-	-	-	-	-	-	
Cash Disbursement Ceiling (CDC)	-	-	-	-	-	-	-	-	-	-	-	-	-	-	-	-	-	-	-	-	-	-	-	-	-	-	-	
TOTAL CASH DISBURSEMENTS	-	30,000.00	-	-	30,000.00	-	-	-	-	-	-	-	-	-	-	-	30,000.00	-	1,143,140.45	-	1,143,140.45	-	1,173,140.45	-	-	-	1,173,140.45	
NON-CASH DISBURSEMENTS	-	-	-	-	-	-	-	-	-	-	-	-	-	-	-	-	-	-	50,590.52	-	50,590.52	-	50,590.52	-	-	-	50,590.52	
Tax Remittance Advices Issued (TRA)	-	-	-	-	-	-	-	-	-	-	-	-	-	-	-	-	-	-	50,590.52	-	50,590.52	-	50,590.52	-	-	-	50,590.52	
Non-Cash Availment Authority (NCAA)	-	-	-	-	-	-	-	-	-	-	-	-	-	-	-	-	-	-	-	-	-	-	-	-	-	-	-	
Disbursements effected through outright deductions from	-	-	-	-	-	-	-	-	-	-	-	-	-	-	-	-	-	-	-	-	-	-	-	-	-	-	-	
Overpayment of expenses(e.g. personnel benefits)	-	-	-	-	-	-	-	-	-	-	-	-	-	-	-	-	-	-	-	-	-	-	-	-	-	-	-	
Restitution for loss of government property	-	-	-	-	-	-	-	-	-	-	-	-	-	-	-	-	-	-	-	-	-	-	-	-	-	-	-	
Liquidated damages and similar claims	-	-	-	-	-	-	-	-	-	-	-	-	-	-	-	-	-	-	-	-	-	-	-	-	-	-	-	
Others(TEF BTR-Documentary Stamp Tax etc.)	-	-	-	-	-	-	-	-	-	-	-	-	-	-	-	-	-	-	-	-	-	-	-	-	-	-	-	
TOTAL NON-CASH DISBURSEMENTS	-	-	-	-	-	-	-	-	-	-	-	-	-	-	-	-	-	-	50,590.52	-	50,590.52	-	50,590.52	-	-	-	50,590.52	
GRAND TOTAL	-	30,000.00	-	-	30,000.00	-	-	-	-	-	-	-	-	-	-	-	30,000.00	-	1,193,730.97	-	1,193,730.97	-	1,223,730.97	-	-	-	1,223,730.97	

SUMMARY	Particulars	Previous Report	This Month	As at Date
(1)	(2)	(3)	(4)	(5)
Total Disbursement Authorities Received		21,172,899.53	3,871,693.52	25,044,593.05
NCA		20,507,870.00	3,821,103.00	24,328,973.00
NTA		-	-	-
Working Fund		-	-	-
TRA		665,029.53	50,590.52	715,620.05
CDC		-	-	-
NCAA		-	-	-
Less: Notice of Transfer of Allocations (NTA)* issued		760,000.00	-	760,000.00
Total Disbursement Authorities Available		20,412,899.53	3,871,693.52	24,284,593.05
Less:				
Lapsed NCA		1.19	4,596,690.82	4,596,692.01
Disbursements		18,464,170.07	1,223,730.97	19,687,901.04
Less: Other Non-Cash Disbursements		-	-	-
Disbursements effected through outright deductions from claims		-	-	-
*** Overpayment of expenses(e.g. personnel benefits)		-	-	-
Restitution for loss of government property		-	-	-
Liquidated damages and similar claims		-	-	-
Others (e.g. TEF BTR Docs Stamp etc.)		-	-	-
Add/Less: Adjustments (e.g. cancelled/staled checks)		-	-	-
Balance of Disbursement Authorities as at date		1,948,728.27	(1,948,728.27)	-
Total Disbursements Program		20,412,899.53	3,871,693.52	24,284,593.05
Less: **Actual Disbursements		18,464,170.07	1,223,730.97	19,687,901.04
(Over)/Under spending		1,948,728.46	2,647,962.55	4,596,692.01

Notes: * The use of NTA is discouraged
** Amounts should tally with the grand total disbursement (column 27).

Certified Correct:


DIÑA M. NILLOSAN
Agency Chief Accountant
Date:
A

Approved by:


IMELDA R. DELA CRUZ
OIC Director, Financial and Management Service
Date: