



MONTHLY REPORT OF DISBURSEMENTS
For the month of October 2023


Department: Department of Environment and Natural Resources (DENR)
Agency: Office of the Secretary
Operating Unit: ALL
Organization Code: 10 001 010000
Fund Cluster: 01 - Regular Agency Fund

Particulars	Current Year Budget					Prior Year's Budget											SUB-TOTAL	Trust Liabilities				Grand Total					Remarks
	PS	MOOE	FinEx	CO	TOTAL	Prior Year's Accounts Payable					Current Year's Accounts Payable					TOTAL		PS	MOOE	CO	TOTAL	PS	MOOE	FinEx	CO	TOTAL	
						PS	MOOE	FinEx	CO	Sub-Total	PS	MOOE	FinEx	CO	Sub-Total												
1	2	3	4	5	6=(2+3+4+5)	7	8	9	10	11=(7+8+9+10)	12	13	14	15	16=(12+13+14+15)	17=(11+16)	18=(6+17)	19	20	21	22=(19+20+21)	23	24	25	26	27=(23+24+25+26)	28
CASH DISBURSEMENTS	484,533,321.16	444,646,630.16	-	104,982,765.09	1,034,162,716.41	231,598.64	6,154,222.30	-	5,628,839.81	12,014,660.75	500.00	4,919,647.91	-	172,759.18	5,092,907.09	17,107,567.84	1,051,270,284.25	-	-	-	-	484,765,419.80	455,720,500.37	-	110,784,364.08	1,051,270,284.25	
Notice of Cash Allocation (NCA)	484,500,276.16	443,403,012.01	-	104,982,765.09	1,032,886,053.26	231,598.64	6,154,222.30	-	5,628,839.81	12,014,660.75	500.00	4,221,247.82	-	172,759.18	4,394,507.00	16,409,167.75	1,049,295,221.01	-	-	-	-	484,732,374.80	453,778,482.13	-	110,784,364.08	1,049,295,221.01	
MDS Checks Issued	80,370,307.44	73,086,870.03	-	16,102,951.89	169,560,129.36	(853.77)	237,807.18	-	1,020,943.57	1,257,897.08	500.00	811,020.33	-	40,259.18	851,779.51	2,109,676.59	171,669,805.95	-	-	-	-	80,369,953.67	74,136,697.54	-	17,164,154.74	171,669,805.95	
Advice to Debit Account	404,129,968.72	370,316,141.98	-	88,879,813.20	863,325,923.90	232,452.41	5,916,415.12	-	4,907,896.14	10,756,763.67	-	3,410,227.49	-	132,500.00	3,542,727.49	14,289,491.16	877,625,415.05	-	-	-	-	404,362,421.13	379,642,784.59	-	93,820,209.34	877,625,415.06	
Notice of Transfer Allocations (NTA)	33,045.00	1,243,618.15	-	-	1,276,663.15	-	-	-	-	-	-	698,400.09	-	-	698,400.09	698,400.09	1,975,063.24	-	-	-	-	33,045.00	1,942,018.24	-	-	1,975,063.24	
MDS Checks Issued	-	126,697.29	-	-	126,697.29	-	-	-	-	-	-	-	-	-	-	-	126,697.29	-	-	-	-	-	126,697.29	-	-	126,697.29	
Advice to Debit Account	33,045.00	1,116,920.86	-	-	1,149,965.86	-	-	-	-	-	-	698,400.09	-	-	698,400.09	698,400.09	1,848,365.95	-	-	-	-	33,045.00	1,815,320.85	-	-	1,848,365.95	
Working Fund for FAPs	-	-	-	-	-	-	-	-	-	-	-	-	-	-	-	-	-	-	-	-	-	-	-	-	-	-	
Cash Disbursement Ceiling (CDC)	-	-	-	-	-	-	-	-	-	-	-	-	-	-	-	-	-	-	-	-	-	-	-	-	-	-	
TOTAL CASH DISBURSEMENTS	484,533,321.16	444,646,630.16	-	104,982,765.09	1,034,162,716.41	231,598.64	6,154,222.30	-	5,628,839.81	12,014,660.75	500.00	4,919,647.91	-	172,759.18	5,092,907.09	17,107,567.84	1,051,270,284.25	-	-	-	-	484,765,419.80	455,720,500.37	-	110,784,364.08	1,051,270,284.25	
NON-CASH DISBURSEMENTS	27,314,616.05	17,631,563.05	-	8,139,685.00	53,085,864.10	-	1,200,835.12	-	202,975.54	1,403,810.66	-	148,277.79	-	2,278.82	150,556.61	1,554,367.27	54,640,231.37	-	-	-	-	27,314,616.05	18,980,675.96	-	8,344,939.36	54,640,231.37	
Tax Remittance Advices Issued (TRA)	27,314,616.05	17,631,563.05	-	8,139,685.00	53,085,864.10	-	1,200,835.12	-	202,975.54	1,403,810.66	-	148,277.79	-	2,278.82	150,556.61	1,554,367.27	54,640,231.37	-	-	-	-	27,314,616.05	18,980,675.96	-	8,344,939.36	54,640,231.37	
Non-Cash Availment Authority (NCAA)	-	-	-	-	-	-	-	-	-	-	-	-	-	-	-	-	-	-	-	-	-	-	-	-	-	-	
Disbursements effected through outright deductions from claims (please specify...)	-	-	-	-	-	-	-	-	-	-	-	-	-	-	-	-	-	-	-	-	-	-	-	-	-	-	
Overpayment of expenses(e.g. personnel benefits)	-	-	-	-	-	-	-	-	-	-	-	-	-	-	-	-	-	-	-	-	-	-	-	-	-	-	
Restitution for loss of government property	-	-	-	-	-	-	-	-	-	-	-	-	-	-	-	-	-	-	-	-	-	-	-	-	-	-	
Liquidated damages and similar claims	-	-	-	-	-	-	-	-	-	-	-	-	-	-	-	-	-	-	-	-	-	-	-	-	-	-	
Others(TEF BTr-Documentary Stamp Tax etc.)	-	-	-	-	-	-	-	-	-	-	-	-	-	-	-	-	-	-	-	-	-	-	-	-	-	-	
TOTAL NON-CASH DISBURSEMENTS	27,314,616.05	17,631,563.05	-	8,139,685.00	53,085,864.10	-	1,200,835.12	-	202,975.54	1,403,810.66	-	148,277.79	-	2,278.82	150,556.61	1,554,367.27	54,640,231.37	-	-	-	-	27,314,616.05	18,980,675.96	-	8,344,939.36	54,640,231.37	
GRAND TOTAL	511,847,937.21	462,278,193.21	-	113,122,450.09	1,087,248,580.51	231,598.64	7,355,057.42	-	5,831,815.35	13,418,471.41	500.00	5,067,925.70	-	175,038.00	5,243,463.70	18,661,935.11	1,105,910,515.62	-	-	-	-	512,080,035.85	474,701,176.33	-	119,129,303.44	1,105,910,515.62	

SUMMARY	Particulars	Previous Report	This Month	As at Date
(1)	(2)	(3)	(4)	(5)
Total Disbursement Authorities Received	14,836,293,853.96	2,038,234,293.76	16,874,528,147.72	
NCA	12,950,494,007.22	1,840,100,800.00	14,790,594,807.22	
NTA	1,459,803,177.35	143,493,262.39	1,603,396,439.74	
Working Fund	-	-	-	
TRA	425,896,669.39	54,640,231.37	480,536,900.76	
CDC	-	-	-	
NCAA	-	-	-	
Less: Notice of Transfer of Allocations (NTA)* issued	1,456,978,516.57	165,859,479.39	1,622,837,995.96	
Total Disbursement Authorities Available	13,379,315,337.39	1,872,574,814.37	15,251,690,151.76	
Less:				
Lapsed NCA	1,168,254,462.97	-	1,168,254,462.97	
Disbursements	12,212,795,081.32	1,105,910,515.62	13,318,705,596.94	
Less: Other Non-Cash Disbursements	25,551.65	-	25,551.65	
Disbursements effected through outright deductions from claims	25,551.65	-	25,551.65	
*** Overpayment of expenses(e.g. personnel benefits)	25,123.95	-	25,123.95	
Restitution for loss of government property	-	-	-	
Liquidated damages and similar claims	427.70	-	427.70	
Others (e.g. TEF BTr- Docs Stamp etc.)	-	-	-	
Add/Less: Adjustments (e.g. cancelled/staled checks)	1,708,855.25	(132,080.31)	1,576,574.94	
Balance of Disbursement Authorities as at date	0.00	766,532,218.44	766,532,218.44	
Total Disbursements Program	13,381,023,992.64	1,872,442,734.06	15,253,466,726.70	
Less: **Actual Disbursements	12,212,769,529.67	1,105,910,515.62	13,318,680,045.29	
(Over)/Under spending	1,168,254,462.97	766,532,218.44	1,934,786,681.41	

Notes: * The use of NTA is discouraged
** Amounts should tally with the grand total disbursement (column 27).
***Other Non-Cash Disbursements is from CAR.

Certified Correct:

DINA M. NILLOSAN
Agency Chief Accountant
Date: 

Approved By:

IMELDA R. DELA CRUZ
OIC Director, Financial and Management Service
Date:

MONTHLY REPORT OF DISBURSEMENTS
For the month of October 2023



Department: Department of Environment and Natural Resources (DENR)
Agency: Office of the Secretary
Operating Unit: ALL
Organization Code: 10 001 0100000
Fund Cluster: 02 - Foreign Assisted Projects Fund (GOP)

Particulars	Current Year Budget					Prior Year's Budget											SUB-TOTAL	Trust Liabilities				Grand Total					Remarks	
	PS	MOOE	FinEx	CO	TOTAL	Prior Year's Accounts Payable					Current Year's Accounts Payable							TOTAL	PS	MOOE	CO	TOTAL	PS	MOOE	FinEx	CO		TOTAL
						PS	MOOE	FinEx	CO	Sub-Total	PS	MOOE	FinEx	CO	Sub-Total	PS												
1	2	3	4	5	6=(2+3+4+5)	7	8	9	10	11=(7+8+9+10)	12	13	14	15	16=(12+13+14+15)	17=(11+16)	18=(6+17)	19	20	21	22=(19+20+21)	23	24	25	26	27=(23+24+25+26)	28	
CASH DISBURSEMENTS	-	146,629.96	-	-	146,629.96	-	-	-	-	-	-	-	-	-	-	-	146,629.96	-	-	-	-	-	146,629.96	-	-	-	146,629.96	-
Notice of Cash Allocation (NCA)	-	146,629.96	-	-	146,629.96	-	-	-	-	-	-	-	-	-	-	-	146,629.96	-	-	-	-	-	146,629.96	-	-	-	146,629.96	-
MDS Checks Issued	-	-	-	-	-	-	-	-	-	-	-	-	-	-	-	-	-	-	-	-	-	-	-	-	-	-	-	-
Advice to Debit Account	-	146,629.96	-	-	146,629.96	-	-	-	-	-	-	-	-	-	-	-	146,629.96	-	-	-	-	-	146,629.96	-	-	-	146,629.96	-
Notice of Transfer Allocations (NTA)	-	-	-	-	-	-	-	-	-	-	-	-	-	-	-	-	-	-	-	-	-	-	-	-	-	-	-	-
MDS Checks Issued	-	-	-	-	-	-	-	-	-	-	-	-	-	-	-	-	-	-	-	-	-	-	-	-	-	-	-	-
Advice to Debit Account	-	-	-	-	-	-	-	-	-	-	-	-	-	-	-	-	-	-	-	-	-	-	-	-	-	-	-	-
Working Fund for FAPs	-	-	-	-	-	-	-	-	-	-	-	-	-	-	-	-	-	-	-	-	-	-	-	-	-	-	-	-
Cash Disbursement Ceiling (CDC)	-	-	-	-	-	-	-	-	-	-	-	-	-	-	-	-	-	-	-	-	-	-	-	-	-	-	-	-
TOTAL CASH DISBURSEMENTS	-	146,629.96	-	-	146,629.96	-	-	-	-	-	-	-	-	-	-	-	146,629.96	-	-	-	-	-	146,629.96	-	-	-	146,629.96	-
NON-CASH DISBURSEMENTS	-	-	-	-	-	-	-	-	99,925.53	99,925.53	-	-	-	-	-	99,925.53	99,925.53	-	-	-	-	-	-	-	99,925.53	99,925.53	-	
Tax Remittance Advices Issued (TRA)	-	-	-	-	-	-	-	-	99,925.53	99,925.53	-	-	-	-	-	99,925.53	99,925.53	-	-	-	-	-	-	-	99,925.53	99,925.53	-	
Non-Cash Availment Authority (NCAA)	-	-	-	-	-	-	-	-	-	-	-	-	-	-	-	-	-	-	-	-	-	-	-	-	-	-	-	-
Disbursements effected through outright deductio	-	-	-	-	-	-	-	-	-	-	-	-	-	-	-	-	-	-	-	-	-	-	-	-	-	-	-	-
Overpayment of expenses(e.g. personnel benef	-	-	-	-	-	-	-	-	-	-	-	-	-	-	-	-	-	-	-	-	-	-	-	-	-	-	-	-
Restitution for loss of government property	-	-	-	-	-	-	-	-	-	-	-	-	-	-	-	-	-	-	-	-	-	-	-	-	-	-	-	-
Liquidated damages and similar claims	-	-	-	-	-	-	-	-	-	-	-	-	-	-	-	-	-	-	-	-	-	-	-	-	-	-	-	-
Others(TEF BTr-Documentary Stamp Tax etc.)	-	-	-	-	-	-	-	-	-	-	-	-	-	-	-	-	-	-	-	-	-	-	-	-	-	-	-	-
TOTAL NON-CASH DISBURSEMENTS	-	-	-	-	-	-	-	-	99,925.53	99,925.53	-	-	-	-	-	99,925.53	99,925.53	-	-	-	-	-	-	-	99,925.53	99,925.53	-	
GRAND TOTAL	-	146,629.96	-	-	146,629.96	-	-	-	99,925.53	99,925.53	-	-	-	-	-	99,925.53	246,555.49	-	-	-	-	-	-	146,629.96	-	99,925.53	246,555.49	-


Particulars	Previous Report	This Month	As at Date
(1)	(2)	(3)	(4)
Total Disbursement Authorities Received	146,753,373.34	99,925.53	146,853,298.87
NCA	60,759,322.00	-	60,759,322.00
NTA	60,348,768.71	-	60,348,768.71
Working Fund	-	-	-
TRA	25,645,282.63	99,925.53	25,745,208.16
CDC	-	-	-
NCAA	-	-	-
Less: Notice of Transfer of Allocations (NTA)* issued	60,831,812.71	-	60,831,812.71
Total Disbursement Authorities Available	85,921,560.63	99,925.53	86,021,486.16
Less:	-	-	-
Lapsed NCA	1,731,598.84	924,979.08	2,656,577.92
Disbursements	82,973,821.37	246,555.49	83,220,376.86
Less: Other Non-Cash Disbursements	-	-	-
Disbursements effected through outright deductions from claims	-	-	-
*** Overpayment of expenses(e.g. personnel benefits)	-	-	-
Restitution for loss of government property	-	-	-
Liquidated damages and similar claims	-	-	-
Others (e.g. TEF BTr Docs Stamp etc.)	-	-	-
Add/Less: Adjustments (e.g. cancelled/staled checks)	(63,941.74)	40,852.37	(23,079.37)
Balance of Disbursement Authorities as at date	1,152,198.88	(1,030,748.67)	121,450.21
Total Disbursements Program	85,857,618.89	140,787.90	86,000,406.79
Less: **Actual Disbursements	82,973,821.37	246,555.49	83,220,376.86
(Over)/Under spending	2,883,797.52	(105,767.59)	2,778,029.93

Notes: * The use of NTA is discouraged
** Amounts should tally with the grand total disbursement (column 27).

Certified Correct:


DINA M. NILLOSAN
Agency Chief Accountant
Date: 

Approved by:


IMELDA R. DELA CRUZ
OIC Director, Financial and Management Service
Date:

MONTHLY REPORT OF DISBURSEMENTS
For the month of October 2023

Department: Department of Environment and Natural Resources (DENR)
Agency: Office of the Secretary
Operating Unit: ALL
Organization Code: 10 001 0100000
Fund Cluster: 02 - Foreign Assisted Projects Fund (LP)


Particulars	Current Year Budget					Prior Year's Budget											SUB-TOTAL	Trust Liabilities				Grand Total					Remarks
	PS	MOOE	FinEx	CO	TOTAL	Prior Year's Accounts Payable					Current Year's Accounts Payable					TOTAL		PS	MOOE	CO	TOTAL	PS	MOOE	FinEx	CO	TOTAL	
						PS	MOOE	FinEx	CO	Sub-Total	PS	MOOE	FinEx	CO	Sub-Total												
1	2	3	4	5	6=(2+3+4+5)	7	8	9	10	11=(7+8+9+10)	12	13	14	15	16=(12+13+14+15)	17=(11+16)	18=(6+17)	19	20	21	22=(19+20+21)	23	24	25	26	27=(23+24+25+26)	28
CASH DISBURSEMENTS	-	3,326,041.22	-	-	3,326,041.22	-	92,914.05	-	7,717,093.75	7,810,007.80	-	-	-	-	-	7,810,007.80	11,136,049.02	-	-	-	-	-	3,418,955.27	-	7,717,093.75	11,136,049.02	-
Notice of Cash Allocation (NCA)	-	-	-	-	-	-	-	-	-	-	-	-	-	-	-	-	-	-	-	-	-	-	-	-	-	-	-
MDS Checks issued	-	-	-	-	-	-	-	-	-	-	-	-	-	-	-	-	-	-	-	-	-	-	-	-	-	-	-
Advice to Debit Account	-	-	-	-	-	-	-	-	-	-	-	-	-	-	-	-	-	-	-	-	-	-	-	-	-	-	-
Notice of Transfer Allocations (NTA)	-	-	-	-	-	-	-	-	-	-	-	-	-	-	-	-	-	-	-	-	-	-	-	-	-	-	-
MDS Checks Issued	-	-	-	-	-	-	-	-	-	-	-	-	-	-	-	-	-	-	-	-	-	-	-	-	-	-	-
Advice to Debit Account	-	-	-	-	-	-	-	-	-	-	-	-	-	-	-	-	-	-	-	-	-	-	-	-	-	-	-
Working Fund for FAPs	-	3,326,041.22	-	-	3,326,041.22	-	92,914.05	-	7,717,093.75	7,810,007.80	-	-	-	-	-	7,810,007.80	11,136,049.02	-	-	-	-	-	3,418,955.27	-	7,717,093.75	11,136,049.02	-
Cash Disbursement Ceiling (CDC)	-	-	-	-	-	-	-	-	-	-	-	-	-	-	-	-	-	-	-	-	-	-	-	-	-	-	-
TOTAL CASH DISBURSEMENTS	-	3,326,041.22	-	-	3,326,041.22	-	92,914.05	-	7,717,093.75	7,810,007.80	-	-	-	-	-	7,810,007.80	11,136,049.02	-	-	-	-	-	3,418,955.27	-	7,717,093.75	11,136,049.02	-
NON-CASH DISBURSEMENTS	-	-	-	-	-	-	-	-	-	-	-	-	-	-	-	-	-	-	-	-	-	-	-	-	-	-	-
Tax Remittance Advices Issued (TRA)	-	-	-	-	-	-	-	-	-	-	-	-	-	-	-	-	-	-	-	-	-	-	-	-	-	-	-
Non-Cash Availment Authority (NCAA)	-	-	-	-	-	-	-	-	-	-	-	-	-	-	-	-	-	-	-	-	-	-	-	-	-	-	-
Disbursements effected through outright deductio	-	-	-	-	-	-	-	-	-	-	-	-	-	-	-	-	-	-	-	-	-	-	-	-	-	-	-
Overpayment of expenses(e.g. personnel benef	-	-	-	-	-	-	-	-	-	-	-	-	-	-	-	-	-	-	-	-	-	-	-	-	-	-	-
Restitution for loss of government property	-	-	-	-	-	-	-	-	-	-	-	-	-	-	-	-	-	-	-	-	-	-	-	-	-	-	-
Liquidated damages and similar claims	-	-	-	-	-	-	-	-	-	-	-	-	-	-	-	-	-	-	-	-	-	-	-	-	-	-	-
Others(TEF BTr-Documentary Stamp Tax etc.)	-	-	-	-	-	-	-	-	-	-	-	-	-	-	-	-	-	-	-	-	-	-	-	-	-	-	-
TOTAL NON-CASH DISBURSEMENTS	-	-	-	-	-	-	-	-	-	-	-	-	-	-	-	-	-	-	-	-	-	-	-	-	-	-	-
GRAND TOTAL	-	3,326,041.22	-	-	3,326,041.22	-	92,914.05	-	7,717,093.75	7,810,007.80	-	-	-	-	-	7,810,007.80	11,136,049.02	-	-	-	-	-	3,418,955.27	-	7,717,093.75	11,136,049.02	-

SUMMARY

Particulars	Previous Report	This Month	As at Date
(1)	(2)	(3)	(4)
Total Disbursement Authorities Received	507,702,612.13	53,236,821.10	560,939,433.23
NCA	-	-	-
NTA	257,698,778.88	11,914,581.88	269,613,360.54
Working Fund	250,003,833.27	41,322,239.42	291,326,072.69
TRA	-	-	-
CDC	-	-	-
NCAA	-	-	-
Less: Notice of Transfer of Allocations (NTA)* issued	236,922,326.00	12,900,000.00	249,822,326.00
Total Disbursement Authorities Available	270,780,286.13	40,336,821.10	311,117,107.23
Less:	-	-	-
Lapsed NCA	-	-	-
Disbursements	251,225,510.92	11,136,049.02	262,361,559.94
Less: Other Non-Cash Disbursements	-	-	-
Disbursements effected through outright deductions from claims	-	-	-
*** Overpayment of expenses(e.g. personnel benefits)	-	-	-
Restitution for loss of government property	-	-	-
Liquidated damages and similar claims	-	-	-
Others (e.g. TEF BTr Docs Stamp etc.)	9,236,358.37	-	9,236,358.37
Add/Less: Adjustments (e.g. cancelled/staled checks)	51,476.85	-	51,476.85
Balance of Disbursement Authorities as at date	10,318,888.49	29,200,772.08	39,519,660.57
Total Disbursements Program	270,806,210.38	40,336,821.10	311,143,031.48
Less: **Actual Disbursements	260,487,521.89	11,136,049.02	271,623,570.91
(Over)/Under spending	10,318,888.49	29,200,772.08	39,519,660.57

Notes: * The use of NTA is discouraged
** Amounts should tally with the grand total disbursement (column 27).

Certified Correct:


DIÑA M. NILLOSAN
Agency Chief Accountant
Date: 1/11

Approved by:


IMELDA R. DELA CRUZ
OIC Director, Financial and Management Service
Date:

MONTHLY REPORT OF DISBURSEMENTS
For the month of October 2023


Department: Department of Environment and Natural Resources (DENR)
 Agency: Office of the Secretary
 Operating Unit: ALL
 Organization Code: 10 001 010000
 Fund Cluster: 03 - Special Account - Locally Funded

Particulars	Current Year Budget					Prior Year's Budget											SUB-TOTAL	Trust Liabilities				Grand Total					Remarks	
	PS	MOOE	FinEx	CO	TOTAL	Prior Year's Accounts Payable					Current Year's Accounts Payable							TOTAL	PS	MOOE	CO	TOTAL	PS	MOOE	FinEx	CO		TOTAL
						PS	MOOE	FinEx	CO	Sub-Total	PS	MOOE	FinEx	CO	Sub-Total													
1	2	3	4	5	6=(2+3+4+5)	7	8	9	10	11=(7+8+9+10)	12	13	14	15	16=(12+13+14+15)	17=(11+16)	18=(6+17)	19	20	21	22=(19+20+21)	23	24	25	26	27=(23+24+25+26)	28	
CASH DISBURSEMENTS		1,055,642.20			1,055,642.20												1,055,642.20									1,055,642.20		
Notice of Cash Allocation (NCA)		1,055,642.20			1,055,642.20												1,055,642.20									1,055,642.20		
MDS Checks Issued																												
Advice to Debit Account		1,055,642.20			1,055,642.20												1,055,642.20									1,055,642.20		
Notice of Transfer Allocations (NTA)																												
MDS Checks Issued																												
Advice to Debit Account																												
Working Fund for FAPs																												
Cash Disbursement Ceiling (CDC)																												
TOTAL CASH DISBURSEMENTS		1,055,642.20			1,055,642.20												1,055,642.20									1,055,642.20		
NON-CASH DISBURSEMENTS																												
Tax Remittance Advices Issued (TRA)																												
Non-Cash Availment Authority (NCAA)																												
Disbursements effected through outright deductions fr																												
Overpayment of expenses(e.g. personnel benefits)																												
Restitution for loss of government property																												
Liquidated damages and similar claims																												
Others(TEF BTr-Documetary Stamp Tax etc.)																												
TOTAL NON-CASH DISBURSEMENTS																												
GRAND TOTAL		1,055,642.20			1,055,642.20												1,055,642.20									1,055,642.20		

SUMMARY

Particulars	Previous Report (2)	This Month (3)	As at Date (4)
Total Disbursement Authorities Received	18,309,059.58	5,339,950.00	23,649,009.58
NCA	17,614,776.00	5,339,950.00	22,954,726.00
NTA	-	-	-
Working Fund	-	-	-
TRA	694,283.58	-	694,283.58
CDC	-	-	-
NCAA	-	-	-
Less: Notice of Transfer of Allocations (NTA)* issued	-	-	-
Total Disbursement Authorities Available	18,309,059.58	5,339,950.00	23,649,009.58
Less:			
Lapsed NCA	4,806,455.04	-	4,806,455.04
Disbursements	11,983,604.54	1,055,642.20	13,039,246.74
Less: Other Non-Cash Disbursements			
Disbursements effected through outright deductions from claims	-	-	-
Overpayment of expenses(e.g. personnel benefits)	-	-	-
Restitution for loss of government property	-	-	-
Liquidated damages and similar claims	-	-	-
Others (e.g. TEF BTr Docs Stamp etc.)	-	-	-
Add/Less: Adjustments (e.g. cancelled/staled checks)	-	-	-
Balance of Disbursement Authorities as at date***	1,520,000.00	4,284,307.80	5,804,307.80
Total Disbursements Program	18,309,059.58	5,339,950.00	23,649,009.58
Less: **Actual Disbursements	11,983,604.54	1,055,642.20	13,039,246.74
(Over)/Under spending	6,325,455.04	4,284,307.80	10,609,762.84

Notes: * The use of NTA is discouraged
 ** Amounts should tally with the grand total disbursement (column 27).
 ***Balance of Disbursement Authorities as at date is from Region 13. Re: To cover the procurement of one unit motor vehicle for Agusan Marsh Wildlife Sanctuary (PLDT SMART Funding Project - 03 104 334)

Certified Correct:

DIÑA M. NILLOSAN
 Agency Chief Accountant
 Date: *10/11/23*

Approved by: 
IMELDA R. DELA CRUZ
 OIC Director, Financial and Management Service
 Date:



MONTHLY REPORT OF DISBURSEMENTS
For the month of October 2023

Department: Department of Environment and Natural Resources (DENR)
 Agency: Office of the Secretary
 Operating Unit: ALL
 Organization Code: 10 001 0100000
 Fund Cluster: 04 - Special Account - Foreign Assisted/Grant

Particulars	Current Year Budget					Prior Year's Budget											SUB-TOTAL	Trust Liabilities				Grand Total					Remarks	
	PS	MOOE	FinEx	CO	TOTAL	Prior Year's Accounts Payable					Current Year's Accounts Payable							TOTAL	PS	MOOE	CO	TOTAL	PS	MOOE	FinEx	CO		TOTAL
						PS	MOOE	FinEx	CO	Sub-Total	PS	MOOE	FinEx	CO	Sub-Total													
1	2	3	4	5	6=(2+3+4+5)	7	8	9	10	11=(7+8+9+10)	12	13	14	15	16=(12+13+14+15)	17=(11+16)	18=(6+17)	19	20	21	22=(19+20+21)	23	24	25	26	27=(23+24+25+26)	28	
CASH DISBURSEMENTS																												
Notice of Cash Allocation (NCA)																												
MDS Checks Issued																												
Advice to Debit Account																												
Notice of Transfer Allocations (NTA)																												
MDS Checks Issued																												
Advice to Debit Account																												
Working Fund for FAPs																												
Cash Disbursement Ceiling (CDC)																												
TOTAL CASH DISBURSEMENTS																												
NON-CASH DISBURSEMENTS																												
Tax Remittance Advices Issued (TRA)																												
Non-Cash Availment Authority (NCAA)																												
Disbursements effected through outright deductions from																												
Overpayment of expenses(e.g. personnel benefits)																												
Restitution for loss of government property																												
Liquidated damages and similar claims																												
Others(TEF BTr-Documentary Stamp Tax etc.)																												
TOTAL NON-CASH DISBURSEMENTS																												
GRAND TOTAL																												

SUMMARY	Particulars	Previous Report	This Month	As at Date
(1)	(2)	(3)	(4)	(5)
Total Disbursement Authorities Received		55,208,309.88	-	55,208,309.88
NCA		-	-	-
NTA		-	-	-
Working Fund		55,208,309.88	-	55,208,309.88
TRA		-	-	-
CDC		-	-	-
NCAA		-	-	-
Less: Notice of Transfer of Allocations (NTA)* issued		55,198,309.88	(5,965,189.87)	49,233,120.01
Total Disbursement Authorities Available		10,000.00	5,965,189.87	5,975,189.87
Less:				
Lapsed NCA		-	-	-
Disbursements		-	-	-
Less: Other Non-Cash Disbursements		-	-	-
Disbursements effected through outright deductions from claims		-	-	-
*** Overpayment of expenses(e.g. personnel benefits)		-	-	-
Restitution for loss of government property		-	-	-
Liquidated damages and similar claims		-	-	-
Others (e.g. TEF BTr- Docs Stamp etc.)		-	-	-
***Add/Less: Adjustments (e.g. cancelled/staled checks)		-	5,975,189.87	5,975,189.87
Balance of Disbursement Authorities as at date		10,000.00	11,940,379.74	11,950,379.74
Total Disbursements Program		10,000.00	5,965,189.87	5,975,189.87
Less: **Actual Disbursements		-	5,975,189.87	5,975,189.87
(Over)/Under spending		10,000.00	(10,000.00)	-

Notes: * The use of NTA is discouraged
 ** Amounts should tally with the grand total disbursement (column 27).
 ***Returned to UNDP as per memo request by FASPS dated 10 October 2023 for the remittance of unliquidated cash advance.

Certified Correct:

DIANA M. NILLOSAN
 Agency Chief Accountant
 Date: 

Approved by:

IMELDA R. DELA CRUZ
 OIC Director, Financial and Management Service
 Date:

MONTHLY REPORT OF DISBURSEMENTS
For the month of October 2023

Department: Department of Environment and Natural Resources (DENR)
Agency: Office of the Secretary
Operating Unit: ALL
Organization Code: 10 001 0100000
Fund Cluster: 07 - Trust Fund



Particulars	Current Year Budget					Prior Year's Budget											SUB-TOTAL	Trust Liabilities				Grand Total					Remarks	
	PS	MOOE	FinEx	CO	TOTAL	Prior Year's Accounts Payable					Current Year's Accounts Payable							TOTAL	PS	MOOE	CO	TOTAL	PS	MOOE	FinEx	CO		TOTAL
						PS	MOOE	FinEx	CO	Sub-Total	PS	MOOE	FinEx	CO	Sub-Total	PS												
1	2	3	4	5	6=(2+3+4+5)	7	8	9	10	11=(7+8+9+10)	12	13	14	15	16=(12+13+14+15)	17=(11+16)	18=(6+17)	19	20	21	22=(19+20+21)	23	24	25	26	27=(23+24+25+26)	28	
CASH DISBURSEMENTS	-	220,982.12	-	-	220,982.12	-	-	-	-	-	-	-	-	-	-	-	220,982.12	-	1,156,301.89	709,821.43	1,868,123.32	-	1,379,284.01	-	709,821.43	2,089,105.44		
Notice of Cash Allocation (NCA)	-	220,982.12	-	-	220,982.12	-	-	-	-	-	-	-	-	-	-	-	220,982.12	-	1,156,301.89	709,821.43	1,868,123.32	-	1,379,284.01	-	709,821.43	2,089,105.44		
MDS Checks Issued	-	220,982.12	-	-	220,982.12	-	-	-	-	-	-	-	-	-	-	-	220,982.12	-	5,113.13	-	5,113.13	-	226,095.25	-	-	226,095.25		
Advice to Debit Account	-	-	-	-	-	-	-	-	-	-	-	-	-	-	-	-	-	-	1,153,188.76	709,821.43	1,863,010.19	-	1,153,188.76	-	709,821.43	1,863,010.19		
Notice of Transfer Allocations (NTA)	-	-	-	-	-	-	-	-	-	-	-	-	-	-	-	-	-	-	-	-	-	-	-	-	-	-		
MDS Checks Issued	-	-	-	-	-	-	-	-	-	-	-	-	-	-	-	-	-	-	-	-	-	-	-	-	-	-		
Advice to Debit Account	-	-	-	-	-	-	-	-	-	-	-	-	-	-	-	-	-	-	-	-	-	-	-	-	-	-		
Working Fund for FAPs	-	-	-	-	-	-	-	-	-	-	-	-	-	-	-	-	-	-	-	-	-	-	-	-	-	-		
Cash Disbursement Ceiling (CDC)	-	-	-	-	-	-	-	-	-	-	-	-	-	-	-	-	-	-	-	-	-	-	-	-	-	-		
TOTAL CASH DISBURSEMENTS	-	220,982.12	-	-	220,982.12	-	-	-	-	-	-	-	-	-	-	-	220,982.12	-	1,156,301.89	709,821.43	1,868,123.32	-	1,379,284.01	-	709,821.43	2,089,105.44		
NON-CASH DISBURSEMENTS	-	-	-	-	-	-	-	-	-	-	-	-	-	-	-	-	-	-	31,296.21	40,178.57	71,474.78	-	31,296.21	-	40,178.57	71,474.78		
Tax Remittance Advices issued (TRA)	-	-	-	-	-	-	-	-	-	-	-	-	-	-	-	-	-	-	31,296.21	40,178.57	71,474.78	-	31,296.21	-	40,178.57	71,474.78		
Non-Cash Availment Authority (NCAA)	-	-	-	-	-	-	-	-	-	-	-	-	-	-	-	-	-	-	-	-	-	-	-	-	-	-		
Disbursements effected through outright deductions from	-	-	-	-	-	-	-	-	-	-	-	-	-	-	-	-	-	-	-	-	-	-	-	-	-	-		
Overpayment of expenses(e.g. personnel benefits)	-	-	-	-	-	-	-	-	-	-	-	-	-	-	-	-	-	-	-	-	-	-	-	-	-	-		
Restitution for loss of government property	-	-	-	-	-	-	-	-	-	-	-	-	-	-	-	-	-	-	-	-	-	-	-	-	-	-		
Liquidated damages and similar claims	-	-	-	-	-	-	-	-	-	-	-	-	-	-	-	-	-	-	-	-	-	-	-	-	-	-		
Others(TEF BTr-Documentary Stamp Tax etc.)	-	-	-	-	-	-	-	-	-	-	-	-	-	-	-	-	-	-	-	-	-	-	-	-	-	-		
TOTAL NON-CASH DISBURSEMENTS	-	-	-	-	-	-	-	-	-	-	-	-	-	-	-	-	-	-	31,296.21	40,178.57	71,474.78	-	31,296.21	-	40,178.57	71,474.78		
GRAND TOTAL	-	220,982.12	-	-	220,982.12	-	-	-	-	-	-	-	-	-	-	-	220,982.12	-	1,189,598.10	750,000.00	1,939,598.10	-	1,410,580.22	-	750,000.00	2,160,580.22		

SUMMARY


Particulars	Previous Report	This Month	As at Date
(1)	(2)	(3)	(4)
Total Disbursement Authorities Received	16,997,850.47	292,457.78	17,290,308.25
NCA	16,659,543.00	220,983.00	16,880,526.00
NTA	-	-	-
Working Fund	-	-	-
TRA	338,307.47	71,474.78	409,782.25
CDC	-	-	-
NCAA	-	-	-
Less: Notice of Transfer of Allocations (NTA)* issued	760,000.00	-	760,000.00
Total Disbursement Authorities Available	16,237,850.47	292,457.78	16,530,308.25
Less:			
Lapsed NCA	1.19	-	1.19
Disbursements	10,708,347.72	2,160,580.22	12,868,927.94
Less: Other Non-Cash Disbursements	-	-	-
Disbursements effected through outright deductions from claims	-	-	-
*** Overpayment of expenses(e.g. personnel benefits)	-	-	-
Restitution for loss of government property	-	-	-
Liquidated damages and similar claims	-	-	-
Others (e.g. TEF BTr Docs Stamp etc.)	-	-	-
Add/Less: Adjustments (e.g. cancelled/staled checks)	-	-	-
Balance of Disbursement Authorities as at date	5,529,501.56	(1,868,122.44)	3,661,379.12
Total Disbursements Program	16,237,850.47	292,457.78	16,530,308.25
Less: **Actual Disbursements	10,708,347.72	2,160,580.22	12,868,927.94
(Over)/Under spending	5,529,502.75	(1,868,122.44)	3,661,380.31

Notes: * The use of NTA is discouraged
** Amounts should tally with the grand total disbursement (column 27).

Certified Correct:


DIÑA M. NILLOSAN
Agency Chief Accountant
Date: 

Approved by:


IMELDA R. DELA CRUZ
OIC Director, Financial and Management Service
Date: