

MONTHLY REPORT OF DISBURSEMENTS  
For the month of November 2023

Department: Department of Environment and Natural Resources (DENR)  
Agency: Office of the Secretary  
Operating Unit: ALL  
Organization Code: 10 001 0100000  
Fund Cluster: 01 - Regular Agency Fund

Particulars	Current Year Budget					Prior Year's Budget											SUB-TOTAL	Trust Liabilities				Grand Total					Remarks
	PS	MOOE	FinEx	CO	TOTAL	Prior Year's Accounts Payable					Current Year's Accounts Payable					TOTAL		PS	MOOE	CO	TOTAL	PS	MOOE	FinEx	CO	TOTAL	
						PS	MOOE	FinEx	CO	Sub-Total	PS	MOOE	FinEx	CO	Sub-Total												
1	2	3	4	5	6=(2+3+4+5)	7	8	9	10	11=(7+8+9+10)	12	13	14	15	16=(12+13+14+15)	17=(11+16)	18=(6+17)	19	20	21	22=(19+20+21)	23	24	25	26	27=(23+24+25+26)	28
CASH DISBURSEMENTS	1,055,192,093.60	1,263,235,361.10	-	121,493,925.84	2,439,921,380.54	108,654.74	4,009,548.25	-	6,861,816.08	10,980,019.07	-	9,812,443.18	-	819,128.57	10,631,571.75	21,611,590.82	2,461,532,971.36	-	-	-	-	1,055,300,748.34	1,277,057,352.53	-	129,174,870.49	2,461,532,971.36	
Notice of Cash Allocation (NCA)	1,053,895,758.01	1,253,954,274.83	-	121,493,925.84	2,429,343,958.68	108,654.74	4,009,548.25	-	4,394,409.83	8,512,612.82	-	5,762,443.18	-	819,128.57	10,581,571.75	19,094,184.57	2,448,438,143.25	-	-	-	-	1,054,004,412.75	1,267,726,266.26	-	126,707,464.24	2,448,438,143.25	
MDS Checks Issued	114,233,772.39	835,829,832.39	-	16,048,904.71	966,112,509.49	38,352.77	2,075,868.70	-	615,492.26	2,729,713.73	-	229,769.23	-	751,628.57	981,397.80	3,711,111.53	969,823,621.02	-	-	-	-	114,272,125.16	838,135,470.32	-	17,416,025.54	969,823,621.02	
Advice to Debit Account	939,861,985.62	418,124,442.44	-	105,445,021.13	1,463,231,449.19	70,301.97	1,933,679.55	-	3,778,917.57	5,782,899.09	-	9,532,673.95	-	67,500.00	9,600,173.95	15,383,073.04	1,478,614,522.23	-	-	-	-	939,732,287.59	429,590,795.94	-	109,291,438.70	1,478,614,522.23	
Notice of Transfer Allocations (NTA)	1,296,335.59	9,281,086.28	-	-	10,577,421.87	-	-	-	2,467,406.25	2,467,406.25	-	50,000.00	-	-	50,000.00	2,517,406.25	13,094,828.12	-	-	-	-	1,296,335.59	9,331,086.28	-	2,467,406.25	13,094,828.12	
MDS Checks Issued	-	1,976,926.77	-	-	1,976,926.77	-	-	-	-	-	-	-	-	-	-	-	1,976,926.77	-	-	-	-	-	1,976,926.77	-	-	1,976,926.77	
Advice to Debit Account	1,296,335.59	7,304,159.51	-	-	8,600,495.10	-	-	-	2,467,406.25	2,467,406.25	-	50,000.00	-	-	50,000.00	2,517,406.25	11,117,901.35	-	-	-	-	1,296,335.59	7,354,159.51	-	2,467,406.25	11,117,901.35	
Working Fund for FAPs	-	-	-	-	-	-	-	-	-	-	-	-	-	-	-	-	-	-	-	-	-	-	-	-	-	-	
Cash Disbursement Ceiling (CDC)	-	-	-	-	-	-	-	-	-	-	-	-	-	-	-	-	-	-	-	-	-	-	-	-	-	-	
<b>TOTAL CASH DISBURSEMENTS</b>	<b>1,055,192,093.60</b>	<b>1,263,235,361.10</b>	<b>-</b>	<b>121,493,925.84</b>	<b>2,439,921,380.54</b>	<b>108,654.74</b>	<b>4,009,548.25</b>	<b>-</b>	<b>6,861,816.08</b>	<b>10,980,019.07</b>	<b>-</b>	<b>9,812,443.18</b>	<b>-</b>	<b>819,128.57</b>	<b>10,631,571.75</b>	<b>21,611,590.82</b>	<b>2,461,532,971.36</b>	<b>-</b>	<b>-</b>	<b>-</b>	<b>-</b>	<b>1,055,300,748.34</b>	<b>1,277,057,352.53</b>	<b>-</b>	<b>129,174,870.49</b>	<b>2,461,532,971.36</b>	
NON-CASH DISBURSEMENTS	30,959,665.02	13,441,977.65	-	5,481,808.30	49,883,450.97	-	281,712.56	-	177,969.70	459,682.26	-	396,009.59	-	47,571.43	443,581.02	903,263.28	50,786,714.25	-	-	-	-	30,959,665.02	14,119,699.80	-	5,707,349.43	50,786,714.25	
Tax Remittance Advances Issued (TRA)	30,959,665.02	13,441,977.65	-	5,481,808.30	49,883,450.97	-	281,712.56	-	177,969.70	459,682.26	-	396,009.59	-	47,571.43	443,581.02	903,263.28	50,786,714.25	-	-	-	-	30,959,665.02	14,119,699.80	-	5,707,349.43	50,786,714.25	
Non-Cash Availment Authority (NCAA)	-	-	-	-	-	-	-	-	-	-	-	-	-	-	-	-	-	-	-	-	-	-	-	-	-	-	
Disbursements effected through outright deductions from claims (please specify...)	-	-	-	-	-	-	-	-	-	-	-	-	-	-	-	-	-	-	-	-	-	-	-	-	-	-	
Overpayment of expenses (e.g. personnel benefits)	-	-	-	-	-	-	-	-	-	-	-	-	-	-	-	-	-	-	-	-	-	-	-	-	-	-	
Restitution for loss of government property	-	-	-	-	-	-	-	-	-	-	-	-	-	-	-	-	-	-	-	-	-	-	-	-	-	-	
Liquidated damages and similar claims	-	-	-	-	-	-	-	-	-	-	-	-	-	-	-	-	-	-	-	-	-	-	-	-	-	-	
Others (TEF BTr Documentary Stamp Tax etc.)	-	-	-	-	-	-	-	-	-	-	-	-	-	-	-	-	-	-	-	-	-	-	-	-	-	-	
<b>TOTAL NON-CASH DISBURSEMENTS</b>	<b>30,959,665.02</b>	<b>13,441,977.65</b>	<b>-</b>	<b>5,481,808.30</b>	<b>49,883,450.97</b>	<b>-</b>	<b>281,712.56</b>	<b>-</b>	<b>177,969.70</b>	<b>459,682.26</b>	<b>-</b>	<b>396,009.59</b>	<b>-</b>	<b>47,571.43</b>	<b>443,581.02</b>	<b>903,263.28</b>	<b>50,786,714.25</b>	<b>-</b>	<b>-</b>	<b>-</b>	<b>-</b>	<b>30,959,665.02</b>	<b>14,119,699.80</b>	<b>-</b>	<b>5,707,349.43</b>	<b>50,786,714.25</b>	
<b>GRAND TOTAL</b>	<b>1,086,151,758.62</b>	<b>1,276,677,338.75</b>	<b>-</b>	<b>126,975,734.14</b>	<b>2,489,804,831.51</b>	<b>108,654.74</b>	<b>4,291,260.81</b>	<b>-</b>	<b>7,039,785.78</b>	<b>11,439,701.33</b>	<b>-</b>	<b>10,208,452.77</b>	<b>-</b>	<b>866,700.00</b>	<b>11,075,152.77</b>	<b>22,514,854.10</b>	<b>2,512,319,685.61</b>	<b>-</b>	<b>-</b>	<b>-</b>	<b>-</b>	<b>1,086,260,413.36</b>	<b>1,291,177,052.33</b>	<b>-</b>	<b>134,882,219.92</b>	<b>2,512,319,685.61</b>	

SUMMARY	Particulars (1)	Previous Report (2)	This Month (3)	As at Date (4)
Total Disbursement Authorities Received		16,879,490,794.94	2,954,693,947.04	19,834,184,741.98
NCA		14,768,889,885.22	2,543,893,662.00	17,312,783,547.22
NTA		1,628,873,682.74	360,013,570.79	1,988,887,253.53
Working Fund		-	-	-
TRA		481,727,226.98	50,786,714.25	532,513,941.23
CDC		-	-	-
NCAA		-	-	-
Less: Notice of Transfer of Allocations (NTA)* issued		1,829,335,511.96	357,423,556.79	1,986,759,068.75
Total Disbursement Authorities Available		15,250,155,282.98	2,597,270,390.25	17,847,425,673.23
Less:				
Lapsed NCA		1,168,417,458.29	-	1,168,417,458.29
Disbursements		13,316,672,825.85	2,512,319,685.61	15,828,992,511.46
Less: Other Non-Cash Disbursements		25,551.65	-	25,551.65
Disbursements effected through outright deductions from claims		25,551.65	-	25,551.65
*** Overpayment of expenses (e.g. personnel benefits)		25,123.95	-	25,123.95
Restitution for loss of government property		-	-	-
Liquidated damages and similar claims		427.70	-	427.70
Others (e.g. TEF BTr Docs Stamp etc.)		-	-	-
Add/Less: Adjustments (e.g. cancelled/staled checks)		1,584,574.94	101,688.06	1,686,263.00
Balance of Disbursement Authorities as at date		766,675,125.43	85,052,392.70	851,727,518.13
Total Disbursements Program		15,251,739,857.92	2,597,372,078.31	17,849,111,936.23
Less: **Actual Disbursements		13,316,647,274.20	2,512,319,685.61	15,828,966,959.81
(Over)/Under spending		1,935,092,583.72	85,052,392.70	2,020,144,976.42

Notes: \* The use of NTA is discouraged  
\*\* Amounts should tally with the grand total disbursement (column 27).  
\*\*\* Other Non-Cash Disbursements is from CAR.

MONTHLY REPORT OF DISBURSEMENTS  
For the month of November 2023

Department: Department of Environment and Natural Resources (DENR)  
 Agency: Office of the Secretary  
 Operating Unit: ALL  
 Organization Code: 10 001 0100000  
 Fund Cluster: 01 - Regular Agency Fund

Particulars	Current Year Budget					Prior Year's Budget										SUB-TOTAL	Trust Liabilities				Grand Total					Remarks	
	PS	MOOE	FinEx	CO	TOTAL	Prior Year's Accounts Payable					Current Year's Accounts Payable						TOTAL	PS	MOOE	CO	TOTAL	PS	MOOE	FinEx	CO		TOTAL
						PS	MOOE	FinEx	CO	Sub-Total	PS	MOOE	FinEx	CO	Sub-Total												

Certified Correct:

*Dina M. Nillosan*  
 DIÑA M. NILLOSAN  
 Agency Chief Accountant  
 Date: *pe H*

Approved by:

*Imelda R. Dela Cruz*  
 IMELDA R. DELA CRUZ  
 OIC Director, Financial and Management Service  
 Date:

MONTHLY REPORT OF DISBURSEMENTS  
For the month of November 2023


Department: Department of Environment and Natural Resources (DENR)  
Agency: Office of the Secretary  
Operating Unit: ALL  
Organization Code: 10 001 0100000  
Fund Cluster: 02 - Foreign Assisted Projects Fund (GOP)

Particulars	Current Year Budget					Prior Year's Budget											SUB-TOTAL	Trust Liabilities				Grand Total					Remarks
	PS	MOOE	FinEx	CO	TOTAL	Prior Year's Accounts Payable					Current Year's Accounts Payable					TOTAL		PS	MOOE	CO	TOTAL	PS	MOOE	FinEx	CO	TOTAL	
						PS	MOOE	FinEx	CO	Sub-Total	PS	MOOE	FinEx	CO	Sub-Total												
1	2	3	4	5	6=(2+3+4+5)	7	8	9	10	11=(7+8+9+10)	12	13	14	15	16=(12+13+14+15)	17=(11+16)	18=(6+17)	19	20	21	22=(19+20+21)	23	24	25	26	27=(23+24+25+26)	28
CASH DISBURSEMENTS	-	85,936.00	-	-	85,936.00	-	-	-	-	-	-	-	-	-	-	-	85,936.00	-	-	-	-	-	85,936.00	-	-	85,936.00	-
Notice of Cash Allocation (NCA)	-	-	-	-	-	-	-	-	-	-	-	-	-	-	-	-	-	-	-	-	-	-	-	-	-	-	-
MDS Checks Issued	-	-	-	-	-	-	-	-	-	-	-	-	-	-	-	-	-	-	-	-	-	-	-	-	-	-	-
Advice to Debit Account	-	-	-	-	-	-	-	-	-	-	-	-	-	-	-	-	-	-	-	-	-	-	-	-	-	-	-
Notice of Transfer Allocations (NTA)	-	85,936.00	-	-	85,936.00	-	-	-	-	-	-	-	-	-	-	-	85,936.00	-	-	-	-	-	85,936.00	-	-	85,936.00	-
MDS Checks Issued	-	-	-	-	-	-	-	-	-	-	-	-	-	-	-	-	-	-	-	-	-	-	-	-	-	-	-
Advice to Debit Account	-	85,936.00	-	-	85,936.00	-	-	-	-	-	-	-	-	-	-	-	85,936.00	-	-	-	-	-	85,936.00	-	-	85,936.00	-
Working Fund for FAPs	-	-	-	-	-	-	-	-	-	-	-	-	-	-	-	-	-	-	-	-	-	-	-	-	-	-	-
Cash Disbursement Ceiling (CDC)	-	-	-	-	-	-	-	-	-	-	-	-	-	-	-	-	-	-	-	-	-	-	-	-	-	-	-
<b>TOTAL CASH DISBURSEMENTS</b>	-	<b>85,936.00</b>	-	-	<b>85,936.00</b>	-	-	-	-	-	-	-	-	-	-	-	<b>85,936.00</b>	-	-	-	-	-	<b>85,936.00</b>	-	-	<b>85,936.00</b>	-
NON-CASH DISBURSEMENTS	-	416,284.27	-	8,145.28	424,429.55	-	5,528,434.50	-	295,880.25	5,824,314.75	-	-	-	-	-	5,824,314.75	6,248,744.30	-	-	-	-	-	5,944,718.77	-	304,025.53	6,248,744.30	-
Tax Remittance Advices Issued (TRA)	-	416,284.27	-	8,145.28	424,429.55	-	5,528,434.50	-	295,880.25	5,824,314.75	-	-	-	-	-	5,824,314.75	6,248,744.30	-	-	-	-	-	5,944,718.77	-	304,025.53	6,248,744.30	-
Non-Cash Availment Authority (NCAA)	-	-	-	-	-	-	-	-	-	-	-	-	-	-	-	-	-	-	-	-	-	-	-	-	-	-	-
Disbursements effected through outright deduction	-	-	-	-	-	-	-	-	-	-	-	-	-	-	-	-	-	-	-	-	-	-	-	-	-	-	-
Overpayment of expenses(e.g. personnel benefit)	-	-	-	-	-	-	-	-	-	-	-	-	-	-	-	-	-	-	-	-	-	-	-	-	-	-	-
Restitution for loss of government property	-	-	-	-	-	-	-	-	-	-	-	-	-	-	-	-	-	-	-	-	-	-	-	-	-	-	-
Liquidated damages and similar claims	-	-	-	-	-	-	-	-	-	-	-	-	-	-	-	-	-	-	-	-	-	-	-	-	-	-	-
Others(TEF BTR-Documentary Stamp Tax etc.)	-	-	-	-	-	-	-	-	-	-	-	-	-	-	-	-	-	-	-	-	-	-	-	-	-	-	-
<b>TOTAL NON-CASH DISBURSEMENTS</b>	-	<b>416,284.27</b>	-	<b>8,145.28</b>	<b>424,429.55</b>	-	<b>5,528,434.50</b>	-	<b>295,880.25</b>	<b>5,824,314.75</b>	-	-	-	-	-	<b>5,824,314.75</b>	<b>6,248,744.30</b>	-	-	-	-	-	<b>5,944,718.77</b>	-	<b>304,025.53</b>	<b>6,248,744.30</b>	-
<b>GRAND TOTAL</b>	-	<b>502,220.27</b>	-	<b>8,145.28</b>	<b>510,365.55</b>	-	<b>5,528,434.50</b>	-	<b>295,880.25</b>	<b>5,824,314.75</b>	-	-	-	-	-	<b>5,824,314.75</b>	<b>6,334,680.30</b>	-	-	-	-	-	<b>6,030,654.77</b>	-	<b>304,025.53</b>	<b>6,334,680.30</b>	-

SUMMARY	Particulars	Previous Report	This Month	As at Date
(1)	(2)	(3)	(4)	(5)
Total Disbursement Authorities Received	146,853,298.87	6,248,744.30	153,102,043.17	
NCA	60,759,322.00	-	60,759,322.00	
NTA	60,348,768.71	-	60,348,768.71	
Working Fund	-	-	-	
TRA	25,745,208.16	6,248,744.30	31,993,952.46	
CDC	-	-	-	
NCAA	-	-	-	
Less: Notice of Transfer of Allocations (NTA)* issued	60,831,812.71	-	60,831,812.71	
Total Disbursement Authorities Available	86,021,486.16	6,248,744.30	92,270,230.46	
Less:				
Lapsed NCA	2,656,577.92	-	2,656,577.92	
Disbursements	83,220,376.86	6,334,680.30	89,555,057.16	
Less: Other Non-Cash Disbursements	-	-	-	
Disbursements effected through outright deductions from claims	-	-	-	
*** Overpayment of expenses(e.g. personnel benefits)	-	-	-	
Restitution for loss of government property	-	-	-	
Liquidated damages and similar claims	-	-	-	
Others (e.g. TEF BTR Docs Stamp etc.)	-	-	-	
Add/Less: Adjustments (e.g. cancelled/staled checks)	(23,079.37)	-	(23,079.37)	
Balance of Disbursement Authorities as at date	121,452.01	(85,936.00)	35,516.01	
Total Disbursements Program	85,998,406.79	6,248,744.30	92,247,151.09	
Less: **Actual Disbursements	83,220,376.86	6,334,680.30	89,555,057.16	
(Over)/Under spending	2,778,029.93	(85,936.00)	2,692,093.93	

Notes: \* The use of NTA is discouraged  
\*\* Amounts should tally with the grand total disbursement (column 27).

Certified Correct:

  
DIÑA M. NILLOSAN  
Agency Chief Accountant  
Date: 

Approved by:

  
IMELDA R. DELA CRUZ  
OIC Director, Financial and Management Service  
Date:

MONTHLY REPORT OF DISBURSEMENTS  
For the month of November 2023



Department: Department of Environment and Natural Resources (DENR)  
Agency: Office of the Secretary  
Operating Unit: ALL  
Organization Code: 10 001 0100000  
Fund Cluster: 02 - Foreign Assisted Projects Fund (LP)

Particulars	Current Year Budget					Prior Year's Budget											SUB-TOTAL	Trust Liabilities				Grand Total					Remarks
	PS	MOOE	FinEx	CO	TOTAL	Prior Year's Accounts Payable					Current Year's Accounts Payable					TOTAL		PS	MOOE	CO	TOTAL	PS	MOOE	FinEx	CO	TOTAL	
						PS	MOOE	FinEx	CO	Sub-Total	PS	MOOE	FinEx	CO	Sub-Total												
1	2	3	4	5	6=(2+3+4+5)	7	8	9	10	11=(7+8+9+10)	12	13	14	15	16=(12+13+14+15)	17=(11+16)	18=(6+17)	19	20	21	22=(19+20+21)	23	24	25	26	27=(23+24+25+26)	28
CASH DISBURSEMENTS	-	1,909,803.65	-	150,324.70	2,060,128.35	-	105,732.00	-	35,254,540.37	35,360,272.37	-	123,354.00	-	3,965,523.58	4,088,877.58	39,449,149.95	41,509,278.30	-	-	-	-	-	-	2,138,889.65	-	39,370,388.65	41,509,278.30
Notice of Cash Allocation (NCA)	-	-	-	-	-	-	-	-	-	-	-	-	-	-	-	-	-	-	-	-	-	-	-	-	-	-	-
MDS Checks Issued	-	-	-	-	-	-	-	-	-	-	-	-	-	-	-	-	-	-	-	-	-	-	-	-	-	-	-
Advice to Debit Account	-	-	-	-	-	-	-	-	-	-	-	-	-	-	-	-	-	-	-	-	-	-	-	-	-	-	-
Notice of Transfer Allocations (NTA)	-	-	-	-	-	-	-	-	-	-	-	-	-	-	-	-	-	-	-	-	-	-	-	-	-	-	-
MDS Checks Issued	-	-	-	-	-	-	-	-	-	-	-	-	-	-	-	-	-	-	-	-	-	-	-	-	-	-	-
Advice to Debit Account	-	-	-	-	-	-	-	-	-	-	-	-	-	-	-	-	-	-	-	-	-	-	-	-	-	-	-
Working Fund for FAPs	-	1,909,803.65	-	150,324.70	2,060,128.35	-	105,732.00	-	35,254,540.37	35,360,272.37	-	123,354.00	-	3,965,523.58	4,088,877.58	39,449,149.95	41,509,278.30	-	-	-	-	-	-	2,138,889.65	-	39,370,388.65	41,509,278.30
Cash Disbursement Ceiling (CDC)	-	-	-	-	-	-	-	-	-	-	-	-	-	-	-	-	-	-	-	-	-	-	-	-	-	-	-
<b>TOTAL CASH DISBURSEMENTS</b>	-	<b>1,909,803.65</b>	-	<b>150,324.70</b>	<b>2,060,128.35</b>	-	<b>105,732.00</b>	-	<b>35,254,540.37</b>	<b>35,360,272.37</b>	-	<b>123,354.00</b>	-	<b>3,965,523.58</b>	<b>4,088,877.58</b>	<b>39,449,149.95</b>	<b>41,509,278.30</b>	-	-	-	-	-	-	<b>2,138,889.65</b>	-	<b>39,370,388.65</b>	<b>41,509,278.30</b>
NON-CASH DISBURSEMENTS	-	-	-	-	-	-	-	-	-	-	-	-	-	-	-	-	-	-	-	-	-	-	-	-	-	-	-
Tax Remittance Advices Issued (TRA)	-	-	-	-	-	-	-	-	-	-	-	-	-	-	-	-	-	-	-	-	-	-	-	-	-	-	-
Non-Cash Availment Authority (NCAA)	-	-	-	-	-	-	-	-	-	-	-	-	-	-	-	-	-	-	-	-	-	-	-	-	-	-	-
Disbursements effected through outright deduction	-	-	-	-	-	-	-	-	-	-	-	-	-	-	-	-	-	-	-	-	-	-	-	-	-	-	-
Overpayment of expenses(e.g. personnel benefi	-	-	-	-	-	-	-	-	-	-	-	-	-	-	-	-	-	-	-	-	-	-	-	-	-	-	-
Restitution for loss of government property	-	-	-	-	-	-	-	-	-	-	-	-	-	-	-	-	-	-	-	-	-	-	-	-	-	-	-
Liquidated damages and similar claims	-	-	-	-	-	-	-	-	-	-	-	-	-	-	-	-	-	-	-	-	-	-	-	-	-	-	-
Others(TEF BTr-Documetary Stamp Tax etc.)	-	-	-	-	-	-	-	-	-	-	-	-	-	-	-	-	-	-	-	-	-	-	-	-	-	-	-
<b>TOTAL NON-CASH DISBURSEMENTS</b>	-	-	-	-	-	-	-	-	-	-	-	-	-	-	-	-	-	-	-	-	-	-	-	-	-	-	-
<b>GRAND TOTAL</b>	-	<b>1,909,803.65</b>	-	<b>150,324.70</b>	<b>2,060,128.35</b>	-	<b>105,732.00</b>	-	<b>35,254,540.37</b>	<b>35,360,272.37</b>	-	<b>123,354.00</b>	-	<b>3,965,523.58</b>	<b>4,088,877.58</b>	<b>39,449,149.95</b>	<b>41,509,278.30</b>	-	-	-	-	-	-	<b>2,138,889.65</b>	-	<b>39,370,388.65</b>	<b>41,509,278.30</b>

SUMMARY	Particulars	Previous Report	This Month	As at Date
(1)	(2)	(3)	(4)	(5)
Total Disbursement Authorities Received		560,939,433.23	53,952,154.68	614,891,587.91
NCA		-	-	-
NTA		269,613,360.54	38,363,841.07	307,977,201.61
Working Fund		291,326,072.69	15,568,313.61	306,894,386.30
TRA		-	-	-
CDC		-	-	-
NCAA		-	-	-
Less: Notice of Transfer of Allocations (NTA)* issued		249,822,326.00	44,000,000.00	293,822,326.00
Total Disbursement Authorities Available		311,117,107.23	9,952,154.68	321,069,261.91
Less:		-	-	-
Lapsed NCA		-	-	-
Disbursements		262,361,659.92	41,509,278.30	303,870,938.22
Less: Other Non-Cash Disbursements		-	-	-
Disbursements effected through outright deductions from claims		-	-	-
*** Overpayment of expenses(e.g. personnel benefits)		-	-	-
Restitution for loss of government property		-	-	-
Liquidated damages and similar claims		-	-	-
Others (e.g. TEF BTr Docs Stamp etc.)		9,236,358.37	-	9,236,358.37
Add/Less: Adjustments (e.g. cancelled/staled checks)		51,476.85	-	51,476.85
Balance of Disbursement Authorities as at date		39,519,460.59	(31,557,123.62)	7,962,336.97
Total Disbursements Program		311,143,031.48	9,952,154.68	321,095,186.16
Less: **Actual Disbursements		271,623,570.89	41,509,278.30	313,132,849.19
(Over)/Under spending		39,519,460.59	(31,557,123.62)	7,962,336.97

Notes: \* The use of NTA is discouraged  
\*\* Amounts should tally with the grand total disbursement (column 27).

Certified Correct:

  
DIÑA M. NILLOSAN  
Agency Chief Accountant  
Date: 

Approved by:

  
IMELDA R. DELA CRUZ  
OIC Director, Financial and Management Service  
Date:

**MONTHLY REPORT OF DISBURSEMENTS**  
For the month of November 2023

Department: Department of Environment and Natural Resources (DENR)  
 Agency: Office of the Secretary  
 Operating Unit: ALL  
 Organization Code: 10 001 0100000  
 Fund Cluster: 03 - Special Account - Locally Funded

Particulars	Current Year Budget					Prior Year's Budget											SUB-TOTAL	Trust Liabilities				Grand Total					Remarks	
	PS	MOOE	FinEx	CO	TOTAL	Prior Year's Accounts Payable					Current Year's Accounts Payable					TOTAL		PS	MOOE	CO	TOTAL	PS	MOOE	FinEx	CO	TOTAL		
						PS	MOOE	FinEx	CO	Sub-Total	PS	MOOE	FinEx	CO	Sub-Total													18=(6+17)
1	2	3	4	5	6=(2+3+4+5)	7	8	9	10	11=(7+8+9+10)	12	13	14	15	16=(12+13+14+15)	17=(11+16)	18=(6+17)	19	20	21	22=(19+20+21)	23	24	25	26	27=(23+24+25+26)	28	
CASH DISBURSEMENTS		55,070.14		1,513,339.28	1,568,409.42												1,568,409.42						55,070.14		1,513,339.28	1,568,409.42		
Notice of Cash Allocation (NCA)		55,070.14		1,513,339.28	1,568,409.42												1,568,409.42						55,070.14		1,513,339.28	1,568,409.42		
MDS Checks Issued																												
Advice to Debit Account		55,070.14		1,513,339.28	1,568,409.42												1,568,409.42						55,070.14		1,513,339.28	1,568,409.42		
Notice of Transfer Allocations (NTA)																												
MDS Checks Issued																												
Advice to Debit Account																												
Working Fund for FAPs																												
Cash Disbursement Ceiling (CDC)																												
<b>TOTAL CASH DISBURSEMENTS</b>		<b>55,070.14</b>		<b>1,513,339.28</b>	<b>1,568,409.42</b>												<b>1,568,409.42</b>						<b>55,070.14</b>		<b>1,513,339.28</b>	<b>1,568,409.42</b>		
NON-CASH DISBURSEMENTS		68,859.38		85,660.72	152,520.10												152,520.10						68,859.38		85,660.72	152,520.10		
Tax Remittance Advices Issued (TRA)		68,859.38		85,660.72	152,520.10												152,520.10						68,859.38		85,660.72	152,520.10		
Non-Cash Availment Authority (NCAA)																												
Disbursements effected through outright deductions fr																												
Overpayment of expenses(e.g. personnel benefits)																												
Restitution for loss of government property																												
Liquidated damages and similar claims																												
Others(TEF BTR-Documentary Stamp Tax etc.)																												
<b>TOTAL NON-CASH DISBURSEMENTS</b>		<b>68,859.38</b>		<b>85,660.72</b>	<b>152,520.10</b>												<b>152,520.10</b>						<b>68,859.38</b>		<b>85,660.72</b>	<b>152,520.10</b>		
<b>GRAND TOTAL</b>		<b>121,929.52</b>		<b>1,599,000.00</b>	<b>1,720,929.52</b>												<b>1,720,929.52</b>						<b>121,929.52</b>		<b>1,599,000.00</b>	<b>1,720,929.52</b>		

SUMMARY				
Particulars	Previous Report	This Month	As at Date	
(1)	(2)	(3)	(4)	
Total Disbursement Authorities Received	23,649,009.58	4,267,118.10	27,916,127.68	
NCA	22,954,726.00	4,114,598.00	27,069,324.00	
NTA	-	-	-	
Working Fund	-	-	-	
TRA	694,283.58	152,520.10	846,803.68	
CDC	-	-	-	
NCAA	-	-	-	
Less: Notice of Transfer of Allocations (NTA)* issued	-	-	-	
Total Disbursement Authorities Available	23,649,009.58	4,267,118.10	27,916,127.68	
Less:				
Lapsed NCA	4,805,455.04	-	4,805,455.04	
Disbursements	13,039,246.74	1,720,929.52	14,760,176.26	
Less: Other Non-Cash Disbursements				
Disbursements effected through outright deductions from claims	-	-	-	
Overpayment of expenses(e.g. personnel benefits)	-	-	-	
Restitution for loss of government property	-	-	-	
Liquidated damages and similar claims	-	-	-	
Others (e.g. TEF BTR Docs Stamp etc.)	-	-	-	
Add/Less: Adjustments (e.g. cancelled/staled checks)				
Balance of Disbursement Authorities as at date***	5,804,307.80	2,546,188.58	8,350,496.38	
Total Disbursements Program	23,649,009.58	4,267,118.10	27,916,127.68	
Less: **Actual Disbursements	13,039,246.74	1,720,929.52	14,760,176.26	
(Over)/Under spending	10,609,762.84	2,546,188.58	13,155,951.42	


Notes: \* The use of NTA is discouraged  
 \*\* Amounts should tally with the grand total disbursement (column 27).  
 \*\*\*Balance of Disbursement Authorities as at date is from Region 13. Re: To cover the procurement of one unit motor vehicle for Agusan Marsh Wildlife Sanctuary (PLDT SMART Funding Project - 03 104 334)

**MONTHLY REPORT OF DISBURSEMENTS**  
For the month of November 2023

Department: Department of Environment and Natural Resources (DENR)  
 Agency: Office of the Secretary  
 Operating Unit: ALL  
 Organization Code: 10 001 0100000  
 Fund Cluster: 03 - Special Account - Locally Funded

Particulars	Current Year Budget					Prior Year's Budget										SUB-TOTAL	Trust Liabilities				Grand Total					Remarks	
	PS	MOOE	FinEx	CO	TOTAL	Prior Year's Accounts Payable					Current Year's Accounts Payable						TOTAL	PS	MOOE	CO	TOTAL	PS	MOOE	FinEx	CO		TOTAL
						PS	MOOE	FinEx	CO	Sub-Total	PS	MOOE	FinEx	CO	Sub-Total												

Certified Correct:

  
**DINA M. NILLOSAN**  
 Agency Chief Accountant  
 Date: *pa 4*

Approved by:

  
**IMELDA R. DELA CRUZ**  
 OIC Director, Financial and Management Service  
 Date:

MONTHLY REPORT OF DISBURSEMENTS  
For the month of November 2023

Department: Department of Environment and Natural Resources (DENR)  
Agency: Office of the Secretary  
Operating Unit: ALL  
Organization Code: 10 001 0100000  
Fund Cluster: 04 - Special Account - Foreign Assisted/Grant

Particulars	Current Year Budget					Prior Year's Budget											SUB-TOTAL	Trust Liabilities				Grand Total					Remarks
	PS	MOOE	FinEx	CO	TOTAL	Prior Year's Accounts Payable					Current Year's Accounts Payable					TOTAL		PS	MOOE	CO	TOTAL	PS	MOOE	FinEx	CO	TOTAL	
						PS	MOOE	FinEx	CO	Sub-Total	PS	MOOE	FinEx	CO	Sub-Total												
1	2	3	4	5	6=(2+3+4+5)	7	8	9	10	11=(7+8+9+10)	12	13	14	15	16=(12+13+14+15)	17=(11+16)	18=(6+17)	19	20	21	22=(19+20+21)	23	24	25	26	27=(23+24+25+26)	28
CASH DISBURSEMENTS																											
Notice of Cash Allocation (NCA)																											
MDS Checks Issued																											
Advice to Debit Account																											
Notice of Transfer Allocations (NTA)																											
MDS Checks Issued																											
Advice to Debit Account																											
Working Fund for FAPs																											
Cash Disbursement Ceiling (CDC)																											
<b>TOTAL CASH DISBURSEMENTS</b>																											
NON-CASH DISBURSEMENTS																											
Tax Remittance Advices Issued (TRA)																											
Non-Cash Availment Authority (NCAA)																											
Disbursements effected through outright deductions from																											
Overpayment of expenses(e.g. personnel benefits)																											
Restitution for loss of government property																											
Liquidated damages and similar claims																											
Others(TEF BTr-Documentary Stamp Tax etc.)																											
<b>TOTAL NON-CASH DISBURSEMENTS</b>																											
<b>GRAND TOTAL</b>																											


SUMMARY	Particulars	Previous Report	This Month	As at Date
	(1)	(2)	(3)	(4)
Total Disbursement Authorities Received		55,208,309.88	30,000,000.00	85,208,309.88
NCA		-	-	-
NTA		-	-	-
Working Fund		55,208,309.88	30,000,000.00	85,208,309.88
TRA		-	-	-
CDC		-	-	-
NCAA		-	-	-
Less: Notice of Transfer of Allocations (NTA)* issued		49,233,120.01	29,980,000.00	79,223,120.01
Total Disbursement Authorities Available		5,975,189.87	10,000.00	5,985,189.87
Less:				
Lapsed NCA		-	-	-
Disbursements		-	-	-
Less: Other Non-Cash Disbursements		-	-	-
Disbursements effected through outright deductions from claims		-	-	-
*** Overpayment of expenses(e.g. personnel benefits)		-	-	-
Restitution for loss of government property		-	-	-
Liquidated damages and similar claims		-	-	-
Others (e.g. TEF BTr Docs Stamp etc.)		-	-	-
***Add/Less: Adjustments (e.g. cancelled/staled checks)		-	(5,975,189.87)	(5,975,189.87)
Balance of Disbursement Authorities as at date		5,975,189.87	(5,965,189.87)	10,000.00
Total Disbursements Program		5,975,189.87	10,000.00	5,985,189.87
Less: **Actual Disbursements		-	5,975,189.87	5,975,189.87
(Over)/Under spending		5,975,189.87	(5,965,189.87)	10,000.00

Notes: \* The use of NTA is discouraged  
\*\* Amounts should tally with the grand total disbursement (column 27).  
\*\*\*Returned to UNDP as per memo request by FASPS dated 10 October 2023 for the remittance of unliquidated cash advance.

Certified Correct:

  
DINA M. NILLOSAN  
Agency Chief Accountant  
Date: 10/11/23

Approved by:

  
IMELDA R. DELA CRUZ  
OIC Director, Financial and Management Service  
Date:

MONTHLY REPORT OF DISBURSEMENTS  
For the month of November 2023



Department: Department of Environment and Natural Resources (DENR)  
Agency: Office of the Secretary  
Operating Unit: ALL  
Organization Code: 10 001 0100000  
Fund Cluster: 07 - Trust Fund

Particulars	Current Year Budget					Prior Year's Budget											SUB-TOTAL	Trust Liabilities				Grand Total					Remarks	
	PS	MOOE	FinEx	CO	TOTAL 6=(2+3+4+5)	Prior Year's Accounts Payable					Current Year's Accounts Payable					TOTAL		PS	MOOE	CO	TOTAL	PS	MOOE	FinEx	CO	TOTAL		27=(23+24+25+26)
						PS	MOOE	FinEx	CO	Sub-Total 11=(7+8+9+10)	PS	MOOE	FinEx	CO	Sub-Total 16=(12+13+14+15)													
1	2	3	4	5	6	7	8	9	10	11	12	13	14	15	16	17	18	19	20	21	22	23	24	25	26	27	28	
CASH DISBURSEMENTS	-	-	-	-	-	-	-	-	-	-	-	-	-	-	-	-	-	-	-	-	-	-	-	-	-	-	-	
Notice of Cash Allocation (NCA)	-	-	-	-	-	-	-	-	-	-	-	-	-	-	-	-	-	-	-	-	-	-	-	-	-	-	-	
MDS Checks Issued	-	-	-	-	-	-	-	-	-	-	-	-	-	-	-	-	-	-	-	-	-	-	-	-	-	-	-	
Advice to Debit Account	-	-	-	-	-	-	-	-	-	-	-	-	-	-	-	-	-	-	-	-	-	-	-	-	-	-	-	
Notice of Transfer Allocations (NTA)	-	-	-	-	-	-	-	-	-	-	-	-	-	-	-	-	-	-	-	-	-	-	-	-	-	-	-	
MDS Checks Issued	-	-	-	-	-	-	-	-	-	-	-	-	-	-	-	-	-	-	-	-	-	-	-	-	-	-	-	
Advice to Debit Account	-	-	-	-	-	-	-	-	-	-	-	-	-	-	-	-	-	-	-	-	-	-	-	-	-	-	-	
Working Fund for FAPs	-	-	-	-	-	-	-	-	-	-	-	-	-	-	-	-	-	-	-	-	-	-	-	-	-	-	-	
Cash Disbursement Ceiling (CDC)	-	-	-	-	-	-	-	-	-	-	-	-	-	-	-	-	-	-	-	-	-	-	-	-	-	-	-	
<b>TOTAL CASH DISBURSEMENTS</b>	-	-	-	-	-	-	-	-	-	-	-	-	-	-	-	-	-	-	-	-	-	-	-	-	-	-	-	
NON-CASH DISBURSEMENTS	-	-	-	-	-	-	-	-	-	-	-	-	-	-	-	-	-	-	-	-	-	-	-	-	-	-	-	
Tax Remittance Advices Issued (TRA)	-	-	-	-	-	-	-	-	-	-	-	-	-	-	-	-	-	-	-	-	-	-	-	-	-	-	-	
Non-Cash Availment Authority (NCAA)	-	-	-	-	-	-	-	-	-	-	-	-	-	-	-	-	-	-	-	-	-	-	-	-	-	-	-	
Disbursements effected through outright deductions from	-	-	-	-	-	-	-	-	-	-	-	-	-	-	-	-	-	-	-	-	-	-	-	-	-	-	-	
Overpayment of expenses(e.g. personnel benefits)	-	-	-	-	-	-	-	-	-	-	-	-	-	-	-	-	-	-	-	-	-	-	-	-	-	-	-	
Restitution for loss of government property	-	-	-	-	-	-	-	-	-	-	-	-	-	-	-	-	-	-	-	-	-	-	-	-	-	-	-	
Liquidated damages and similar claims	-	-	-	-	-	-	-	-	-	-	-	-	-	-	-	-	-	-	-	-	-	-	-	-	-	-	-	
Others(TEF BTr-Documentary Stamp Tax etc.)	-	-	-	-	-	-	-	-	-	-	-	-	-	-	-	-	-	-	-	-	-	-	-	-	-	-	-	
<b>TOTAL NON-CASH DISBURSEMENTS</b>	-	-	-	-	-	-	-	-	-	-	-	-	-	-	-	-	-	-	-	-	-	-	-	-	-	-	-	
<b>GRAND TOTAL</b>	-	-	-	-	-	-	-	-	-	-	-	-	-	-	-	-	-	-	-	-	-	-	-	-	-	-	-	

SUMMARY Particulars	Previous Report	This Month	As at Date
	(2)	(3)	(4)
Total Disbursement Authorities Received	17,290,308.25	260,224.40	17,550,532.65
NCA	16,880,528.00	231,375.00	17,111,901.00
NTA	-	-	-
Working Fund	-	-	-
TRA	409,782.25	28,849.40	438,631.65
CDC	-	-	-
NCAA	-	-	-
Less: Notice of Transfer of Allocations (NTA)* issued	760,000.00	-	760,000.00
Total Disbursement Authorities Available	16,530,308.25	280,224.40	16,790,532.65
Less:	-	-	-
Lapsed NCA	1.19	-	1.19
Disbursements	12,868,927.94	1,972,876.19	14,841,804.13
Less: Other Non-Cash Disbursements	-	-	-
Disbursements effected through outright deductions from claims	-	-	-
*** Overpayment of expenses(e.g. personnel benefits)	-	-	-
Restitution for loss of government property	-	-	-
Liquidated damages and similar claims	-	-	-
Others (e.g. TEF BTr Docs Stamp etc.)	-	-	-
Add/Less: Adjustments (e.g. cancelled/staled checks)	-	-	-
Balance of Disbursement Authorities as at date	3,661,379.12	(1,712,651.79)	1,948,727.33
Total Disbursements Program	16,530,308.25	280,224.40	16,790,532.65
Less: **Actual Disbursements	12,868,927.94	1,972,876.19	14,841,804.13
(Over)/Under spending	3,661,380.31	(1,712,651.79)	1,948,728.52

Notes: \* The use of NTA is discouraged  
\*\* Amounts should tally with the grand total disbursement (column 27).

Certified Correct:

  
DIÑA M. NILLOSAN  
Agency Chief Accountant  
Date: 

Approved by:

  
IMELDA R. DELA CRUZ  
OIC Director, Financial and Management Service  
Date: