



MONTHLY REPORT OF DISBURSEMENTS  
For the month of July 2023

Department: Department of Environment and Natural Resources (DENR)  
Agency: Office of the Secretary  
Operating Unit: ALL  
Organization Code: 10 001 0100000  
Fund Cluster: 02 - Foreign Assisted Projects Fund (GOP)

Particulars	Current Year Budget					Prior Year's Budget											SUB-TOTAL	Trust Liabilities				Grand Total					Remarks	
	PS	MOOE	FinEx	CO	TOTAL	Prior Year's Accounts Payable					Current Year's Accounts Payable							TOTAL	PS	MOOE	CO	TOTAL	PS	MOOE	FinEx	CO		TOTAL
						PS	MOOE	FinEx	CO	Sub-Total	PS	MOOE	FinEx	CO	Sub-Total	PS												
1	2	3	4	5	6=(2+3+4+5)	7	8	9	10	11=(7+8+9+10)	12	13	14	15	16=(12+13+14+15)	17=(11+16)	18=(6+17)	19	20	21	22=(19+20+21)	23	24	25	26	27=(23+24+25+26)	28	
CASH DISBURSEMENTS		100,287.00			100,287.00												100,287.00											
Notice of Cash Allocation (NCA)																												
MDS Checks Issued																												
Advice to Debit Account																												
Notice of Transfer Allocations (NTA)		100,287.00			100,287.00												100,287.00											
MDS Checks Issued		(1,509.26)			(1,509.26)												(1,509.26)											
Advice to Debit Account		101,796.26			101,796.26												101,796.26											
Working Fund for FAPs																												
Cash Disbursement Ceiling (CDC)																												
<b>TOTAL CASH DISBURSEMENTS</b>		<b>100,287.00</b>			<b>100,287.00</b>												<b>100,287.00</b>											
NON-CASH DISBURSEMENTS	226,248.03	12,638,903.64			12,865,151.67	169,642.86	92,737.99		4,260,923.85	4,523,304.70		19,250.00			19,250.00	4,542,554.70	17,407,706.37					395,890.89	12,750,891.63		4,260,923.85	17,407,706.37		
Tax Remittance Advices Issued (TRA)	226,248.03	12,638,903.64			12,865,151.67	169,642.86	92,737.99		4,260,923.85	4,523,304.70		19,250.00			19,250.00	4,542,554.70	17,407,706.37					395,890.89	12,750,891.63		4,260,923.85	17,407,706.37		
Non-Cash Availment Authority (NCAA)																												
Disbursements effected through outright deduction																												
Overpayment of expenses(e.g. personnel benefit)																												
Restitution for loss of government property																												
Liquidated damages and similar claims																												
Others(TEF BTr Documentary Stamp Tax etc.)																												
<b>TOTAL NON-CASH DISBURSEMENTS</b>	<b>226,248.03</b>	<b>12,638,903.64</b>			<b>12,865,151.67</b>	<b>169,642.86</b>	<b>92,737.99</b>		<b>4,260,923.85</b>	<b>4,523,304.70</b>		<b>19,250.00</b>			<b>19,250.00</b>	<b>4,542,554.70</b>	<b>17,407,706.37</b>					<b>395,890.89</b>	<b>12,750,891.63</b>		<b>4,260,923.85</b>	<b>17,407,706.37</b>		
<b>GRAND TOTAL</b>	<b>226,248.03</b>	<b>12,739,190.64</b>			<b>12,965,438.67</b>	<b>169,642.86</b>	<b>92,737.99</b>		<b>4,260,923.85</b>	<b>4,523,304.70</b>		<b>19,250.00</b>			<b>19,250.00</b>	<b>4,542,554.70</b>	<b>17,607,993.37</b>					<b>395,890.89</b>	<b>12,851,178.63</b>		<b>4,260,923.85</b>	<b>17,607,993.37</b>		

SUMMARY

Particulars	Previous Report	This Month	As at Date
(1)	(2)	(3)	(4)
Total Disbursement Authorities Received	129,168,383.00	17,407,706.37	146,574,089.37
NCA	60,759,322.00	-	60,759,322.00
NTA	60,348,768.71	-	60,348,768.71
Working Fund	-	-	-
TRA	8,058,292.29	17,407,706.37	25,465,998.66
CDC	-	-	-
NCAA	-	-	-
Less: Notice of Transfer of Allocations (NTA)* Issued	60,831,812.71	-	60,831,812.71
Total Disbursement Authorities Available	68,334,570.29	17,407,706.37	85,742,276.66
Less:			
Lapsed NCA	1,731,598.84	-	1,731,598.84
Disbursements	65,332,106.58	17,507,993.37	82,840,099.95
Less: Other Non-Cash Disbursements			
Disbursements effected through outright deductions from claims	-	-	-
*** Overpayment of expenses(e.g. personnel benefits)	-	-	-
Restitution for loss of government property	-	-	-
Liquidated damages and similar claims	-	-	-
Others (e.g. TEF BTr Docs Stamp etc.)	-	-	-
Add/Less: Adjustments (e.g. cancelled/staled checks)	639.00	(1,509.26)	(870.26)
Balance of Disbursement Authorities as at date	1,271,503.87	(101,796.26)	1,169,707.61
Total Disbursements Program	68,335,209.29	17,406,197.11	85,741,406.40
Less: **Actual Disbursements	65,332,106.58	17,507,993.37	82,840,099.95
(Over)/Under spending	3,003,102.71	(101,796.26)	2,901,306.45

Notes: \* The use of NTA is discouraged  
\*\* Amounts should tally with the grand total disbursement (column 27).  
\*\*\* Other Non-Cash Disbursements is from CAR.

Certified Correct:

*Donna M. Nillosan*  
DIÑA M. NILLOSAN  
Agency Chief Accountant  
Date: *p H*

Recommending Approval:

*Imelda R. Dela Cruz*  
IMELDA R. DELA CRUZ  
OIC Director, Financial and Management Service  
Date:

Approved by:

*Nonita S. Caguioa*  
ENGR. NONITA S. CAGUIOA  
Assistant Secretary  
Finance, Information Systems and Mining Concerns  
Date:

MONTHLY REPORT OF DISBURSEMENTS  
For the month of July 2023

Department: Department of Environment and Natural Resources (DENR)  
Agency: Office of the Secretary  
Operating Unit: ALL  
Organization Code: 10 001 0100000  
Fund Cluster: 02 - Foreign Assisted Projects Fund (LP)

Particulars	Current Year Budget					Prior Year's Budget											SUB-TOTAL	Trust Liabilities				Grand Total					Remarks	
	PS	MOOE	FinEx	CO	TOTAL	Prior Year's Accounts Payable					Current Year's Accounts Payable					TOTAL		PS	MOOE	CO	TOTAL	PS	MOOE	FinEx	CO	TOTAL		
						PS	MOOE	FinEx	CO	Sub-Total	PS	MOOE	FinEx	CO	Sub-Total													
1	2	3	4	5	6=(2+3+4+5)	7	8	9	10	11=(7+8+9+10)	12	13	14	15	16=(12+13+14+15)	17=(11+16)	18=(6+17)	19	20	21	22=(19+20+21)	23	24	25	26	27=(23+24+25+26)	28	
CASH DISBURSEMENTS	-	508,943.53	-	-	508,943.53	-	7,910,836.53	-	18,927,973.17	26,838,809.70	-	795,166.02	-	5,081,340.85	5,876,506.87	32,715,316.57	33,224,260.10	-	-	-	-	-	9,214,946.08	-	24,009,314.02	-	33,224,260.10	
Notice of Cash Allocation (NCA)	-	-	-	-	-	-	-	-	-	-	-	-	-	-	-	-	-	-	-	-	-	-	-	-	-	-	-	
MDS Checks Issued	-	-	-	-	-	-	-	-	-	-	-	-	-	-	-	-	-	-	-	-	-	-	-	-	-	-	-	
Advice to Debit Account	-	-	-	-	-	-	-	-	-	-	-	-	-	-	-	-	-	-	-	-	-	-	-	-	-	-	-	
Notice of Transfer Allocations (NTA)	-	-	-	-	-	-	-	-	-	-	-	-	-	-	-	-	-	-	-	-	-	-	-	-	-	-	-	
MDS Checks Issued	-	-	-	-	-	-	-	-	-	-	-	-	-	-	-	-	-	-	-	-	-	-	-	-	-	-	-	
Advice to Debit Account	-	-	-	-	-	-	-	-	-	-	-	-	-	-	-	-	-	-	-	-	-	-	-	-	-	-	-	
Working Fund for FAPs	-	508,943.53	-	-	508,943.53	-	7,910,836.53	-	18,927,973.17	26,838,809.70	-	795,166.02	-	5,081,340.85	5,876,506.87	32,715,316.57	33,224,260.10	-	-	-	-	-	9,214,946.08	-	24,009,314.02	-	33,224,260.10	
Cash Disbursement Ceiling (CDC)	-	-	-	-	-	-	-	-	-	-	-	-	-	-	-	-	-	-	-	-	-	-	-	-	-	-	-	
<b>TOTAL CASH DISBURSEMENTS</b>	-	<b>508,943.53</b>	-	-	<b>508,943.53</b>	-	<b>7,910,836.53</b>	-	<b>18,927,973.17</b>	<b>26,838,809.70</b>	-	<b>795,166.02</b>	-	<b>5,081,340.85</b>	<b>5,876,506.87</b>	<b>32,715,316.57</b>	<b>33,224,260.10</b>	-	-	-	-	-	<b>9,214,946.08</b>	-	<b>24,009,314.02</b>	-	<b>33,224,260.10</b>	
NON-CASH DISBURSEMENTS	-	-	-	-	-	-	-	-	-	-	-	-	-	-	-	-	-	-	-	-	-	-	-	-	-	-	-	
Tax Remittance Advices Issued (TRA)	-	-	-	-	-	-	-	-	-	-	-	-	-	-	-	-	-	-	-	-	-	-	-	-	-	-	-	
Non-Cash Availment Authority (NCAA)	-	-	-	-	-	-	-	-	-	-	-	-	-	-	-	-	-	-	-	-	-	-	-	-	-	-	-	
Disbursements effected through outright deduction	-	-	-	-	-	-	-	-	-	-	-	-	-	-	-	-	-	-	-	-	-	-	-	-	-	-	-	
Overpayment of expenses(e.g. personnel benefit)	-	-	-	-	-	-	-	-	-	-	-	-	-	-	-	-	-	-	-	-	-	-	-	-	-	-	-	
Restitution for loss of government property	-	-	-	-	-	-	-	-	-	-	-	-	-	-	-	-	-	-	-	-	-	-	-	-	-	-	-	
Liquidated damages and similar claims	-	-	-	-	-	-	-	-	-	-	-	-	-	-	-	-	-	-	-	-	-	-	-	-	-	-	-	
Others(TEF BT-Documentary Stamp Tax etc.)	-	-	-	-	-	-	-	-	-	-	-	-	-	-	-	-	-	-	-	-	-	-	-	-	-	-	-	
<b>TOTAL NON-CASH DISBURSEMENTS</b>	-	-	-	-	-	-	-	-	-	-	-	-	-	-	-	-	-	-	-	-	-	-	-	-	-	-	-	
<b>GRAND TOTAL</b>	-	<b>508,943.53</b>	-	-	<b>508,943.53</b>	-	<b>7,910,836.53</b>	-	<b>18,927,973.17</b>	<b>26,838,809.70</b>	-	<b>795,166.02</b>	-	<b>5,081,340.85</b>	<b>5,876,506.87</b>	<b>32,715,316.57</b>	<b>33,224,260.10</b>	-	-	-	-	-	<b>9,214,946.08</b>	-	<b>24,009,314.02</b>	-	<b>33,224,260.10</b>	

Particulars	Previous Report	This Month	As at Date
(1)	(2)	(3)	(4)
Total Disbursement Authorities Received	440,410,773.07	67,182,770.97	507,593,544.04
NCA	-	-	-
NTA	216,421,875.77	41,167,835.00	257,589,710.77
Working Fund	223,988,897.30	26,014,935.97	250,003,833.27
TRA	-	-	-
CDC	-	-	-
NCAA	-	-	-
Less: Notice of Transfer of Allocations (NTA)* issued	198,222,328.00	38,700,000.00	236,922,328.00
Total Disbursement Authorities Available	242,188,447.07	28,482,770.97	270,671,218.04
Less:	-	-	-
Lapsed NCA	-	-	-
Disbursements	210,671,519.40	33,224,260.10	243,895,779.50
Less: Other Non-Cash Disbursements	-	-	-
Disbursements effected through outright deductions from claims	-	-	-
*** Overpayment of expenses(e.g. personnel benefits)	-	-	-
Restitution for loss of government property	-	-	-
Liquidated damages and similar claims	-	-	-
Others (e.g. TEF BT/ Docs Stamp etc.)	9,236,358.37	-	9,236,358.37
Add/Less: Adjustments (e.g. cancelled/staled checks)	51,476.85	-	51,476.85
Balance of Disbursement Authorities as at date	22,280,940.95	(4,741,489.13)	17,539,451.82
Total Disbursements Program	242,214,371.32	28,482,770.97	270,697,142.29
Less: **Actual Disbursements	219,933,430.37	33,224,260.10	253,157,690.47
(Over)/Under spending	22,280,940.95	(4,741,489.13)	17,539,451.82

Notes: \* The use of NTA is discouraged  
\*\* Amounts should tally with the grand total disbursement (column 27).  
\*\*\* Other Non-Cash Disbursements is from CAR.

Certified Correct:

*Diña M. Nillosan*  
DIÑA M. NILLOSAN  
Agency Chief Accountant  
Date: *1/1/23*

Recommending Approval:

*Imelda R. Dela Cruz*  
IMELDA R. DELA CRUZ  
OIC Director, Financial and Management Service  
Date:

Approved by:

*Nonita S. Caguioa*  
ENGR. NONITA S. CAGUIOA  
Assistant Secretary  
Finance, Information Systems and Mining Concerns  
Date:

MONTHLY REPORT OF DISBURSEMENTS  
For the month of July 2023

Department: Department of Environment and Natural Resources (DENR)  
Agency: Office of the Secretary  
Operating Unit: ALL  
Organization Code: 10 001 0100000  
Fund Cluster: 03 - Special Account - Locally Funded


Particulars	Current Year Budget					Prior Year's Budget											SUB-TOTAL	Trust Liabilities				Grand Total					Remarks
	PS	MOOE	FinEx	CO	TOTAL	Prior Year's Accounts Payable				Sub-Total	Current Year's Accounts Payable				TOTAL	PS		MOOE	CO	TOTAL	PS	MOOE	FinEx	CO	TOTAL		
						PS	MOOE	FinEx	CO		PS	MOOE	FinEx	CO												PS	
1	2	3	4	5	6=(2+3+4+5)	7	8	9	10	11=(7+8+9+10)	12	13	14	15	16=(12+13+14+15)	17=(11+16)	18=(6+17)	19	20	21	22=(19+20+21)	23	24	25	26	27=(23+24+25+26)	28
CASH DISBURSEMENTS																											
Notice of Cash Allocation (NCA)																											
MDS Checks Issued																											
Advice to Debit Account																											
Notice of Transfer Allocations (NTA)																											
MDS Checks Issued																											
Advice to Debit Account																											
Working Fund for FAPs																											
Cash Disbursement Ceiling (CDC)																											
<b>TOTAL CASH DISBURSEMENTS</b>																											
NON-CASH DISBURSEMENTS																											
Tax Remittance Advices Issued (TRA)																											
Non-Cash Availment Authority (NCAA)																											
Disbursements effected through outright deductions from																											
Overpayment of expenses(e.g. personnel benefits)																											
Restitution for loss of government property																											
Liquidated damages and similar claims																											
Others(TEF BTr-Documentary Stamp Tax etc.)																											
<b>TOTAL NON-CASH DISBURSEMENTS</b>																											
<b>GRAND TOTAL</b>																											

SUMMARY


Particulars	Previous Report	This Month	As at Date
(1)	(2)	(3)	(4)
Total Disbursement Authorities Received	7,165,874.27	-	7,165,874.27
NCA	6,796,067.00	-	6,796,067.00
NTA	-	-	-
Working Fund	-	-	-
TRA	369,807.27	-	369,807.27
CDC	-	-	-
NCAA	-	-	-
Less: Notice of Transfer of Allocations (NTA)* issued	-	-	-
Total Disbursement Authorities Available	7,165,874.27	-	7,165,874.27
Less:			
Lapsed NCA	29,572.26	-	29,572.26
Disbursements	7,136,302.01	-	7,136,302.01
Less: Other Non-Cash Disbursements			
Disbursements effected through outright deductions from claims			
Overpayment of expenses(e.g. personnel benefits)			
Restitution for loss of government property			
Liquidated damages and similar claims			
Others (e.g. TEF BTr Docs Stamp etc.)			
Add/Less: Adjustments (e.g. cancelled/staled checks)			
Balance of Disbursement Authorities as at date			
Total Disbursements Program	7,165,874.27	-	7,165,874.27
Less: **Actual Disbursements	7,136,302.01	-	7,136,302.01
(Over)/Under spending	29,572.26	-	29,572.26

Notes: \* The use of NTA is discouraged  
\*\* Amounts should tally with the grand total disbursement (column 27).


Certified Correct:

  
DINA M. NILLOSAN  
Agency Chief Accountant  
Date: 

Recommending Approval:

  
IMELDA R. DELA CRUZ  
OIC Director, Financial and Management Service  
Date:

Approved by:

  
ENGR. NONITA S. DAGUIOLA  
Assistant Secretary  
Finance, Information Systems and Mining Concerns  
Date:

MONTHLY REPORT OF DISBURSEMENTS  
For the month of July 2023

Department: Department of Environment and Natural Resources (DENR)  
Agency: Office of the Secretary  
Operating Unit: ALL  
Organization Code 10 001 0100000  
Fund Cluster: 04 - Special Account - Foreign Assisted/Grant


Particulars	Current Year Budget					Prior Year's Budget											SUB-TOTAL	Trust Liabilities				Grand Total					Remarks	
	PS	MOOE	FinEx	CO	TOTAL	Prior Year's Accounts Payable					Current Year's Accounts Payable					TOTAL		PS	MOOE	CO	TOTAL	PS	MOOE	FinEx	CO	TOTAL		
						PS	MOOE	FinEx	CO	Sub-Total	PS	MOOE	FinEx	CO	Sub-Total													
1	2	3	4	5	6=(2+3+4+5)	7	8	9	10	11=(7+8+9+10)	12	13	14	15	16=(12+13+14+15)	17=(11+16)	18=(6+17)	19	20	21	22=(19+20+21)	23	24	25	26	27=(23+24+25+26)	28	
CASH DISBURSEMENTS																												
Notice of Cash Allocation (NCA)																												
MDS Checks Issued																												
Advice to Debit Account																												
Notice of Transfer Allocations (NTA)																												
MDS Checks Issued																												
Advice to Debit Account																												
Working Fund for FAPs																												
Cash Disbursement Ceiling (CDC)																												
TOTAL CASH DISBURSEMENTS																												
NON-CASH DISBURSEMENTS																												
Tax Remittance Advices Issued (TRA)																												
Non-Cash Availment Authority (NCAA)																												
Disbursements effected through outright deductions from																												
Overpayment of expenses(e.g. personnel benefits)																												
Restitution for loss of government property																												
Liquidated damages and similar claims																												
Others(TEF BTr-Documetary Stamp Tax etc.)																												
TOTAL NON-CASH DISBURSEMENTS																												
GRAND TOTAL																												

SUMMARY


Particulars	Previous Report	This Month	As at Date
(1)	(2)	(3)	(4)
Total Disbursement Authorities Received	55,208,309.88	-	55,208,309.88
NCA	-	-	-
NTA	-	-	-
Working Fund	55,208,309.88	-	55,208,309.88
TRA	-	-	-
CDC	-	-	-
NCAA	-	-	-
Less: Notice of Transfer of Allocations (NTA)* issued	55,198,309.88	-	55,198,309.88
Total Disbursement Authorities Available	10,000.00	-	10,000.00
Less:			
Lapsed NCA	-	-	-
Disbursements	-	-	-
Less: Other Non-Cash Disbursements	-	-	-
Disbursements effected through outright deductions from claims	-	-	-
*** Overpayment of expenses(e.g. personnel benefits)	-	-	-
Restitution for loss of government property	-	-	-
Liquidated damages and similar claims	-	-	-
Others (e.g. TEF BTr Docs Stamp etc.)	-	-	-
Add/Less: Adjustments (e.g. cancelled/stated checks)	-	-	-
Balance of Disbursement Authorities as at date	10,000.00	-	10,000.00
Total Disbursements Program	10,000.00	-	10,000.00
Less: **Actual Disbursements	-	-	-
(Over)/Under spending	10,000.00	-	10,000.00

Notes: \* The use of NTA is discouraged  
\*\* Amounts should tally with the grand total disbursement (column 27).  
\*\*\*Other Non-Cash Disbursements is from CAR.


Certified Correct:

  
DIÑA M. NILLOSAN  
Agency Chief Accountant  
Date: f H

Recommending Approval:

  
IMELDA R. DELA CRUZ  
OIC Director, Financial and Management Service  
Date:

Approved by:

  
ENGR. NONITA S. CAGUIOA  
Assistant Secretary  
Finance, Information Systems and Mining Concerns  
Date:

**MONTHLY REPORT OF DISBURSEMENTS**  
For the month of July 2023


Department: Department of Environment and Natural Resources (DENR)  
 Agency: Office of the Secretary  
 Operating Unit: ALL  
 Organization Code: 10 001 0100000  
 Fund Cluster: 07 - Trust Fund

Particulars	Current Year Budget					Prior Year's Budget											SUB-TOTAL	Trust Liabilities				Grand Total					Remarks	
	PS	MOOE	FinEx	CO	TOTAL 6=(2+3+4+5)	Prior Year's Accounts Payable					Current Year's Accounts Payable					TOTAL		PS	MOOE	CO	TOTAL	PS	MOOE	FinEx	CO	TOTAL		27=(23+24+25+26)
						PS	MOOE	FinEx	CO	Sub-Total	PS	MOOE	FinEx	CO	Sub-Total													
1	2	3	4	5	6	7	8	9	10	11=(7+8+9+10)	12	13	14	15	16=(12+13+14+15)	17	18	19	20	21	22	23	24	25	26	27	28	
CASH DISBURSEMENTS	-	10,312.50	-	-	10,312.50	-	-	-	-	-	-	-	-	-	-	10,312.50	-	1,128,223.47	-	1,128,223.47	-	1,138,535.97	-	-	-	1,138,535.97		
Notice of Cash Allocation (NCA)	-	10,312.50	-	-	10,312.50	-	-	-	-	-	-	-	-	-	-	10,312.50	-	1,128,223.47	-	1,128,223.47	-	1,138,535.97	-	-	-	1,138,535.97		
MDS Checks Issued	-	10,312.50	-	-	10,312.50	-	-	-	-	-	-	-	-	-	-	10,312.50	-	1,450.37	-	1,450.37	-	11,762.87	-	-	-	11,762.87		
Advice to Debit Account	-	-	-	-	-	-	-	-	-	-	-	-	-	-	-	-	-	1,126,773.10	-	1,126,773.10	-	1,126,773.10	-	-	-	1,126,773.10		
Notice of Transfer Allocations (NTA)	-	-	-	-	-	-	-	-	-	-	-	-	-	-	-	-	-	-	-	-	-	-	-	-	-	-	-	
MDS Checks Issued	-	-	-	-	-	-	-	-	-	-	-	-	-	-	-	-	-	-	-	-	-	-	-	-	-	-	-	
Advice to Debit Account	-	-	-	-	-	-	-	-	-	-	-	-	-	-	-	-	-	-	-	-	-	-	-	-	-	-	-	
Working Fund for FAPs	-	-	-	-	-	-	-	-	-	-	-	-	-	-	-	-	-	-	-	-	-	-	-	-	-	-	-	
Cash Disbursement Ceiling (CDC)	-	-	-	-	-	-	-	-	-	-	-	-	-	-	-	-	-	-	-	-	-	-	-	-	-	-	-	
<b>TOTAL CASH DISBURSEMENTS</b>	-	<b>10,312.50</b>	-	-	<b>10,312.50</b>	-	-	-	-	-	-	-	-	-	-	<b>10,312.50</b>	-	<b>1,128,223.47</b>	-	<b>1,128,223.47</b>	-	<b>1,138,535.97</b>	-	-	-	<b>1,138,535.97</b>		
NON-CASH DISBURSEMENTS	-	-	-	-	-	-	-	-	-	-	-	-	-	-	-	-	-	69,050.69	-	69,050.69	-	69,050.69	-	-	-	69,050.69		
Tax Remittance Advices Issued (TRA)	-	-	-	-	-	-	-	-	-	-	-	-	-	-	-	-	-	69,050.69	-	69,050.69	-	69,050.69	-	-	-	69,050.69		
Non-Cash Availment Authority (NCAA)	-	-	-	-	-	-	-	-	-	-	-	-	-	-	-	-	-	-	-	-	-	-	-	-	-	-	-	
Disbursements effected through outright deductions from	-	-	-	-	-	-	-	-	-	-	-	-	-	-	-	-	-	-	-	-	-	-	-	-	-	-	-	
Overpayment of expenses(e.g. personnel benefits)	-	-	-	-	-	-	-	-	-	-	-	-	-	-	-	-	-	-	-	-	-	-	-	-	-	-	-	
Restitution for loss of government property	-	-	-	-	-	-	-	-	-	-	-	-	-	-	-	-	-	-	-	-	-	-	-	-	-	-	-	
Liquidated damages and similar claims	-	-	-	-	-	-	-	-	-	-	-	-	-	-	-	-	-	-	-	-	-	-	-	-	-	-	-	
Others(TEF BTr-Documentary Stamp Tax etc.)	-	-	-	-	-	-	-	-	-	-	-	-	-	-	-	-	-	-	-	-	-	-	-	-	-	-	-	
<b>TOTAL NON-CASH DISBURSEMENTS</b>	-	-	-	-	-	-	-	-	-	-	-	-	-	-	-	-	-	<b>69,050.69</b>	-	<b>69,050.69</b>	-	<b>69,050.69</b>	-	-	-	<b>69,050.69</b>		
<b>GRAND TOTAL</b>	-	<b>10,312.50</b>	-	-	<b>10,312.50</b>	-	-	-	-	-	-	-	-	-	-	<b>10,312.50</b>	-	<b>1,197,274.16</b>	-	<b>1,197,274.16</b>	-	<b>1,207,586.66</b>	-	-	-	<b>1,207,586.66</b>		

Particulars	Previous Report (2)	This Month (3)	As at Date (4)
Total Disbursement Authorities Received	8,926,130.67	4,108,946.69	13,035,077.36
NCA	8,733,965.00	4,039,896.00	12,773,861.00
NTA	-	-	-
Working Fund	-	-	-
TRA	192,165.67	69,050.69	261,216.36
CDC	-	-	-
NCAA	-	-	-
Less: Notice of Transfer of Allocations (NTA)* issued	-	760,000.00	760,000.00
Total Disbursement Authorities Available	8,926,130.67	3,348,946.69	12,275,077.36
Less:			
Lapsed NCA	0.62	-	0.62
Disbursements	7,755,382.44	1,207,586.66	8,962,969.10
Less: Other Non-Cash Disbursements			
Disbursements effected through outright deductions from claims	-	-	-
*** Overpayment of expenses(e.g. personnel benefits)	-	-	-
Restitution for loss of government property	-	-	-
Liquidated damages and similar claims	-	-	-
Others (e.g. TEF BTr Docs Stamp etc.)	-	-	-
Add/Less: Adjustments (e.g. cancelled/staled checks)	-	-	-
Balance of Disbursement Authorities as at date	1,170,747.61	2,141,360.03	3,312,107.64
Total Disbursements Program	8,926,130.67	3,348,946.69	12,275,077.36
Less: **Actual Disbursements	7,755,382.44	1,207,586.66	8,962,969.10
(Over)/Under spending	1,170,748.23	2,141,360.03	3,312,108.26

Notes: \* The use of NTA is discouraged  
 \*\* Amounts should tally with the grand total disbursement (column 27).  
 \*\*\*Other Non-Cash Disbursements is from CAR.


Certified Correct:

  
**DIÑA M. NILLOSAN**  
 Agency Chief Accountant  
 Date: 7 H

Recommending Approval:

  
**IMELDA R. DELA CRUZ**  
 OIC Director, Financial and Management Service  
 Date:

Approved by:

  
**ENGR. NONITA S. CAGUIOA**  
 Assistant Secretary  
 Finance, Information Systems and Mining Concerns  
 Date: