

Department of Environment and Natural Resources
Office of the Secretary (OSEC)
STATEMENT OF APPROPRIATIONS, ALLOTMENTS, OBLIGATIONS, DISBURSEMENTS AND BALANCES
As of the Quarter Ending June 30, 2023


Department ENVIRONMENT AND NATURAL RESOURCES
Agency OFFICE OF THE SECRETARY
Operating Unit CONSOLIDATED
Organization Code (UACS) _____
Fund Cluster 02 - Foreign Assisted Projects Fund
Funding Source Code (As clustered) 02 102 151 & 02 102 167

FAR No. 1


	Current Year Appropriations
	Supplemental Appropriations
	Continuing Appropriations

PARTICULARS (1)	UACS CODE (2)	TOTAL																		Utilization	
		APPROPRIATIONS			ALLOTMENTS			CURRENT YEAR OBLIGATIONS			CURRENT YEAR DISBURSEMENTS			BALANCES				(oblig/allot)	(disb/oblig)		
		Authorized Appropriations (3)	Adjustments (Transfer To) From, Realignments (4)	Adjusted Appropriations 5=(3+4)	Allotment Received (6)	Adjustments (Withdrawals, (7)	(Transfer To) (8)	Transfer From (9)	Adjusted Total Allotments 10=[(6+(-)7)-8+9]	1st Quarter Ending March 31 (11)	2nd Quarter Ending June 30 (12)	Total (15=11+12+13+14)	1st Quarter Ending March 31 (16)	2nd Quarter Ending June 30 (17)	Total (20=16+17+18+19)	Unreleased Appropriations 21=(5-10)	Unobligated Allotments 22=(10-15)			Unpaid Obligations Due and Demandable (23)	Unpaid Obligations Not Yet Due and Demandable (24)
FOREIGN ASSISTED PROJECTS																					
Forestland Management Project																					
GOP Counterpart	02 102 151	11,912,321.27	-	11,912,321.27	11,912,321.27	-	(13,731.87)	13,731.87	11,912,321.27	913,314.02	3,089,547.06	4,002,861.08	91,561.42	2,072,564.19	2,164,125.61	-	7,909,460.19	486,829.32	1,351,906.15	33.60	54.06
MAINTENANCE AND OTHER OPERATING EXPENSES	5020000000	8,102,078.68	-	8,102,078.68	8,102,078.68	-	(13,731.87)	13,731.87	8,102,078.68	876,510.74	2,973,975.67	3,850,486.41	91,561.42	2,072,564.19	2,164,125.61	-	4,251,592.27	486,829.32	1,199,531.48	47.52	56.20
CAPITAL OUTLAYS	5060000000	3,810,242.59	-	3,810,242.59	3,810,242.59	-	-	-	3,810,242.59	36,803.28	115,571.39	152,374.67	-	-	-	-	3,657,867.92	-	152,374.67	4.00	-
LP - JICA	02 102 167	96,046,567.11	-	96,046,567.11	96,046,567.11	-	(960,298.00)	960,298.00	96,046,567.11	6,321,576.26	8,205,386.84	14,526,963.10	88,878.81	3,029,758.19	3,118,637.00	-	81,519,604.01	-	11,408,326.10	15.12	21.47
MAINTENANCE AND OTHER OPERATING EXPENSES	5020000000	22,366,552.61	-	22,366,552.61	22,366,552.61	-	(960,298.00)	960,298.00	22,366,552.61	5,819,132.07	6,363,639.94	12,182,772.01	61,677.00	2,766,102.65	2,817,779.65	-	10,183,780.60	-	9,364,992.36	54.47	23.13
CAPITAL OUTLAYS	5060000000	73,680,014.50	-	73,680,014.50	73,680,014.50	-	-	-	73,680,014.50	502,444.19	1,841,746.90	2,344,191.09	27,201.81	273,655.54	300,857.35	-	71,335,823.41	-	2,043,333.74	3.18	12.83
Sub-total, Forestland Management Project		107,958,888.38	-	107,958,888.38	107,958,888.38	-	(974,029.87)	974,029.87	107,958,888.38	7,234,890.28	11,294,933.90	18,529,824.18	180,440.23	5,102,322.38	5,282,762.61	-	89,429,064.20	486,829.32	12,760,232.25	17.16	28.51
MAINTENANCE AND OTHER OPERATING EXPENSES	5020000000	30,468,631.29	-	30,468,631.29	30,468,631.29	-	(974,029.87)	974,029.87	30,468,631.29	6,695,642.81	9,337,615.61	16,033,258.42	153,238.42	4,828,666.84	4,981,905.26	-	14,435,372.87	486,829.32	10,564,523.84	52.62	31.07
CAPITAL OUTLAYS	5060000000	77,490,257.09	-	77,490,257.09	77,490,257.09	-	-	-	77,490,257.09	539,247.47	1,957,318.29	2,496,565.76	27,201.81	273,655.54	300,857.35	-	74,993,691.33	-	2,195,708.41	3.22	12.05
GRAND TOTAL - FOREIGN ASSISTED PROJECT		107,958,888.38	-	107,958,888.38	107,958,888.38	-	(974,029.87)	974,029.87	107,958,888.38	7,234,890.28	11,294,933.90	18,529,824.18	180,440.23	5,102,322.38	5,282,762.61	-	89,429,064.20	486,829.32	12,760,232.25	17.16	28.51
MAINTENANCE AND OTHER OPERATING EXPENSES	5020000000	30,468,631.29	-	30,468,631.29	30,468,631.29	-	(974,029.87)	974,029.87	30,468,631.29	6,695,642.81	9,337,615.61	16,033,258.42	153,238.42	4,828,666.84	4,981,905.26	-	14,435,372.87	486,829.32	10,564,523.84	52.62	31.07
CAPITAL OUTLAYS	5060000000	77,490,257.09	-	77,490,257.09	77,490,257.09	-	-	-	77,490,257.09	539,247.47	1,957,318.29	2,496,565.76	27,201.81	273,655.54	300,857.35	-	74,993,691.33	-	2,195,708.41	3.22	12.05

Certified Correct:


LILIA P. SAROCA
OIC Assistant Chief, Budget Division


Certified Correct:


DIÑA M. NILLOSAN
Department Chief Accountant

Recommending Approval by:


IMELDA R. DELA CRUZ
OIC Director
Financial and Management Service

Approved by:


NONITA S. CAGUIOA
Assistant Secretary
Finance, Information Systems and Mining Concerns