

SUMMARY OF APPROPRIATIONS, ALLOTMENTS, OBLIGATIONS AND DISBURSEMENTS (SAAOD)

ANNEX A

As of the Month Ending October 31, 2022

(In Thousand Pesos)


Department : DEPARTMENT OF ENVIRONMENT AND NATURAL RESOURCES
SUMMARY

PARTICULARS	Allotment Releases				Obligations					Disbursements		
	Agency Specific Budget	Special Purpose Fund	Automatic Appropriations	Total	Agency Specific Budget	Special Purpose Fund	Automatic Appropriations	Total	% to Allotment	Amount	% to Allotment	% to Obligations (Excluding Accounts Payable)
PCSDS	106,885	1,632	19,767	128,285	80,390	1,632	14,552	96,575	75.28%	86,231	67.22%	87.50%
Current Year	106,608	1,632	19,767	128,007	80,115	1,632	14,552	96,300	75.23%	84,358	65.90%	87.60%
PS	54,086	1,632	4,767	60,485	41,768	1,632	3,852	47,252	78.12%	47,009	77.72%	99.49%
MOOE	46,004		15,000	61,004	31,835		10,701	42,536	69.73%	32,365	53.05%	76.09%
CO	6,518			6,518	6,512			6,512	99.91%	4,984	76.47%	76.54%
FY 2021 Continuing Appropriation	277			277	275			275	99.29%	142	51.33%	51.70%
MOOE	98			98	98			98	100.00%	98	100.00%	100.00%
CO	179			179	177			177	98.90%	44	24.54%	24.82%
Accounts Payable										1,730		
PS												
MOOE										1,730		

Prepared by:

Certified Correct:


MAYBELL N. MANGUBOS
Chief, Budget Division


NONITA S. LAGUARDA
Assistant Secretary
Finance, Information Systems
and Mining Concerns

SUMMARY OF APPROPRIATIONS, ALLOTMENTS, OBLIGATIONS AND DISBURSEMENTS (SAAOD)
As of the Month Ending October 31, 2022

ANNEX A

(In Thousand Pesos)

Department : DEPARTMENT OF ENVIRONMENT AND NATURAL RESOURCES
 SUMMARY

PARTICULARS	Allotment Releases				Obligations					Disbursements		
	Agency Specific Budget	Special Purpose Fund	Automatic Appropriations	Total	Agency Specific Budget	Special Purpose Fund	Automatic Appropriations	Total	% to Allotment	Amount	% to Allotment	% to Obligations (Excluding Accounts Payable)
A. Grand Total, Department	26,177,981	461,117	1,012,615	27,651,713	20,546,643	444,211	798,850	21,789,704	78.80%	20,408,888	73.81%	82.66%
Current Year	25,436,675	457,198	1,012,615	26,906,488	19,994,317	443,020	798,850	21,236,187	78.93%	17,639,654	65.56%	83.06%
PS	9,703,935	421,198	837,540	10,962,673	7,581,030	411,335	664,945	8,657,311	78.97%	8,388,212	76.52%	96.89%
MOOE	10,244,115	26,091	76,985	10,347,192	8,122,191	21,816	60,704	8,204,711	79.29%	6,409,872	61.95%	78.12%
CO	5,488,625	9,909	98,089	5,596,623	4,291,096	9,869	73,201	4,374,165	78.16%	2,841,570	50.77%	64.96%
FY 2021	741,306	3,919		745,225	552,326	1,191		553,517	74.28%	371,589	49.86%	67.13%
Continuing Appropriation												
MOOE	549,130	3,919		553,049	389,727	1,191		390,919	70.68%	258,422	46.73%	66.11%
CO	192,176			192,176	162,599			162,599	84.61%	113,167	58.89%	69.60%
Accounts Payable										2,397,645		
PS										265,558		
MOOE										1,256,741		
CO										875,346		
OSEC - Office of the Secretary	19,582,725	358,927	675,923	20,617,575	15,628,327	354,873	518,966	16,502,166	80.04%	15,493,340	75.15%	84.40%
Current Year	18,969,016	356,628	675,923	20,001,567	15,184,015	354,873	518,966	16,057,853	80.28%	13,630,860	68.15%	84.89%
PS	7,427,849	356,628	640,740	8,425,217	5,740,439	354,873	506,292	6,601,603	78.36%	6,404,087	76.01%	97.01%
MOOE	7,572,088		6,666	7,578,754	5,818,140		4,810	5,822,949	76.83%	4,548,443	60.02%	78.11%
CO	3,969,079		28,516	3,997,595	3,625,436		7,865	3,633,301	90.89%	2,678,329	67.00%	73.72%
FY 2021	613,709	2,299		616,008	444,312			444,312	72.13%	297,045	48.22%	66.85%
Continuing Appropriation												
MOOE	437,650	2,299		439,949	293,118			293,118	66.63%	192,051	43.65%	65.52%
CO	176,059			176,059	151,194			151,194	85.88%	104,994	59.64%	69.44%
Accounts Payable										1,565,436		
PS										205,538		
MOOE										676,316		
CO										683,582		
Environment Management Bureau	3,707,406	52,447	127,920	3,887,772	2,506,462	45,388	108,627	2,660,477	68.43%	2,094,507	53.87%	66.23%
Current Year	3,638,427	50,826	127,920	3,817,173	2,449,342	44,197	108,627	2,602,166	68.17%	1,724,377	45.17%	66.27%
PS	972,702	14,826	88,028	1,075,556	803,989	12,513	72,376	888,878	82.64%	841,999	78.29%	94.73%
MOOE	1,226,455	26,091	10,500	1,263,046	1,037,940	21,816	10,229	1,069,985	84.71%	768,574	60.85%	71.83%
CO	1,439,270	9,909	29,392	1,478,571	607,413	9,869	26,021	643,303	43.51%	113,804	7.70%	17.69%
FY 2021	68,979	1,620		70,599	57,119	1,191		58,311	82.59%	37,622	53.29%	64.52%
Continuing Appropriation												
MOOE	57,129	1,620		58,749	48,641	1,191		49,832	84.82%	30,378	51.71%	60.96%
CO	11,850			11,850	8,478			8,478	71.55%	7,244	61.13%	85.44%
Accounts Payable										332,508		
PS										23,762		
MOOE										203,860		
CO										104,886		

SUMMARY OF APPROPRIATIONS, ALLOTMENTS, OBLIGATIONS AND DISBURSEMENTS (SAAOD)

ANNEX A

As of the Month Ending October 31, 2022

(In Thousand Pesos)

Department : DEPARTMENT OF ENVIRONMENT AND NATURAL RESOURCES

SUMMARY

PARTICULARS	Allotment Releases				Obligations					Disbursements		
	Agency Specific Budget	Special Purpose Fund	Automatic Appropriations	Total	Agency Specific Budget	Special Purpose Fund	Automatic Appropriations	Total	% to Allotment	Amount	% to Allotment	% to Obligations (Excluding Accounts Payable)
Mines and Geo-Sciences Bureau	1,358,631		147,358	1,505,989	1,109,318		126,080	1,235,398	82.03%	1,160,547	77.06%	88.87%
Current Year	1,341,525		147,358	1,488,883	1,095,859		126,080	1,221,939	82.07%	1,089,175	73.15%	89.13%
PS	717,635		62,358	779,993	598,585		51,801	650,386	83.38%	627,418	80.44%	96.47%
MOOE	559,318		44,819	604,137	452,273		34,964	487,236	80.65%	424,036	70.19%	87.03%
CO	64,572		40,181	104,753	45,002		39,315	84,317	80.49%	37,720	36.01%	44.74%
FY 2021												
Continuing Appropriation	17,106			17,106	13,458			13,458	78.68%	8,694	50.83%	64.60%
MOOE	15,587			15,587	12,871			12,871	82.58%	8,657	55.54%	67.26%
CO	1,519			1,519	587			587	38.64%	37	2.44%	6.32%
Accounts Payable										62,679		
PS										9,599		
MOOE										45,529		
CO										7,550		
NAMRIA	1,293,052	45,930	35,359	1,374,341	1,111,380	40,221	25,247	1,176,848	85.63%	1,458,438	106.12%	87.77%
Current Year	1,251,920	45,930	35,359	1,333,209	1,074,315	40,221	25,247	1,139,783	85.49%	1,004,898	75.37%	88.17%
PS	463,650	45,930	35,359	544,939	339,381	40,221	25,247	404,849	74.29%	403,637	74.07%	99.70%
MOOE	788,270			788,270	734,934			734,934	93.23%	601,261	76.28%	81.81%
FY 2021												
Continuing Appropriation	41,132			41,132	37,065			37,065	90.11%	27,990	68.05%	75.52%
MOOE	38,664			38,664	34,997			34,997	90.51%	27,236	70.44%	77.82%
CO	2,468			2,468	2,068			2,068	83.80%	754	30.55%	36.46%
Accounts Payable										425,550		
PS										26,637		
MOOE										324,204		
CO										74,709		
National Water Resources Board	129,282	2,182	6,288	137,751	110,766	2,096	5,378	118,240	85.84%	115,824	84.08%	89.72%
Current Year	129,179	2,182	6,288	137,649	110,671	2,096	5,378	118,145	85.83%	105,986	77.00%	89.71%
PS	68,013	2,182	6,288	76,483	56,869	2,096	5,378	64,343	84.13%	64,062	83.76%	99.56%
MOOE	51,980			51,980	47,070			47,070	90.55%	35,193	67.70%	74.77%
CO	9,186			9,186	6,732			6,732	73.29%	6,732	73.29%	100.00%
FY 2021												
Continuing Appropriation	103			103	95			95	92.85%	95	92.79%	99.94%
MOOE	2			2	2			2	100.00%	2	96.41%	96.41%
CO	101			101	94			94	92.73%	94	92.73%	100.00%
Accounts Payable										9,742		
PS										22		

STATEMENT OF ALLOTMENTS, OBLIGATIONS, BALANCES AND DISBURSEMENTS (SAOBD)
as of October 31, 2022

PARTICULARS	ALLOTMENTS				OBLIGATIONS INCURRED				BALANCES				OBLIGATION RATE (%)	DISBURSEMENT INCURRED				UTILIZATION RATE (%)	
	PS	MOOE	CO	Total	PS	MOOE	CO	Total	PS	MOOE	CO	Total		PS	MOOE	CO	Total	Disbursement vs Obligation	Disbursement vs Allotment
Department of Environment and Natural Resources	10,962,673,387	10,900,240,765	5,788,798,905	27,651,713,057	8,657,310,735	8,595,629,256	4,536,763,968	21,789,703,960	2,305,362,652	2,304,611,509	1,252,034,937	5,862,009,098	78.80%	8,388,211,993	6,668,294,203	2,954,737,321	18,011,243,517	82.66%	65.14%
Current Year Budget	10,962,673,387	10,347,191,595	5,596,622,905	26,906,487,887	8,657,310,735	8,204,710,702	4,374,165,213	21,236,186,650	2,305,362,652	2,142,480,893	1,222,457,692	5,670,301,237	78.93%	8,388,211,993	6,409,872,339	2,841,570,019	17,639,654,352	83.06%	65.56%
Agency Specific Budget	9,703,935,000	10,244,115,000	5,488,625,000	25,436,675,000	7,581,030,330	8,122,191,261	4,291,095,537	19,994,317,127	1,197,529,463	1,197,529,463	5,442,357,873	78.60%	7,346,598,228	6,343,795,380	2,796,129,013	16,486,522,621	82.46%	64.81%	
Special Purpose Funds	421,198,387	26,091,490	9,908,510	457,198,387	411,335,299	21,815,875	9,868,508	443,019,682	4,275,615	4,000	14,178,705	40,002		399,419,155	16,832,036	2,257,876	418,509,067		
Automatic Appropriation	837,540,000	76,985,105	98,089,395	1,012,614,500	664,945,106	60,703,566	73,201,168	798,849,840	172,594,894	16,281,519	24,888,227	213,764,660		642,194,611	49,244,923	43,183,130	734,622,664		
FY 2021 Continuing Appropriation	-	553,049,170	192,176,000	745,225,170	-	390,918,555	162,598,755	553,517,310	-	162,130,616	29,577,245	191,707,860	74.28%	-	258,421,863	113,167,302	371,589,165		
Unobligated Allotment	-	549,130,115	192,176,000	741,306,115	-	389,727,357	162,598,755	552,326,112	-	159,402,759	29,577,245	188,980,003	74.51%	-	257,935,845	113,167,302	371,103,147		
Special Purpose Funds	-	3,919,055	-	3,919,055	-	1,191,198	-	1,191,198	-	2,727,857	-	2,727,857	30.40%	-	486,018	-	486,018		
Office of the Secretary	8,425,217,381	8,018,703,038	4,173,654,455	20,617,574,874	6,601,603,386	6,116,067,419	3,784,494,952	16,502,165,756	1,823,613,995	1,902,635,619	389,159,503	4,115,409,118	80.04%	6,404,087,281	4,740,494,131	2,783,323,438	13,927,904,850	84.40%	67.55%
Current Year Budget	8,425,217,381	7,578,754,105	3,997,595,395	20,001,566,881	6,601,603,386	5,822,949,368	3,638,300,617	16,057,853,371	1,823,613,995	1,755,804,737	364,294,778	3,943,713,510	80.28%	6,404,087,281	4,548,443,435	2,678,329,105	13,630,859,821	84.89%	68.15%
Agency Specific Budget	7,427,849,000	7,572,088,000	3,969,079,000	18,969,016,000	5,740,438,946	5,818,139,778	3,625,435,869	15,184,014,592	1,687,410,054	1,753,948,222	343,643,131	3,785,001,408	80.05%	5,574,207,320	4,547,899,135	2,677,746,425	12,799,852,880	84.30%	67.48%
Special Purpose Funds	356,628,381	-	356,628,381	-	354,872,839	-	-	354,872,839	1,755,542	-	-	1,755,542		343,105,444	-	-	343,105,444		
Automatic Appropriation	640,740,000	6,666,105	28,516,395	675,922,500	506,291,601	4,809,590	7,864,748	518,965,939	134,448,399	1,856,515	20,651,647	156,956,561		486,774,517	544,300	582,680	487,901,497		
FY 2021 Continuing Appropriation	-	439,948,933	176,059,060	616,007,993	-	293,118,051	151,194,334	444,312,386	-	146,830,882	24,864,726	171,695,607	72.13%	-	192,050,696	104,994,333	297,045,029		
Unobligated Allotment	-	437,650,248	176,059,060	613,709,308	-	293,118,051	151,194,334	444,312,386	-	144,532,197	24,864,726	169,396,922	72.40%	-	192,050,696	104,994,333	297,045,029		
Special Purpose Funds	-	2,298,685	-	2,298,685	-	-	-	-	-	2,298,685	-	2,298,685	0.00%	-	-	-	-		
Environmental Management Bureau	1,075,556,338	1,321,795,676	1,490,420,257	3,887,772,272	888,877,829	1,119,817,357	651,781,750	2,660,476,935	186,678,509	201,978,320	838,638,507	1,227,295,337	68.43%	841,999,292	798,951,737	121,048,079	1,761,999,107	66.23%	45.32%
Current Year Budget	1,075,556,338	1,263,046,490	1,478,570,510	3,817,173,338	888,877,829	1,069,985,242	643,303,264	2,602,166,334	186,678,509	193,061,248	835,267,246	1,215,007,004	68.17%	841,999,292	768,573,929	113,803,879	1,724,377,100	66.27%	45.17%
Agency Specific Budget	972,702,000	1,226,455,000	1,439,270,000	3,638,427,000	803,988,984	1,037,939,926	607,413,286	2,449,342,196	168,713,016	188,515,074	831,856,714	1,189,084,804	67.32%	758,692,973	743,001,894	89,886,003	1,591,580,869	64.98%	43.74%
Special Purpose Funds	14,826,338	26,091,490	9,908,510	50,826,338	12,512,850	21,815,875	9,868,508	44,197,233	4,275,615	40,002	6,629,105	12,379,535		12,379,535	16,832,036	2,257,876	31,469,446		
Automatic Appropriation	88,028,000	10,500,000	29,392,000	127,920,000	72,375,995	10,229,440	26,021,470	108,626,905	15,652,005	270,560	3,370,530	19,299,095		70,926,784	8,740,000	21,660,000	101,326,784		
FY 2021 Continuing Appropriation	-	58,749,186	11,849,747	70,598,934	-	49,832,115	8,478,486	58,310,601	-	8,917,071	3,371,261	12,288,333	82.59%	-	30,377,808	7,244,200	37,622,007		
Unobligated Allotment	-	57,128,816	11,849,747	68,978,564	-	48,640,917	8,478,486	57,119,403	-	8,487,899	3,371,261	11,859,161	82.81%	-	29,891,790	7,244,200	37,135,990		
Special Purpose Funds	-	1,620,370	-	1,620,370	-	1,191,198	-	1,191,198	-	429,172	-	429,172	73.51%	-	486,018	-	486,018		
Mines and Geo-Sciences Bureau	779,993,000	619,723,544	106,272,258	1,505,988,802	650,386,017	500,107,465	84,904,063	1,235,397,545	129,606,983	119,616,080	21,368,195	270,591,257	82.03%	627,417,807	432,693,399	37,757,546	1,097,868,752	88.87%	72.90%
Current Year Budget	779,993,000	604,137,000	104,753,000	1,488,883,000	650,386,017	487,236,187	84,316,968	1,221,939,174	129,606,983	116,900,812	20,436,032	266,943,826	82.07%	627,417,807	424,036,308	37,720,451	1,089,174,566	89.13%	73.15%
Agency Specific Budget	717,635,000	559,318,000	64,572,000	1,341,525,000	598,584,716	452,272,545	45,002,018	1,095,859,278	119,050,284	107,045,455	19,569,982	245,665,722	81.69%	577,400,706	392,843,844	16,780,001	987,024,551	90.07%	73.57%
Automatic Appropriation	62,358,000	44,819,000	40,181,000	147,358,000	51,801,302	34,963,644	39,314,950	126,079,896	10,556,698	9,855,356	866,050	21,278,104		50,017,101	31,192,460	20,940,450	102,150,011		
FY 2021 Continuing Appropriation	-	15,586,544	1,519,258	17,105,802	-	12,871,277	587,095	13,458,372	-	2,715,268	932,163	3,647,431	78.68%	-	8,657,091	37,095	8,694,186		
Unobligated Allotment	-	15,586,544	1,519,258	17,105,802	-	12,871,277	587,095	13,458,372	-	2,715,268	932,163	3,647,431	78.68%	-	8,657,091	37,095	8,694,186		
National Mapping and Resource Information	544,938,825	826,934,388	2,467,936	1,374,341,149	404,848,859	769,931,261	2,068,166	1,176,848,287	140,089,966	57,003,127	399,770	197,492,862	85.63%	403,636,764	628,497,359	754,000	1,032,888,123	87.77%	75.16%
Current Year Budget	544,938,825	788,270,000	-	1,333,208,825	404,848,859	734,934,268	-	1,139,783,128	140,089,966	53,335,732	-	193,425,697	85.49%	403,636,764	601,261,149	-	1,004,897,912	88.17%	75.37%
Agency Specific Budget	463,650,000	788,270,000	-	1,251,920,000	339,380,791	734,934,268	-	1,074,315,060	124,269,209	53,335,732	-	177,604,940	85.81%	338,184,129	601,261,149	-	939,445,278	87.45%	75.04%
Special Purpose Funds	45,929,825	-	-	45,929,825	-	-	-	40,221,152	5,708,673	-	-	5,708,673		40,205,718	-	-	40,205,718		
Automatic Appropriation	35,359,000	-	-	35,359,000	25,246,916	-	-	25,246,916	10,112,084	-	-	10,112,084		25,246,916	-	-	25,246,916		
FY 2021 Continuing Appropriation	-	38,664,388	2,467,936	41,132,324	-	34,996,993	2,068,166	37,065,160	-	3,667,395	399,770	4,067,164	90.11%	-	27,236,210	754,000	27,990,210		
Unobligated Allotment	-	38,664,388	2,467,936	41,132,324	-	34,996,993	2,068,166	37,065,160	-	3,667,395	399,770	4,067,164	90.11%	-	27,236,210	754,000	27,990,210		
National Water Resources Board	76,482,577	51,981,684	9,287,123	137,751,383	64,342,924	47,071,385	6,826,068	118,240,377	12,139,653	4,910,299	2,461,054	19,511,006	85.84%	64,061,686	35,194,138	6,826,068	106,081,892	89.72%	77.01%
Current Year Budget	76,482,577	51,980,000	9,186,000	137,648,577	64,342,924	47,069,701	6,732,295	118,144,920	12,139,653	4,910,299	2,453,705	19,503,657	85.83%	64,061,686	35,192,515	6,732,295	105,986,495	89.71%	77.00%
Agency Specific Budget	68,013,000	51,980,000	9,186,000	129,179,000	56,869,024	47,069,701	6,732,295	110,671,020	11,143,976	4,910,299	2,453,705	18,507,980	85.67%	56,587,786	35,192,515	6,732,295	98,512,595	89.01%	76.26%
Special Purpose Funds	2,181,577	-	-	2,181,577	2,096,193	-	-	2,096,193	85,384	-	-	85,384		2,096,193	-	-	2,096,193		
Automatic Appropriation</																			



Republic of the Philippines
Department of Environment and Natural Resources

Visayas Avenue, Diliman, Quezon City
Tel Nos. 929-6626 to 29; 929-6633 to 35
926-7041 to 43; 929-6252; 929-1669

Website: <http://www.denr.gov.ph> / E-mail: web@denrgov.ph

November 8, 2022

MS. GEMMA G. ILAGAN
OIC-Director
Budget and Management Bureau - E
Department of Budget and Management
General Solano Street,
San Miguel, Manila


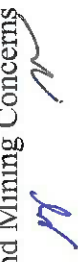
Dear OIC-Director Ilagan:

We are submitting the attached Summary Performance Monitoring Report (SPMR) as of October 31, 2022.

This report is being submitted in compliance with DBM Circular No. 2015-9 dated 30 June 2015¹.

For your information and reference.

Very truly yours,


NONITA S. CAGUIOA
Assistant Secretary
Finance, Information Systems
and Mining Concerns


cc: *National Economic and Development Authority (NEDA)*
Environmental Management Bureau (EMB)
Mines and Geo-Sciences Bureau (MGB)
National Mapping and Resource Information Authority (NAMRIA)
National Water and Resources Board (NWRB)
Palawan Council for Sustainable Development Staff (PCSDS)

¹ DBM Circular No. 2015-9 dated 30 June 2015 Prescribing the Submission of Summary Performance Monitoring Report

SUMMARY OF APPROPRIATIONS, ALLOTMENTS, OBLIGATIONS AND DISBURSEMENTS (SAOD)

ANNEX A

As of the Month Ending October 31, 2022

(In Thousand Pesos)


Department : DEPARTMENT OF ENVIRONMENT AND NATURAL RESOURCES


SUMMARY

PARTICULARS	Allotment Releases				Obligations					Disbursements		
	Agency Specific Budget	Special Purpose Fund	Automatic Appropriations	Total	Agency Specific Budget	Special Purpose Fund	Automatic Appropriations	Total	% to Allotment	Amount	% to Allotment	% to Obligations (Excluding Accounts Payable)
PCSDS	106,885	1,632	19,767	128,285	80,390	1,632	14,552	96,575	75.28%	86,231	67.22%	87.50%
Current Year	106,608	1,632	19,767	128,007	80,115	1,632	14,552	96,300	75.23%	84,358	65.90%	87.60%
PS	54,086	1,632	4,767	60,485	41,768	1,632	3,852	47,252	78.12%	47,009	77.72%	99.49%
MOOE	46,004		15,000	61,004	31,835		10,701	42,536	69.73%	32,365	53.05%	76.09%
CO	6,518			6,518	6,512			6,512	99.91%	4,984	76.47%	76.54%
FY 2021 Continuing Appropriation	277			277	275			275	99.29%	142	51.33%	51.70%
MOOE	98			98	98			98	100.00%	98	100.00%	100.00%
CO	179			179	177			177	98.90%	44	24.54%	24.82%
Accounts Payable										1,730		
PS												
MOOE										1,730		

Prepared by:

Certified Correct:


MAYBELL N. MANGUBOS
 Chief, Budget Division


NONITA S. CAGUNUA
 Assistant Secretary
 Finance, Information Systems
 and Mining Concerns

SUMMARY OF APPROPRIATIONS, ALLOTMENTS, OBLIGATIONS AND DISBURSEMENTS (SAAOD)

ANNEX A

As of the Month Ending October 31, 2022

(In Thousand Pesos)

Department : DEPARTMENT OF ENVIRONMENT AND NATURAL RESOURCES

SUMMARY

PARTICULARS	Allotment Releases				Obligations					Disbursements		
	Agency Specific Budget	Special Purpose Fund	Automatic Appropriations	Total	Agency Specific Budget	Special Purpose Fund	Automatic Appropriations	Total	% to Allotment	Amount	% to Allotment	% to Obligations (Excluding Accounts Payable)
A. Grand Total, Department	26,177,981	461,117	1,012,615	27,651,713	20,546,643	444,211	798,850	21,789,704	78.80%	20,408,888	73.81%	82.66%
Current Year	25,436,675	457,198	1,012,615	26,906,488	19,994,317	443,020	798,850	21,236,187	78.93%	17,639,654	65.56%	83.06%
PS	9,703,935	421,198	837,540	10,962,673	7,581,030	411,335	664,945	8,657,311	78.97%	8,388,212	76.52%	96.89%
MOOE	10,244,115	26,091	76,985	10,347,192	8,122,191	21,816	60,704	8,204,711	79.29%	6,409,872	61.95%	78.12%
CO	5,488,625	9,909	98,089	5,596,623	4,291,096	9,869	73,201	4,374,165	78.16%	2,841,570	50.77%	64.96%
FY 2021	741,306	3,919		745,225	552,326	1,191		553,517	74.28%	371,589	49.86%	67.13%
Continuing Appropriation												
MOOE	549,130	3,919		553,049	389,727	1,191		390,919	70.68%	258,422	46.73%	66.11%
CO	192,176			192,176	162,599			162,599	84.61%	113,167	58.89%	69.60%
Accounts Payable										2,397,645		
PS										265,558		
MOOE										1,256,741		
CO										875,346		
OSEC - Office of the Secretary	19,582,725	358,927	675,923	20,617,575	15,628,327	354,873	518,966	16,502,166	80.04%	15,493,340	75.15%	84.40%
Current Year	18,969,016	356,628	675,923	20,001,567	15,184,015	354,873	518,966	16,057,853	80.28%	13,630,860	68.15%	84.89%
PS	7,427,849	356,628	640,740	8,425,217	5,740,439	354,873	506,292	6,601,603	78.36%	6,404,087	76.01%	97.01%
MOOE	7,572,088		6,666	7,578,754	5,818,140		4,810	5,822,949	76.83%	4,548,443	60.02%	78.11%
CO	3,969,079		28,516	3,997,595	3,625,436		7,865	3,633,301	90.89%	2,678,329	67.00%	73.72%
FY 2021	613,709	2,299		616,008	444,312			444,312	72.13%	297,045	48.22%	66.85%
Continuing Appropriation												
MOOE	437,650	2,299		439,949	293,118			293,118	66.63%	192,051	43.65%	65.52%
CO	176,059			176,059	151,194			151,194	85.88%	104,994	59.64%	69.44%
Accounts Payable										1,565,436		
PS										205,538		
MOOE										676,316		
CO										683,582		
Environment Management Bureau	3,707,406	52,447	127,920	3,887,772	2,506,462	45,388	108,627	2,660,477	68.43%	2,094,507	53.87%	66.23%
Current Year	3,638,427	50,826	127,920	3,817,173	2,449,342	44,197	108,627	2,602,166	68.17%	1,724,377	45.17%	66.27%
PS	972,702	14,826	88,028	1,075,556	803,989	12,513	72,376	888,878	82.64%	841,999	78.29%	94.73%
MOOE	1,226,455	26,091	10,500	1,263,046	1,037,940	21,816	10,229	1,069,985	84.71%	768,574	60.85%	71.83%
CO	1,439,270	9,909	29,392	1,478,571	607,413	9,869	26,021	643,303	43.51%	113,804	7.70%	17.69%
FY 2021	68,979	1,620		70,599	57,119	1,191		58,311	82.59%	37,622	53.29%	64.52%
Continuing Appropriation												
MOOE	57,129	1,620		58,749	48,641	1,191		49,832	84.82%	30,378	51.71%	60.96%
CO	11,850			11,850	8,478			8,478	71.55%	7,244	61.13%	85.44%
Accounts Payable										332,508		
PS										23,762		
MOOE										203,860		
CO										104,886		

SUMMARY OF APPROPRIATIONS, ALLOTMENTS, OBLIGATIONS AND DISBURSEMENTS (SAAOD)

ANNEX A

As of the Month Ending October 31, 2022

(In Thousand Pesos)

Department : DEPARTMENT OF ENVIRONMENT AND NATURAL RESOURCES
SUMMARY

PARTICULARS	Allotment Releases				Obligations					Disbursements		
	Agency Specific Budget	Special Purpose Fund	Automatic Appropriations	Total	Agency Specific Budget	Special Purpose Fund	Automatic Appropriations	Total	% to Allotment	Amount	% to Allotment	% to Obligations (Excluding Accounts Payable)
Mines and Geo-Sciences Bureau	1,358,631		147,358	1,505,989	1,109,318		126,080	1,235,398	82.03%	1,160,547	77.06%	88.87%
Current Year	1,341,525		147,358	1,488,883	1,095,859		126,080	1,221,939	82.07%	1,089,175	73.15%	89.13%
PS	717,635		62,358	779,993	598,585		51,801	650,386	83.38%	627,418	80.44%	96.47%
MOOE	559,318		44,819	604,137	452,273		34,964	487,236	80.65%	424,036	70.19%	87.03%
CO	64,572		40,181	104,753	45,002		39,315	84,317	80.49%	37,720	36.01%	44.74%
FY 2021 Continuing Appropriation	17,106			17,106	13,458			13,458	78.68%	8,694	50.83%	64.60%
MOOE	15,587			15,587	12,871			12,871	82.58%	8,657	55.54%	67.26%
CO	1,519			1,519	587			587	38.64%	37	2.44%	6.32%
Accounts Payable										62,679		
PS										9,599		
MOOE										45,529		
CO										7,550		
NAMRIA	1,293,052	45,930	35,359	1,374,341	1,111,380	40,221	25,247	1,176,848	85.63%	1,458,438	106.12%	87.77%
Current Year	1,251,920	45,930	35,359	1,333,209	1,074,315	40,221	25,247	1,139,783	85.49%	1,004,898	75.37%	88.17%
PS	463,650	45,930	35,359	544,939	339,381	40,221	25,247	404,849	74.29%	403,637	74.07%	99.70%
MOOE	788,270			788,270	734,934			734,934	93.23%	601,261	76.28%	81.81%
FY 2021 Continuing Appropriation	41,132			41,132	37,065			37,065	90.11%	27,990	68.05%	75.52%
MOOE	38,664			38,664	34,997			34,997	90.51%	27,236	70.44%	77.82%
CO	2,468			2,468	2,068			2,068	83.80%	754	30.55%	36.46%
Accounts Payable										425,550		
PS										26,637		
MOOE										324,204		
CO										74,709		
National Water Resources Board	129,282	2,182	6,288	137,751	110,766	2,096	5,378	118,240	85.84%	115,824	84.08%	89.72%
Current Year	129,179	2,182	6,288	137,649	110,671	2,096	5,378	118,145	85.83%	105,986	77.00%	89.71%
PS	68,013	2,182	6,288	76,483	56,869	2,096	5,378	64,343	84.13%	64,062	83.76%	99.56%
MOOE	51,980			51,980	47,070			47,070	90.55%	35,193	67.70%	74.77%
CO	9,186			9,186	6,732			6,732	73.29%	6,732	73.29%	100.00%
FY 2021 Continuing Appropriation	103			103	95			95	92.85%	95	92.79%	99.94%
MOOE	2			2	2			2	100.00%	2	96.41%	96.41%
CO	101			101	94			94	92.73%	94	92.73%	100.00%
Accounts Payable										9,742		
PS										22		

STATEMENT OF ALLOTMENTS, OBLIGATIONS, BALANCES AND DISBURSEMENTS (SAOBD)
as of October 31, 2022

PARTICULARS	ALLOTMENTS				OBLIGATIONS INCURRED				BALANCES				OBLIGATION RATE (%)	DISBURSEMENT INCURRED				UTILIZATION RATE (%)	
	PS	MOOE	CO	Total	PS	MOOE	CO	Total	PS	MOOE	CO	Total		PS	MOOE	CO	Total	Disbursement vs Obligation	Disbursement vs Allotment
Department of Environment and Natural Resources	10,962,673,387	10,900,240,765	5,788,798,905	27,651,713,057	8,657,310,735	8,595,629,256	4,536,763,968	21,789,703,960	2,305,362,652	2,304,611,509	1,252,034,937	5,862,009,098	78.80%	8,388,211,993	6,668,294,203	2,954,737,321	18,011,243,517	82.66%	65.14%
Current Year Budget	10,962,673,387	10,347,191,595	5,596,622,905	26,906,487,887	8,657,310,735	8,204,710,702	4,374,165,213	21,236,186,650	2,305,362,652	2,142,480,893	1,222,457,692	5,670,301,237	78.93%	8,388,211,993	6,409,872,339	2,841,570,019	17,639,654,352	83.06%	65.56%
Agency Specific Budget	9,703,935,000	10,244,115,000	5,488,625,000	25,436,675,000	7,581,030,330	8,122,191,261	4,291,095,537	19,994,317,127	2,122,904,670	2,121,923,739	1,197,529,463	5,442,357,873	78.60%	7,346,598,228	6,343,795,380	2,796,129,013	16,486,522,621	82.46%	64.81%
Special Purpose Funds	421,198,387	26,091,490	9,908,510	457,198,387	411,335,299	21,815,875	9,868,508	443,019,682	9,863,088	4,275,615	40,002	14,178,705		399,419,155	16,832,036	2,257,876	418,509,067		
Automatic Appropriation	837,540,000	76,985,105	98,089,395	1,012,614,500	664,945,106	60,703,566	73,201,168	798,849,840	172,594,894	16,281,539	24,888,227	213,764,660		642,194,611	49,244,923	43,183,130	734,622,664		
FY 2021 Continuing Appropriation	-	553,049,170	192,176,000	745,225,170	-	390,918,555	162,598,755	553,517,310	-	162,130,616	29,577,245	191,707,860	74.28%	-	258,421,863	113,167,302	371,589,165		
Unobligated Allotment	-	549,130,115	192,176,000	741,306,115	-	389,727,357	162,598,755	552,326,112	-	159,402,759	29,577,245	188,980,003	74.51%	-	257,935,843	113,167,302	371,103,147		
Special Purpose Funds	-	3,919,055	-	3,919,055	-	1,191,198	-	1,191,198	-	2,727,857	-	2,727,857	30.40%	-	486,018	-	486,018		
Office of the Secretary	8,425,217,381	8,018,703,038	4,173,654,455	20,617,574,874	6,601,603,386	6,116,067,419	3,784,494,952	16,502,165,756	1,823,613,995	1,902,635,619	389,159,503	4,115,409,118	80.04%	6,404,087,281	4,740,494,131	2,783,323,438	13,927,904,850	84.40%	67.55%
Current Year Budget	8,425,217,381	7,578,754,105	3,997,595,395	20,001,566,881	6,601,603,386	5,822,949,368	3,633,300,617	16,057,853,371	1,823,613,995	1,755,804,737	364,294,778	3,943,713,510	80.28%	6,404,087,281	4,548,443,435	2,678,329,105	13,630,859,821	84.89%	68.15%
Agency Specific Budget	7,427,849,000	7,572,088,000	3,969,079,000	18,969,016,000	5,740,438,946	5,818,139,778	3,625,435,869	15,184,014,592	1,687,410,054	1,753,948,222	343,643,131	3,785,001,408	80.05%	5,574,207,320	4,547,899,135	2,677,746,425	12,799,852,880	84.30%	67.48%
Special Purpose Funds	356,628,381	-	-	356,628,381	354,872,839	-	-	354,872,839	1,755,542	-	-	1,755,542		343,105,444	-	-	343,105,444		
Automatic Appropriation	640,740,000	6,666,105	28,516,395	675,922,500	506,291,601	4,809,590	7,864,748	518,965,939	134,448,399	1,856,515	20,651,647	156,956,561		486,774,517	544,300	582,680	487,901,497		
FY 2021 Continuing Appropriation	-	439,948,933	176,059,060	616,007,993	-	293,118,051	151,194,334	444,312,386	-	146,830,882	24,864,726	171,695,607	72.13%	-	192,050,696	104,994,333	297,045,029		
Unobligated Allotment	-	437,650,248	176,059,060	613,709,308	-	293,118,051	151,194,334	444,312,386	-	144,532,197	24,864,726	169,396,922	72.40%	-	192,050,696	104,994,333	297,045,029		
Special Purpose Funds	-	2,298,685	-	2,298,685	-	-	-	-	-	2,298,685	-	2,298,685	0.00%	-	-	-	-		
Environmental Management Bureau	1,075,556,338	1,321,795,767	1,490,420,257	3,887,772,272	888,877,829	1,119,817,357	651,781,750	2,660,476,935	186,678,509	201,978,320	838,638,507	1,227,295,337	68.43%	841,999,292	798,951,737	121,048,079	1,761,999,107	66.23%	45.32%
Current Year Budget	1,075,556,338	1,263,046,490	1,478,570,510	3,817,173,338	888,877,829	1,069,985,242	643,303,264	2,602,166,334	186,678,509	193,061,248	835,267,246	1,215,007,004	68.17%	841,999,292	768,573,929	113,803,879	1,724,377,100	66.27%	45.17%
Agency Specific Budget	972,702,000	1,226,455,000	1,439,270,000	3,638,427,000	803,388,984	1,037,939,926	607,413,286	2,449,342,196	168,713,016	188,515,074	831,856,714	1,189,084,804	67.32%	758,692,973	743,001,894	89,886,003	1,591,580,869		
Special Purpose Funds	14,826,338	26,091,490	9,908,510	50,826,338	12,512,850	21,815,875	9,868,508	44,197,283	2,313,498	4,275,615	40,002	6,629,105		12,379,535	16,832,036	2,257,876	31,469,446		
Automatic Appropriation	88,028,000	10,500,000	29,392,000	127,920,000	72,375,995	10,229,440	26,021,470	108,626,905	15,652,005	270,560	3,370,530	19,293,095		70,926,784	8,740,000	21,660,000	101,326,784		
FY 2021 Continuing Appropriation	-	58,749,186	11,849,747	70,598,934	-	49,832,115	8,478,486	58,310,601	-	8,917,071	3,371,261	12,288,333	82.59%	-	30,377,808	7,244,200	37,622,007		
Unobligated Allotment	-	57,128,816	11,849,747	68,978,564	-	48,640,917	8,478,486	57,119,403	-	8,487,899	3,371,261	11,859,161	82.81%	-	29,891,790	7,244,200	37,135,990		
Special Purpose Funds	-	1,620,370	-	1,620,370	-	1,191,198	-	1,191,198	-	429,172	-	429,172	73.51%	-	486,018	-	486,018		
Mines and Geo-Sciences Bureau	779,993,000	619,723,544	106,272,258	1,505,988,802	650,386,017	500,107,465	84,904,063	1,235,397,545	129,606,983	119,616,080	21,368,195	270,591,257	82.03%	627,417,807	432,693,399	37,757,546	1,097,868,752	88.87%	72.90%
Current Year Budget	779,993,000	604,137,000	104,753,000	1,488,883,000	650,386,017	487,236,188	84,316,968	1,221,939,174	129,606,983	116,900,812	20,436,032	266,948,826	82.07%	627,417,807	424,036,308	37,720,451	1,089,174,566	89.13%	73.15%
Agency Specific Budget	717,635,000	559,318,000	64,572,000	1,341,525,000	598,584,716	452,272,545	45,002,018	1,095,859,278	119,050,284	107,045,455	19,569,982	245,665,722	81.69%	577,400,706	392,843,844	16,780,001	987,024,551	90.07%	73.57%
Automatic Appropriation	62,358,000	44,819,000	40,181,000	147,358,000	51,801,302	34,963,644	39,314,950	126,079,896	10,556,698	9,855,356	866,050	21,278,104		50,017,101	31,192,464	20,940,450	102,150,015		
FY 2021 Continuing Appropriation	-	15,586,544	1,519,258	17,105,802	-	12,871,277	587,095	13,458,372	-	2,715,268	932,163	3,647,431	78.68%	-	8,657,091	37,095	8,694,186		
Unobligated Allotment	-	15,586,544	1,519,258	17,105,802	-	12,871,277	587,095	13,458,372	-	2,715,268	932,163	3,647,431	78.68%	-	8,657,091	37,095	8,694,186		
National Mapping and Resource Information	544,938,825	826,934,388	2,467,936	1,374,341,149	404,848,859	769,931,261	2,068,166	1,176,848,287	140,089,966	57,003,127	399,770	197,492,862	85.63%	403,636,764	628,497,359	754,000	1,032,888,123	87.77%	75.16%
Current Year Budget	544,938,825	788,270,000	-	1,333,208,825	404,848,859	734,934,268	-	1,139,783,128	140,089,966	53,335,732	-	193,425,697	85.49%	403,636,764	601,261,149	-	1,004,897,912	88.17%	75.37%
Agency Specific Budget	463,650,000	788,270,000	-	1,251,920,000	339,380,791	734,934,268	-	1,074,315,060	124,269,209	53,335,732	-	177,604,940	85.81%	338,184,129	601,261,149	-	939,445,278	87.45%	75.04%
Special Purpose Funds	45,929,925	-	-	45,929,925	-	-	-	40,221,152	-	5,708,673	-	5,708,673		40,205,718	-	-	40,205,718		
Automatic Appropriation	35,359,000	-	-	35,359,000	25,246,916	-	-	25,246,916	10,112,084	-	-	10,112,084		25,246,916	-	-	25,246,916		
FY 2021 Continuing Appropriation	-	38,664,388	2,467,936	41,132,324	-	34,996,993	2,068,166	37,065,160	-	3,667,395	399,770	4,067,164	90.11%	-	27,236,210	754,000	27,990,210		
Unobligated Allotment	-	38,664,388	2,467,936	41,132,324	-	34,996,993	2,068,166	37,065,160	-	3,667,395	399,770	4,067,164	90.11%	-	27,236,210	754,000	27,990,210		
National Water Resources Board	76,482,577	51,981,684	9,287,123	137,751,383	64,342,924	47,071,385	6,826,068	118,240,377	12,139,653	4,910,299	2,461,054	19,511,006	85.84%	64,061,686	35,194,138	6,826,068	106,081,892	89.72%	77.01%
Current Year Budget	76,482,577	51,980,000	9,186,000	137,648,577	64,342,924	47,069,701	6,732,295	118,144,920	12,139,653	4,910,299	2,453,705	19,503,657	85.83%	64,061,686	35,192,515	6,732,295</			