



FY 2019 FINANCIAL PLAN
(In Thousand Pesos)

Department : Department of Environment and Natural Resources (DENR)
 Agency : Office of the Secretary
 Operating Unit : ALL
 Organization Code (UACS) : 100010000000
 Report Status : ALL


Particulars	UACS CODE	Current Year's Obligation			Budget Year Obligation Program											
		Actual Jan.1- Sept.30	Estimate Oct.1-Dec.30	Total	Total	COMPREHENSIVE RELEASE					FOR LATER RELEASE(Negative List)					
						Q1	Q2	Q3	Q4	Sub Total	Q1	Q2	Q3	Q4	Sub Total	
1	2	3	4	5=3+4	6=11+16	7	8	9	10	11=7+8+9+10	12	13	14	15	16=12+13+14+15	

Prepared by:


MAYBELL N. MANGUBOS
 Chief, Budget Division


MELINDA C. CAPISTRANO
 Chief, Planning and Programming Division

Recommended by:


WILFREDO J. OBIEN
 Director
 Financial and Management Service

Approved by:


BRESILDA M. GERVACIO
 Assistant Secretary
 Financial Management and information System

FY 2019 FINANCIAL PLAN
(In Thousand Pesos)

Department : Department of Environment and Natural Resources (DENR)
 Agency : Office of the Secretary
 Operating Unit : ALL
 Organization Code (UACS) : 100010000000
 Report Status : ALL

Particulars	UACS CODE	Current Year's Obligation			Budget Year Obligation Program										
		Actual	Estimate	Total	Total	COMPREHENSIVE RELEASE					FOR LATER RELEASE(Negative List)				
		Jan.1-Sept.30	Oct.1-Dec.30	5=3+4	6=11+16	Q1	Q2	Q3	Q4	Sub Total	11=7+8+9+10	Q1	Q2	Q3	Q4
1	2	3	4	5=3+4	6=11+16	7	8	9	10	11=7+8+9+10	12	13	14	15	16=12+13+14+15
Part A					19,297,170	6,407,096	5,002,061	3,875,437	3,913,637	19,198,231	17,804	15,968	38,336	26,831	98,939
Specific Budgets of National Government Agencies	101101				17,470,108	5,529,242	4,682,507	3,590,066	3,569,354	17,371,169	17,804	15,968	38,336	26,831	98,939
General Administration and Support	1E+14				2,930,651	796,384	790,968	589,298	655,062	2,831,712	17,804	15,968	38,336	26,831	98,939
General Management and Supervision	1E+14				2,537,607	730,382	709,942	520,042	577,241	2,537,607					
National Capital Region (NCR)					701,466	150,774	246,838	157,762	146,092	701,466					
Central Office					542,416	113,873	207,740	122,930	97,873	542,416					
PS					226,084	50,030	62,420	48,254	65,380	226,084					
MOOE					164,859	42,843	36,347	54,676	30,993	164,859					
CO					151,473	21,000	108,973	20,000	1,500	151,473					
Forest Management Bureau (FMB)					41,766	11,577	10,570	9,317	10,302	41,766					
PS					14,194	3,182	3,847	2,979	4,186	14,194					
MOOE					24,572	5,395	6,723	6,338	6,116	24,572					
CO					3,000	3,000				3,000					
Land Management Bureau (LMB)					48,755	10,515	11,727	10,559	15,954	48,755					
PS					19,574	4,371	5,332	4,138	5,733	19,574					
MOOE					25,681	5,544	5,462	5,387	9,288	25,681					
CO					3,500	600	933	1,034	933	3,500					
Biodiversity Management Bureau (BMB)					30,380	7,863	8,221	7,718	6,578	30,380					
PS					8,233	1,863	2,221	1,718	2,431	8,233					
MOOE					22,147	6,000	6,000	6,000	4,147	22,147					
NCR - Proper					38,149	6,946	8,580	7,238	15,385	38,149					
MOOE					17,944	2,657	2,836	3,024	9,427	17,944					
Region I - Ilocos					126,880	47,796	27,439	21,734	29,911	126,880					
Regional Office I - Proper					33,209	12,262	7,040	5,659	8,248	33,209					
PS					18,939	4,202	5,117	3,944	5,676	18,939					
MOOE					8,170	1,960	1,923	1,715	2,572	8,170					
CO					6,100	6,100				6,100					
PENRO Ilocos Norte					22,809	8,992	5,014	3,804	4,999	22,809					
PS					13,365	2,969	3,620	2,802	3,974	13,365					
MOOE					4,804	1,383	1,394	1,002	1,025	4,804					
CO					4,640	4,640				4,640					
PENRO Ilocos Sur					27,831	11,268	5,642	4,362	6,559	27,831					
PS					17,417	3,877	4,712	3,646	5,182	17,417					
MOOE					3,784	761	930	716	1,377	3,784					
CO					6,630	6,630				6,630					
PENRO La Union					12,585	5,123	2,517	2,295	2,650	12,585					
PS					7,595	1,694	2,055	1,594	2,252	7,595					
MOOE					2,120	559	462	701	398	2,120					
CO					2,870	2,870				2,870					
PENRO Pangasinan					30,446	10,151	7,226	5,614	7,455	30,446					
PS					21,298	4,735	5,787	4,473	6,303	21,298					
MOOE					5,108	1,376	1,439	1,141	1,152	5,108					
CO					4,040	4,040				4,040					
Cordillera Administrative Region (CAR)					151,785	58,740	30,666	27,477	34,902	151,785					
Regional Office CAR - Proper					28,721	9,598	5,956	5,319	7,848	28,721					
PS					16,446	3,692	4,457	3,435	4,862	16,446					
MOOE					10,175	3,806	1,499	1,884	2,986	10,175					
CO					2,100	2,100				2,100					
PENRO Abra					17,284	7,210	3,380	3,210	3,484	17,284					
PS					8,928	1,988	2,462	1,856	2,622	8,928					
MOOE					4,646	1,512	918	1,354	862	4,646					
CO					3,710	3,710				3,710					
PENRO Apayao					17,218	4,430	4,227	3,969	4,592	17,218					
PS					12,296	2,754	3,349	2,605	3,588	12,296					
MOOE					4,372	1,126	878	1,364	1,004	4,372					
CO					550	550				550					

FY 2019 FINANCIAL PLAN
(In Thousand Pesos)

Department : Department of Environment and Natural Resources (DENR)
 Agency : Office of the Secretary
 Operating Unit : ALL
 Organization Code (UACS) : 100010000000
 Report Status : ALL

Particulars	UACS CODE	Current Year's Obligation			Budget Year Obligation Program										
		Actual Jan.1-Sept.30	Estimate Oct.1-Dec.30	Total 5=3+4	Total 6=11+16	COMPREHENSIVE RELEASE					FOR LATER RELEASE(Negative List)				
						Q1	Q2	Q3	Q4	Sub Total 11=7+8+9+10	Q1	Q2	Q3	Q4	Sub Total 16=12+13+14+15
1	2	3	4	5=3+4	6=11+16	7	8	9	10	11=7+8+9+10	12	13	14	15	16=12+13+14+15
PENRO Benguet					22,867	9,182	4,746	3,981	4,958	22,867					
PS					12,834	2,872	3,490	2,712	3,760	12,834					
MOOE					4,953	1,230	1,256	1,269	1,198	4,953					
CO					5,080	5,080				5,080					
PENRO Ifugao					19,207	6,385	4,394	3,790	4,638	19,207					
PS					12,654	2,834	3,445	2,675	3,700	12,654					
MOOE					4,343	1,341	949	1,115	938	4,343					
CO					2,210	2,210				2,210					
PENRO Kalinga					26,207	13,418	4,422	3,733	4,634	26,207					
PS					12,686	2,842	3,452	2,683	3,709	12,686					
MOOE					4,311	1,366	970	1,050	925	4,311					
CO					9,210	9,210				9,210					
PENRO Mt. Province					20,281	8,517	3,541	3,475	4,748	20,281					
PS					10,984	2,439	2,961	2,294	3,290	10,984					
MOOE					4,197	978	580	1,181	1,458	4,197					
CO					5,100	5,100				5,100					
Region II - Cagayan Valley					108,194	28,556	28,089	23,512	28,037	108,194					
Regional Office II - Proper					28,192	10,867	5,980	5,022	6,323	28,192					
PS					15,495	3,469	4,213	3,254	4,559	15,495					
MOOE					7,067	1,768	1,767	1,768	1,764	7,067					
CO					5,630	5,630				5,630					
PENRO Batanes					9,138	1,414	3,136	2,843	1,745	9,138					
PS					4,796	1,078	1,301	1,006	1,411	4,796					
MOOE					1,342	336	335	337	334	1,342					
CO					3,000		1,500	1,500		3,000					
PENRO Cagayan					21,028	4,829	5,632	4,642	5,925	21,028					
PS					16,230	3,627	4,433	3,442	4,728	16,230					
MOOE					4,798	1,202	1,199	1,200	1,197	4,798					
PENRO Isabela					24,302	5,588	6,499	5,372	6,843	24,302					
PS					18,460	4,128	5,039	3,911	5,382	18,460					
MOOE					5,842	1,460	1,460	1,461	1,461	5,842					
PENRO Nueva Vizcaya					13,793	3,161	3,702	3,044	3,886	13,793					
PS					10,775	2,406	2,948	2,289	3,132	10,775					
MOOE					3,018	755	754	755	754	3,018					
PENRO Quirino					11,741	2,697	3,140	2,589	3,315	11,741					
PS					8,960	2,003	2,443	1,893	2,621	8,960					
MOOE					2,781	694	697	696	694	2,781					
Region III - Central Luzon					150,804	35,795	49,533	29,364	36,112	150,804					
Regional Office III - Proper					35,575	7,261	12,724	7,028	8,562	35,575					
PS					19,180	3,970	5,421	3,971	5,818	19,180					
MOOE					11,395	2,541	3,553	2,557	2,744	11,395					
CO					5,000	750	3,750	500		5,000					
PENRO Aurora					17,768	3,870	6,158	3,865	3,875	17,768					
PS					10,177	2,117	2,867	2,115	3,078	10,177					
MOOE					3,091	753	791	750	797	3,091					
CO					4,500	1,000	2,500	1,000		4,500					
PENRO Bataan					21,767	6,022	7,820	3,871	4,054	21,767					
PS					10,194	2,134	2,889	2,133	3,038	10,194					
MOOE					2,973	538	681	738	1,016	2,973					
CO					8,600	3,350	4,250	1,000		8,600					
PENRO Bulacan					15,013	3,252	4,153	3,275	4,333	15,013					
PS					11,869	2,487	3,344	2,487	3,551	11,869					
MOOE					3,144	765	809	788	782	3,144					
PENRO Nueva Ecija					21,614	4,140	9,078	3,772	4,624	21,614					
PS					11,554	2,418	3,245	2,418	3,473	11,554					

FY 2019 FINANCIAL PLAN
(In Thousand Pesos)

Department : Department of Environment and Natural Resources (DENR)
 Agency : Office of the Secretary
 Operating Unit : ALL
 Organization Code (UACS) : 100010000000
 Report Status : ALL

Particulars 1	UACS CODE 2	Current Year's Obligation			Budget Year Obligation Program										
		Actual Jan.1-Sept.30 3	Estimate Oct.1-Dec.30 4	Total 5=3+4	Total 6=11+16	COMPREHENSIVE RELEASE					FOR LATER RELEASE(Negative List)				
						Q1 7	Q2 8	Q3 9	Q4 10	Sub Total 11=7+8+9+10	Q1 12	Q2 13	Q3 14	Q4 15	Sub Total 16=12+13+14+15
MOOE					3,560	747	860	802	1,151	3,560					
CO					6,500	975	4,973	552		6,500					
PENRO Pampanga					9,392	2,063	2,494	1,945	2,890	9,392					
PS					6,927	1,450	1,950	1,450	2,077	6,927					
MOOE					2,465	613	544	495	813	2,465					
PENRO Tarlac					12,877	2,779	3,510	2,759	3,829	12,877					
PS					10,382	2,171	2,928	2,171	3,112	10,382					
MOOE					2,495	608	582	588	717	2,495					
PENRO Zambales					16,798	6,408	3,596	2,849	3,945	16,798					
PS					10,810	2,255	3,040	2,256	3,259	10,810					
MOOE					2,388	553	556	593	686	2,388					
CO					3,600	3,600				3,600					
Region IVA - CALABARZON					213,090	82,156	46,243	39,137	45,554	213,090					
Ecosystems Research and Development					63,426	13,047	18,597	15,248	16,534	63,426					
PS					15,341	3,431	4,171	3,235	4,504	15,341					
MOOE					22,825	4,564	6,848	5,698	5,715	22,825					
CO					25,260	5,052	7,578	6,315	6,315	25,260					
Regional Office IVA - Proper					78,982	44,920	11,511	10,496	12,055	78,982					
PS					18,392	4,126	4,975	3,836	5,455	18,392					
MOOE					26,590	6,794	6,536	6,660	6,600	26,590					
CO					34,000	34,000				34,000					
PENRO Batangas					18,877	7,859	3,835	3,149	4,034	18,877					
PS					10,889	2,422	2,983	2,312	3,172	10,889					
MOOE					5,888	3,337	852	837	862	5,888					
CO					2,100	2,100				2,100					
PENRO Cavite					10,996	4,835	2,142	1,786	2,233	10,996					
PS					5,686	1,263	1,563	1,207	1,653	5,686					
MOOE					4,310	2,572	579	579	580	4,310					
CO					1,000	1,000				1,000					
PENRO Laguna					14,005	5,324	2,999	2,502	3,180	14,005					
PS					8,264	1,836	2,270	1,757	2,401	8,264					
MOOE					3,041	788	729	745	779	3,041					
CO					2,700	2,700				2,700					
PENRO Quezon					19,723	4,529	5,280	4,369	5,545	19,723					
PS					14,803	3,299	4,046	3,131	4,327	14,803					
MOOE					4,920	1,230	1,234	1,238	1,218	4,920					
PENRO Rizal					7,081	1,642	1,879	1,587	1,973	7,081					
PS					4,701	1,048	1,285	993	1,375	4,701					
MOOE					2,380	594	594	594	598	2,380					
Region IVB - MIMAROPA					100,974	26,135	29,225	21,362	24,252	100,974					
Regional Office IV-B - Proper					28,217	6,168	9,590	5,586	6,873	28,217					
PS					16,759	3,734	4,571	3,521	4,933	16,759					
MOOE					8,458	2,434	2,019	2,065	1,940	8,458					
CO					3,000		3,000			3,000					
PENRO Marinduque					13,403	6,347	3,467	1,575	2,014	13,403					
PS					5,089	1,139	1,382	1,066	1,502	5,089					
MOOE					2,214	683	510	509	512	2,214					
CO					6,100	4,525	1,575			6,100					
PENRO Occidental Mindoro					13,861	2,813	4,899	2,725	3,424	13,861					
PS					8,862	1,979	2,418	1,871	2,594	8,862					
MOOE					3,299	834	781	854	830	3,299					
CO					1,700		1,700			1,700					
PENRO Oriental Mindoro					11,331	3,134	2,835	2,327	3,035	11,331					
PS					8,265	1,847	2,250	1,743	2,425	8,265					
MOOE					3,066	1,287	585	584	610	3,066					

FY 2019 FINANCIAL PLAN
(In Thousand Pesos)

Department : Department of Environment and Natural Resources (DENR)
 Agency : Office of the Secretary
 Operating Unit : ALL
 Organization Code (UACS) : 100010000000
 Report Status : ALL

Particulars 1	UACS CODE 2	Current Year's Obligation			Budget Year Obligation Program										
		Actual Jan.1-Sept.30 3	Estimate Oct.1-Dec.30 4	Total 5=3+4	Total 6=11+16	COMPREHENSIVE RELEASE					FOR LATER RELEASE(Negative List)				
						Q1 7	Q2 8	Q3 9	Q4 10	Sub Total 11=7+8+9+10	Q1 12	Q2 13	Q3 14	Q4 15	Sub Total 16=12+13+14+15
PENRO Palawan					25,630	5,636	6,183	7,266	6,545	25,630					
PS					16,934	3,787	4,606	3,569	4,972	16,934					
MOOE					6,596	1,849	1,577	1,597	1,573	6,596					
CO					2,100			2,100		2,100					
PENRO Romblon					8,532	2,037	2,251	1,883	2,361	8,532					
PS					6,803	1,515	1,860	1,442	1,986	6,803					
MOOE					1,729	522	391	441	375	1,729					
Region V - Bicol					96,045	18,846	33,532	18,827	24,840	96,045					
Regional Office V - Proper					25,392	5,573	6,948	5,572	7,299	25,392					
PS					18,103	3,752	5,126	3,749	5,476	18,103					
MOOE					7,289	1,821	1,822	1,823	1,823	7,289					
PENRO Albay					11,281	2,016	4,565	2,004	2,696	11,281					
PS					7,456	1,560	2,105	1,556	2,235	7,456					
MOOE					1,825	456	460	448	461	1,825					
CO					2,000		2,000			2,000					
PENRO Camarines Norte					7,912	1,713	2,192	1,712	2,295	7,912					
PS					6,612	1,389	1,867	1,386	1,970	6,612					
MOOE					1,300	324	325	326	325	1,300					
PENRO Camarines Sur					23,429	3,453	12,060	3,452	4,464	23,429					
PS					12,167	2,564	3,468	2,562	3,573	12,167					
MOOE					3,562	889	892	890	891	3,562					
CO					7,700		7,700			7,700					
PENRO Catanduanes					7,531	1,631	2,084	1,631	2,185	7,531					
PS					6,306	1,327	1,777	1,323	1,879	6,306					
MOOE					1,225	304	307	308	306	1,225					
PENRO Masbate					12,135	2,646	3,352	2,644	3,493	12,135					
PS					9,666	2,030	2,734	2,027	2,875	9,666					
MOOE					2,469	616	618	617	618	2,469					
PENRO Sorsogon					8,365	1,814	2,331	1,812	2,408	8,365					
PS					7,087	1,497	2,012	1,491	2,087	7,087					
MOOE					1,278	317	319	321	321	1,278					
Region VI - Western Visayas					143,114	62,263	28,042	23,199	29,610	143,114					
Regional Office VI - Proper					25,999	7,812	6,315	5,747	6,125	25,999					
PS					14,801	3,359	4,004	3,101	4,337	14,801					
MOOE					11,198	4,453	2,311	2,646	1,788	11,198					
PENRO Aklan					19,613	12,221	2,571	2,066	2,755	19,613					
PS					8,321	1,876	2,255	1,751	2,439	8,321					
MOOE					1,292	345	316	315	316	1,292					
CO					10,000	10,000				10,000					
PENRO Antique					14,794	3,374	3,924	3,166	4,330	14,794					
PS					12,377	2,795	3,362	2,609	3,611	12,377					
MOOE					2,417	579	562	557	719	2,417					
PENRO Capiz					14,868	7,034	2,714	2,182	2,938	14,868					
PS					8,997	2,041	2,450	1,899	2,607	8,997					
MOOE					1,271	393	264	283	331	1,271					
CO					4,600	4,600				4,600					
PENRO Iloilo					32,771	18,653	4,918	3,939	5,261	32,771					
PS					14,927	3,367	4,063	3,136	4,361	14,927					
MOOE					3,444	886	855	803	900	3,444					
CO					14,400	14,400				14,400					
PENRO Guimaras					9,195	2,203	2,460	1,944	2,588	9,195					
PS					7,878	1,764	2,141	1,662	2,311	7,878					
MOOE					1,317	439	319	282	277	1,317					
PENRO Negros Occidental					25,874	10,966	5,140	4,155	5,613	25,874					
PS					16,374	3,764	4,399	3,413	4,798	16,374					

FY 2019 FINANCIAL PLAN
(In Thousand Pesos)

Department : Department of Environment and Natural Resources (DENR)
 Agency : Office of the Secretary
 Operating Unit : ALL
 Organization Code (UACS) : 100010000000
 Report Status : ALL

Particulars	UACS CODE	Current Year's Obligation			Budget Year Obligation Program										
		Actual Jan.1-Sept.30	Estimate Oct.1-Dec.30	Total 5=3+4	Total 6=11+16	COMPREHENSIVE RELEASE					FOR LATER RELEASE(Negative List)				
						Q1	Q2	Q3	Q4	Sub Total 11=7+8+9+10	Q1	Q2	Q3	Q4	Sub Total 16=12+13+14+15
1	2	3	4	5=3+4	6=11+16	7	8	9	10	11=7+8+9+10	12	13	14	15	16=12+13+14+15
MOOE					3,000	702	741	742	815	3,000					
CO					6,500	6,500				6,500					
Region VII - Central Visayas					110,379	50,440	21,464	17,164	21,311	110,379					
Regional Office VII - Proper					48,689	29,551	6,909	5,480	6,749	48,689					
PS					17,532	3,677	5,008	3,676	5,171	17,532					
MOOE					7,157	1,874	1,901	1,804	1,578	7,157					
CO					24,000	24,000				24,000					
PENRO Bohol					14,583	3,223	4,028	3,233	4,099	14,583					
PS					11,169	2,373	3,172	2,376	3,248	11,169					
MOOE					3,414	850	856	857	851	3,414					
PENRO Cebu					24,103	11,558	4,445	3,564	4,536	24,103					
PS					12,073	2,555	3,434	2,555	3,529	12,073					
MOOE					4,030	1,003	1,011	1,009	1,007	4,030					
CO					8,000	8,000				8,000					
PENRO Negros Oriental					13,975	3,079	3,864	3,105	3,927	13,975					
PS					10,665	2,269	3,027	2,269	3,100	10,665					
MOOE					3,310	810	837	836	827	3,310					
PENRO Siquijor					9,029	3,029	2,218	1,782	2,000	9,029					
PS					6,082	1,294	1,729	1,293	1,766	6,082					
MOOE					1,447	235	489	489	234	1,447					
CO					1,500	1,500				1,500					
Region VIII - Eastern Visayas					103,208	27,817	26,175	21,807	27,409	103,208					
Regional Office VIII - Proper					28,472	6,570	7,515	6,337	8,050	28,472					
PS					16,292	3,609	4,375	3,368	4,940	16,292					
MOOE					12,180	2,961	3,140	2,969	3,110	12,180					
PENRO Biliran					9,016	2,834	2,152	1,762	2,268	9,016					
PS					7,008	1,564	1,917	1,484	2,043	7,008					
MOOE					1,008	270	235	278	225	1,008					
CO					1,000	1,000				1,000					
PENRO Leyte					15,040	4,282	3,849	3,055	3,854	15,040					
PS					10,496	2,353	2,852	2,219	3,072	10,496					
MOOE					3,544	929	997	836	782	3,544					
CO					1,000	1,000				1,000					
PENRO Southern Leyte					11,903	3,637	2,894	2,343	3,029	11,903					
PS					8,366	1,873	2,275	1,764	2,454	8,366					
MOOE					2,537	764	619	579	575	2,537					
CO					1,000	1,000				1,000					
PENRO Eastern Samar					12,500	3,693	3,052	2,612	3,143	12,500					
PS					8,964	2,001	2,449	1,896	2,618	8,964					
MOOE					2,536	692	603	716	525	2,536					
CO					1,000	1,000				1,000					
PENRO Northern Samar					14,024	4,001	3,485	2,880	3,658	14,024					
PS					10,589	2,363	2,891	2,236	3,099	10,589					
MOOE					2,435	638	594	644	559	2,435					
CO					1,000	1,000				1,000					
PENRO Western Samar					12,253	2,800	3,228	2,818	3,407	12,253					
PS					9,618	2,144	2,628	2,027	2,819	9,618					
MOOE					2,635	656	600	791	588	2,635					
Region IX - Zamboanga Peninsula					76,064	17,512	20,280	16,918	21,354	76,064					
Regional Office IX- Proper					33,813	8,026	8,815	7,796	9,176	33,813					
PS					16,109	3,590	4,395	3,380	4,744	16,109					
MOOE					17,704	4,436	4,420	4,416	4,432	17,704					
PENRO Zamboanga del Norte					14,753	3,324	4,009	3,206	4,214	14,753					
PS					12,879	2,869	3,523	2,723	3,764	12,879					
MOOE					1,874	455	486	483	450	1,874					

FY 2019 FINANCIAL PLAN
(In Thousand Pesos)

Department : Department of Environment and Natural Resources (DENR)
 Agency : Office of the Secretary
 Operating Unit : ALL
 Organization Code (UACS) : 100010000000
 Report Status : ALL

Particulars	UACS CODE	Current Year's Obligation			Budget Year Obligation Program										
		Actual Jan.1-Sept.30	Estimate Oct.1-Dec.30	Total 5=3+4	Total 6=11+16	COMPREHENSIVE RELEASE					FOR LATER RELEASE(Negative List)				
						Q1	Q2	Q3	Q4	Sub Total 11=7+8+9+10	Q1	Q2	Q3	Q4	Sub Total 16=12+13+14+15
1	2	3	4	5=3+4	6=11+16	7	8	9	10	11=7+8+9+10	12	13	14	15	16=12+13+14+15
PENRO Zamboanga del Sur					12,821	2,889	3,481	2,764	3,687	12,821					
PS					11,687	2,605	3,192	2,467	3,423	11,687					
MOOE					1,134	284	289	297	264	1,134					
PENRO Zamboanga Sibugay					14,677	3,273	3,975	3,152	4,277	14,677					
PS					13,172	2,936	3,593	2,762	3,881	13,172					
MOOE					1,505	337	382	390	396	1,505					
Region X - Northern Mindanao					125,974	47,223	27,728	21,651	29,372	125,974					
Regional Office X - Proper					40,559	16,058	8,503	6,914	9,084	40,559					
PS					19,575	4,089	5,585	4,091	5,810	19,575					
MOOE					11,784	2,769	2,918	2,823	3,274	11,784					
CO					9,200	9,200				9,200					
PENRO Bukidnon					24,992	8,537	5,812	4,474	6,169	24,992					
PS					17,023	3,608	4,839	3,605	4,971	17,023					
MOOE					3,969	929	973	869	1,198	3,969					
CO					4,000	4,000				4,000					
PENRO Camiguin					7,645	1,651	2,145	1,638	2,211	7,645					
PS					6,543	1,383	1,864	1,385	1,911	6,543					
MOOE					1,102	268	281	253	300	1,102					
PENRO Lanao del Norte					16,680	7,494	3,254	2,461	3,471	16,680					
PS					9,474	1,976	2,704	1,977	2,817	9,474					
MOOE					2,206	518	550	484	654	2,206					
CO					5,000	5,000				5,000					
PENRO Misamis Occidental					14,495	4,329	3,621	2,795	3,750	14,495					
PS					10,789	2,292	3,062	2,293	3,142	10,789					
MOOE					2,206	537	559	502	608	2,206					
CO					1,500	1,500				1,500					
PENRO Misamis Oriental					21,603	9,154	4,393	3,369	4,687	21,603					
PS					13,597	2,863	3,872	2,865	3,997	13,597					
MOOE					2,206	491	521	504	690	2,206					
CO					5,800	5,800				5,800					
Region XI - Davao					91,520	23,613	22,956	22,801	22,150	91,520					
Regional Office XI - Proper					26,095	8,083	5,931	6,077	6,004	26,095					
PS					15,987	3,996	3,997	3,997	3,997	15,987					
MOOE					8,608	2,587	1,934	2,080	2,007	8,608					
CO					1,500	1,500				1,500					
PENRO Compostela Valley					14,471	3,182	3,758	3,791	3,740	14,471					
PS					11,568	2,892	2,892	2,892	2,892	11,568					
MOOE					2,903	290	866	899	848	2,903					
PENRO Davao del Norte					12,365	3,000	3,458	3,096	2,811	12,365					
PS					9,521	2,380	2,380	2,380	2,381	9,521					
MOOE					2,844	620	1,078	716	430	2,844					
PENRO Davao del Sur					13,513	3,372	3,373	3,373	3,395	13,513					
PS					10,116	2,529	2,529	2,529	2,529	10,116					
MOOE					3,397	843	844	844	866	3,397					
PENRO Davao Oriental					23,299	5,536	5,993	6,023	5,747	23,299					
PS					18,551	4,637	4,638	4,638	4,638	18,551					
MOOE					4,748	899	1,355	1,385	1,109	4,748					
PENRO Davao Occidental					1,777	440	443	441	453	1,777					
PS					252	63	63	63	63	252					
MOOE					1,525	377	380	378	390	1,525					
Region XII - SOCCSKSARGEN					108,654	31,123	33,887	20,159	23,485	108,654					
Regional Office XII - Proper					38,015	10,864	10,976	7,289	8,886	38,015					
PS					19,750	4,398	5,390	4,141	5,821	19,750					
MOOE					12,265	2,966	3,086	3,148	3,065	12,265					
CO					6,000	3,500	2,500			6,000					

FY 2019 FINANCIAL PLAN
(In Thousand Pesos)

Department : Department of Environment and Natural Resources (DENR)
 Agency : Office of the Secretary
 Operating Unit : ALL
 Organization Code (UACS) : 100010000000
 Report Status : ALL

Particulars	UACS CODE	Current Year's Obligation			Budget Year Obligation Program										
		Actual Jan.1-Sept.30	Estimate Oct.1-Dec.30	Total 5=3+4	Total 6=11+16	COMPREHENSIVE RELEASE					FOR LATER RELEASE(Negative List)				
						Q1	Q2	Q3	Q4	Sub Total 11=7+8+9+10	Q1	Q2	Q3	Q4	Sub Total 16=12+13+14+15
1	2	3	4	5=3+4	6=11+16	7	8	9	10	11=7+8+9+10	12	13	14	15	16=12+13+14+15
PENRO North Cotabato					14,254	4,087	4,510	2,499	3,158	14,254					
PS					8,022	1,783	2,197	1,694	2,348	8,022					
MOOE					3,232	804	813	805	810	3,232					
CO					3,000	1,500	1,500			3,000					
PENRO Sarangani					13,555	2,748	3,252	4,164	3,391	13,555					
PS					9,214	2,040	2,537	1,958	2,679	9,214					
MOOE					2,841	708	715	706	712	2,841					
CO					1,500			1,500		1,500					
PENRO South Cotabato					22,193	6,503	9,059	2,898	3,733	22,193					
PS					10,332	2,293	2,836	2,187	3,016	10,332					
MOOE					2,861	710	723	711	717	2,861					
CO					9,000	3,500	5,500			9,000					
PENRO Sultan Kudarat					20,637	6,921	6,090	3,309	4,317	20,637					
PS					12,318	2,738	3,374	2,602	3,604	12,318					
MOOE					2,844	708	716	707	713	2,844					
CO					5,475	3,475	2,000			5,475					
Region XIII - CARAGA					129,456	21,593	37,845	37,168	32,850	129,456					
Regional Office XIII - Proper					31,842	5,671	12,097	6,783	7,291	31,842					
PS					15,656	3,475	4,253	3,268	4,660	15,656					
MOOE					8,986	2,196	2,044	2,115	2,631	8,986					
CO					7,200		5,800	1,400		7,200					
PENRO Agusan del Norte					16,417	3,141	3,731	5,463	4,082	16,417					
PS					11,353	2,531	3,104	2,405	3,313	11,353					
MOOE					2,634	610	627	628	769	2,634					
CO					2,430			2,430		2,430					
PENRO Agusan del Sur					28,161	4,206	5,969	11,546	6,440	28,161					
PS					14,527	3,237	3,952	3,061	4,277	14,527					
MOOE					4,684	969	1,072	1,110	1,533	4,684					
CO					8,950		945	7,375	630	8,950					
PENRO Surigao del Norte					21,937	3,262	6,031	3,894	8,750	21,937					
PS					9,405	2,088	2,561	1,983	2,773	9,405					
MOOE					1,832	424	470	411	527	1,832					
CO					10,700	750	3,000	1,500	5,450	10,700					
PENRO Surigao del Sur					19,573	4,354	6,693	3,568	4,958	19,573					
PS					13,630	3,023	3,714	2,873	4,020	13,630					
MOOE					3,213	811	769	695	938	3,213					
CO					2,730	520	2,210			2,730					
PENRO Dinagat Islands					11,526	959	3,324	5,914	1,329	11,526					
PS					3,432	770	923	713	1,026	3,432					
MOOE					884	189	191	201	303	884					
CO					7,210		2,210	5,000		7,210					
Human Resource Development	1E+14				294,105	66,002	81,026	69,256	77,821	294,105					
National Capital Region (NCR)					106,573	23,581	28,894	26,474	27,624	106,573					
Central Office					88,758	18,849	25,003	22,102	22,804	88,758					
PS					30,320	6,736	8,304	6,376	8,904	30,320					
MOOE					58,438	12,113	16,699	15,726	13,900	58,438					
Forest Management Bureau (FMB)					4,101	1,043	1,007	1,205	846	4,101					
PS					1,461	329	395	305	432	1,461					
MOOE					2,640	714	612	900	414	2,640					
Land Management Bureau (LMB)					4,993	901	966	877	2,249	4,993					
PS					1,476	332	398	308	438	1,476					
MOOE					3,517	569	568	569	1,811	3,517					
Biodiversity Management Bureau (BMB)					2,863	748	802	701	612	2,863					
PS					1,208	273	327	251	357	1,208					
MOOE					1,655	475	475	450	255	1,655					

FY 2019 FINANCIAL PLAN
(In Thousand Pesos)

Department : Department of Environment and Natural Resources (DENR)
 Agency : Office of the Secretary
 Operating Unit : ALL
 Organization Code (UACS) : 100010000000
 Report Status : ALL

Particulars	UACS CODE	Current Year's Obligation			Budget Year Obligation Program										
		Actual Jan.1-Sept.30	Estimate Oct.1-Dec.30	Total 5=3+4	Total 6=11+16	COMPREHENSIVE RELEASE					FOR LATER RELEASE(Negative List)				
						Q1	Q2	Q3	Q4	Sub Total 11=7+8+9+10	Q1	Q2	Q3	Q4	Sub Total 16=12+13+14+15
1	2	3	4	5=3+4	6=11+16	7	8	9	10	11=7+8+9+10	12	13	14	15	16=12+13+14+15
NCR - Proper					5,858	2,040	1,116	1,589	1,113	5,858					
PS					1,758	369	503	367	519	1,758					
MOOE					4,100	1,671	613	1,222	594	4,100					
Region I - Ilocos					12,098	3,350	2,718	2,184	3,846	12,098					
Regional Office I - Proper					9,357	2,736	1,976	1,613	3,032	9,357					
PS					6,005	1,338	1,637	1,253	1,777	6,005					
MOOE					3,352	1,398	339	360	1,255	3,352					
PENRO Ilocos Norte					513	113	143	107	150	513					
PS					513	113	143	107	150	513					
PENRO Ilocos Sur					727	164	196	150	217	727					
PS					727	164	196	150	217	727					
PENRO La Union					767	171	206	161	229	767					
PS					767	171	206	161	229	767					
PENRO Pangasinan					734	166	197	153	218	734					
PS					734	166	197	153	218	734					
Cordillera Administrative Region (CAR)					13,071	2,908	3,608	3,272	3,283	13,071					
Regional Office CAR - Proper					9,211	2,034	2,559	2,472	2,146	9,211					
PS					5,321	1,186	1,451	1,113	1,571	5,321					
MOOE					3,890	848	1,108	1,359	575	3,890					
PENRO Abra					727	164	197	152	214	727					
PS					727	164	197	152	214	727					
PENRO Apayao					727	166	197	150	214	727					
PS					727	166	197	150	214	727					
PENRO Benguet					727	164	198	151	214	727					
PS					727	164	198	151	214	727					
PENRO Ifugao					727	162	198	150	217	727					
PS					727	162	198	150	217	727					
PENRO Kalinga					476	109	129	99	139	476					
PS					476	109	129	99	139	476					
PENRO Mt. Province					476	109	130	98	139	476					
PS					476	109	130	98	139	476					
Region II - Cagayan Valley					13,490	2,947	3,581	3,019	3,943	13,490					
Regional Office II - Proper					9,776	2,103	2,573	2,252	2,848	9,776					
PS					5,657	1,261	1,543	1,183	1,670	5,657					
MOOE					4,119	842	1,030	1,069	1,178	4,119					
PENRO Batanes					755	171	205	156	223	755					
PS					755	171	205	156	223	755					
PENRO Cagayan					727	166	197	150	214	727					
PS					727	166	197	150	214	727					
PENRO Isabela					727	166	197	150	214	727					
PS					727	166	197	150	214	727					
PENRO Nueva Vizcaya					755	171	205	156	223	755					
PS					755	171	205	156	223	755					
PENRO Quirino					750	170	204	155	221	750					
PS					750	170	204	155	221	750					
Region III - Central Luzon					10,342	1,977	2,907	2,203	3,255	10,342					
Regional Office III - Proper					6,812	1,232	1,908	1,444	2,228	6,812					
PS					2,622	545	751	546	780	2,622					
MOOE					4,190	687	1,157	898	1,448	4,190					
PENRO Aurora					513	107	146	110	150	513					
PS					513	107	146	110	150	513					
PENRO Bataan					476	99	136	101	140	476					
PS					476	99	136	101	140	476					
PENRO Nueva Ecija					727	151	208	153	215	727					
PS					727	151	208	153	215	727					

FY 2019 FINANCIAL PLAN
(In Thousand Pesos)

Department : Department of Environment and Natural Resources (DENR)
 Agency : Office of the Secretary
 Operating Unit : ALL
 Organization Code (UACS) : 100010000000
 Report Status : ALL

Particulars	UACS CODE	Current Year's Obligation			Budget Year Obligation Program										
		Actual Jan.1-Sept.30	Estimate Oct.1-Dec.30	Total 5=3+4	Total 6=11+16	COMPREHENSIVE RELEASE					FOR LATER RELEASE(Negative List)				
						Q1	Q2	Q3	Q4	Sub Total 11=7+8+9+10	Q1	Q2	Q3	Q4	Sub Total 16=12+13+14+15
1	2	3	4	5=3+4	6=11+16	7	8	9	10	11=7+8+9+10	12	13	14	15	16=12+13+14+15
PENRO Tarlac					1,814	388	509	395	522	1,814					
PS					1,814	388	509	395	522	1,814					
Region IVA - CALABARZON					16,133	3,681	4,386	4,007	4,059	16,133					
Ecosystems Research and Development					3,231	679	935	741	876	3,231					
PS					1,576	348	436	330	462	1,576					
MOOE					1,655	331	499	411	414	1,655					
Regional Office IVA - Proper					9,438	2,223	2,513	2,544	2,158	9,438					
PS					5,926	1,321	1,615	1,237	1,753	5,926					
MOOE					3,512	902	898	1,307	405	3,512					
PENRO Batangas					727	164	196	150	217	727					
PS					727	164	196	150	217	727					
PENRO Cavite					476	105	131	100	140	476					
PS					476	105	131	100	140	476					
PENRO Laguna					767	173	208	159	227	767					
PS					767	173	208	159	227	767					
PENRO Quezon					767	173	207	161	226	767					
PS					767	173	207	161	226	767					
PENRO Rizal					727	164	196	152	215	727					
PS					727	164	196	152	215	727					
Region IVB - MIMAROPA					11,344	2,097	3,599	2,754	2,894	11,344					
Regional Office IV-B - Proper					8,964	1,564	2,949	2,257	2,194	8,964					
PS					4,356	973	1,181	907	1,295	4,356					
MOOE					4,608	591	1,768	1,350	899	4,608					
PENRO Marinduque					476	107	129	99	141	476					
PS					476	107	129	99	141	476					
PENRO Occidental Mindoro					476	107	131	99	139	476					
PS					476	107	131	99	139	476					
PENRO Oriental Mindoro					476	106	129	99	142	476					
PS					476	106	129	99	142	476					
PENRO Palawan					476	107	131	99	139	476					
PS					476	107	131	99	139	476					
PENRO Romblon					476	106	130	101	139	476					
PS					476	106	130	101	139	476					
Region V - Bicol					13,189	2,918	3,645	2,903	3,723	13,189					
Regional Office V - Proper					9,043	2,044	2,453	2,044	2,502	9,043					
PS					5,221	1,090	1,497	1,088	1,546	5,221					
MOOE					3,822	954	956	956	956	3,822					
PENRO Albay					727	153	209	151	214	727					
PS					727	153	209	151	214	727					
PENRO Camarines Norte					727	153	209	151	214	727					
PS					727	153	209	151	214	727					
PENRO Camarines Sur					727	153	210	150	214	727					
PS					727	153	210	150	214	727					
PENRO Catanduanes					727	153	209	151	214	727					
PS					727	153	209	151	214	727					
PENRO Masbate					762	160	219	158	225	762					
PS					762	160	219	158	225	762					
PENRO Sorsogon					476	102	136	98	140	476					
PS					476	102	136	98	140	476					
Region VI - Western Visayas					11,333	2,540	3,066	2,590	3,137	11,333					
Regional Office VI - Proper					8,933	1,991	2,413	2,091	2,438	8,933					
PS					5,191	1,162	1,408	1,083	1,538	5,191					
MOOE					3,742	829	1,005	1,008	900	3,742					
PENRO Aklan					481	110	131	100	140	481					
PS					481	110	131	100	140	481					

FY 2019 FINANCIAL PLAN
(In Thousand Pesos)

Department : Department of Environment and Natural Resources (DENR)
 Agency : Office of the Secretary
 Operating Unit : ALL
 Organization Code (UACS) : 100010000000
 Report Status : ALL

Particulars	UACS CODE	Current Year's Obligation			Budget Year Obligation Program										
		Actual Jan.1-Sept.30	Estimate Oct.1-Dec.30	Total 5=3+4	Total 6=11+16	COMPREHENSIVE RELEASE					FOR LATER RELEASE(Negative List)				
						Q1	Q2	Q3	Q4	Sub Total 11=7+8+9+10	Q1	Q2	Q3	Q4	Sub Total 16=12+13+14+15
1	2	3	4	5=3+4	6=11+16	7	8	9	10	11=7+8+9+10	12	13	14	15	16=12+13+14+15
PENRO Antique					476	109	129	99	139	476					
PS					476	109	129	99	139	476					
PENRO Capiz					481	110	131	100	140	481					
PS					481	110	131	100	140	481					
PENRO Iloilo					481	110	131	100	140	481					
PS					481	110	131	100	140	481					
PENRO Negros Occidental					481	110	131	100	140	481					
PS					481	110	131	100	140	481					
Region VII - Central Visayas					13,945	3,042	3,948	3,281	3,674	13,945					
Regional Office VII - Proper					10,439	2,312	2,941	2,554	2,632	10,439					
PS					5,949	1,243	1,705	1,242	1,759	5,949					
MOOE					4,490	1,069	1,236	1,312	873	4,490					
PENRO Bohol					750	157	215	156	222	750					
PS					750	157	215	156	222	750					
PENRO Cebu					971	200	280	201	290	971					
PS					971	200	280	201	290	971					
PENRO Negros Oriental					1,050	220	301	218	311	1,050					
PS					1,050	220	301	218	311	1,050					
PENRO Siquijor					735	153	211	152	219	735					
PS					735	153	211	152	219	735					
Region VIII - Eastern Visayas					13,469	2,859	4,208	3,322	3,080	13,469					
Regional Office VIII - Proper					9,280	1,905	3,082	2,446	1,847	9,280					
PS					5,064	1,133	1,381	1,056	1,494	5,064					
MOOE					4,216	772	1,701	1,390	353	4,216					
PENRO Biliran					476	109	129	99	139	476					
PS					476	109	129	99	139	476					
PENRO Leyte					727	166	195	152	214	727					
PS					727	166	195	152	214	727					
PENRO Southern Leyte					777	176	209	163	229	777					
PS					777	176	209	163	229	777					
PENRO Eastern Samar					727	166	195	152	214	727					
PS					727	166	195	152	214	727					
PENRO Northern Samar					727	166	195	152	214	727					
PS					727	166	195	152	214	727					
PENRO Western Samar					755	171	203	158	223	755					
PS					755	171	203	158	223	755					
Region IX - Zamboanga Peninsula					11,178	3,035	2,854	2,450	2,839	11,178					
Regional Office IX- Proper					9,454	2,646	2,389	2,092	2,327	9,454					
PS					6,099	1,358	1,663	1,274	1,804	6,099					
MOOE					3,355	1,288	726	818	523	3,355					
PENRO Zamboanga del Norte					254	57	69	52	76	254					
PS					254	57	69	52	76	254					
PENRO Zamboanga del Sur					735	166	198	153	218	735					
PS					735	166	198	153	218	735					
PENRO Zamboanga Sibugay					735	166	198	153	218	735					
PS					735	166	198	153	218	735					
Region X - Northern Mindanao					14,442	2,932	4,184	3,318	4,008	14,442					
Regional Office X - Proper					10,807	2,178	3,143	2,558	2,928	10,807					
PS					6,661	1,388	1,908	1,387	1,978	6,661					
MOOE					4,146	790	1,235	1,171	950	4,146					
PENRO Bukidnon					727	151	208	153	215	727					
PS					727	151	208	153	215	727					
PENRO Camiguin					727	152	209	151	215	727					
PS					727	152	209	151	215	727					
PENRO Lanao del Norte					727	151	208	152	216	727					

FY 2019 FINANCIAL PLAN
(In Thousand Pesos)

Department : Department of Environment and Natural Resources (DENR)
 Agency : Office of the Secretary
 Operating Unit : ALL
 Organization Code (UACS) : 100010000000
 Report Status : ALL

Particulars	UACS CODE	Current Year's Obligation			Budget Year Obligation Program										
		Actual Jan.1-Sept.30	Estimate Oct.1-Dec.30	Total 5=3+4	Total 6=11+16	COMPREHENSIVE RELEASE					FOR LATER RELEASE(Negative List)				
						Q1	Q2	Q3	Q4	Sub Total 11=7+8+9+10	Q1	Q2	Q3	Q4	Sub Total 16=12+13+14+15
1	2	3	4	5=3+4	6=11+16	7	8	9	10	11=7+8+9+10	12	13	14	15	16=12+13+14+15
PS					727	151	208	152	216	727					
PENRO Misamis Occidental					727	150	208	152	217	727					
PS					727	150	208	152	217	727					
PENRO Misamis Oriental					727	150	208	152	217	727					
PS					727	150	208	152	217	727					
Region XI - Davao					11,891	3,698	3,213	2,048	2,932	11,891					
Regional Office XI - Proper					9,961	3,264	2,690	1,646	2,361	9,961					
PS					5,973	1,330	1,626	1,248	1,769	5,973					
MOOE					3,988	1,934	1,064	398	592	3,988					
PENRO Compostela Valley					476	107	129	99	141	476					
PS					476	107	129	99	141	476					
PENRO Davao del Norte					476	107	129	99	141	476					
PS					476	107	129	99	141	476					
PENRO Davao del Sur					502	113	136	105	148	502					
PS					502	113	136	105	148	502					
PENRO Davao Oriental					476	107	129	99	141	476					
PS					476	107	129	99	141	476					
Region XII - SOCCSKSARGEN					7,917	1,772	2,277	2,015	1,853	7,917					
Regional Office XII - Proper					5,719	1,291	1,663	1,554	1,211	5,719					
PS					1,248	281	333	258	376	1,248					
MOOE					4,471	1,010	1,330	1,296	835	4,471					
PENRO North Cotabato					727	161	200	151	215	727					
PS					727	161	200	151	215	727					
PENRO Sultan Kudarat					1,471	320	414	310	427	1,471					
PS					1,471	320	414	310	427	1,471					
Region XIII - CARAGA					13,690	2,665	3,938	3,416	3,671	13,690					
Regional Office XIII - Proper					9,520	1,726	2,818	2,548	2,428	9,520					
PS					5,655	1,260	1,541	1,182	1,672	5,655					
MOOE					3,865	466	1,277	1,366	756	3,865					
PENRO Agusan del Norte					750	168	203	155	224	750					
PS					750	168	203	155	224	750					
PENRO Agusan del Sur					983	223	262	205	293	983					
PS					983	223	262	205	293	983					
PENRO Surigao del Norte					983	221	263	203	296	983					
PS					983	221	263	203	296	983					
PENRO Surigao del Sur					727	163	197	151	216	727					
PS					727	163	197	151	216	727					
PENRO Dinagat Islands					727	164	195	154	214	727					
PS					727	164	195	154	214	727					
Administration of Personnel Benefits	1E+14				98,939						17,804	15,968	38,336	26,831	98,939
National Capital Region (NCR)					8,573						1,995	1,156	1,156	4,266	8,573
Central Office					4,624						1,156	1,156	1,156	1,156	4,624
PS					4,624						1,156	1,156	1,156	1,156	4,624
Land Management Bureau (LMB)					1,032									1,032	1,032
PS					1,032									1,032	1,032
Biodiversity Management Bureau (BMB)					1,505									1,505	1,505
PS					1,505									1,505	1,505
NCR - Proper					1,412						839			573	1,412
PS					1,412						839			573	1,412
Region I - Ilocos					3,410							773		2,637	3,410
Regional Office I - Proper					3,410							773		2,637	3,410
PS					3,410							773		2,637	3,410
Cordillera Administrative Region (CAR)					12,432						3,503	1,389	6,377	1,163	12,432
Regional Office CAR - Proper					12,432						3,503	1,389	6,377	1,163	12,432
PS					12,432						3,503	1,389	6,377	1,163	12,432

FY 2019 FINANCIAL PLAN
(In Thousand Pesos)

Department : Department of Environment and Natural Resources (DENR)
 Agency : Office of the Secretary
 Operating Unit : ALL
 Organization Code (UACS) : 100010000000
 Report Status : ALL

Particulars	UACS CODE	Current Year's Obligation			Budget Year Obligation Program										
		Actual Jan.1-Sept.30	Estimate Oct.1-Dec.30	Total 5=3+4	Total 6=11+16	COMPREHENSIVE RELEASE					FOR LATER RELEASE(Negative List)				
						Q1	Q2	Q3	Q4	Sub Total 11=7+8+9+10	Q1	Q2	Q3	Q4	Sub Total 16=12+13+14+15
1	2	3	4	5=3+4	6=11+16	7	8	9	10	11=7+8+9+10	12	13	14	15	16=12+13+14+15
Region II - Cagayan Valley				6,657	6,657						6,657				6,657
Regional Office II - Proper				6,657	6,657						6,657				6,657
PS				6,657	6,657						6,657				6,657
Region III - Central Luzon				5,316	5,316						3,293	712	898	413	5,316
Regional Office III - Proper				5,316	5,316						3,293	712	898	413	5,316
PS				5,316	5,316						3,293	712	898	413	5,316
Region IVA - CALABARZON				12,466	12,466						54	3,842	3,134	5,436	12,466
Ecosystems Research and Development				3,269	3,269						54	2,241	73	901	3,269
PS				3,269	3,269						54	2,241	73	901	3,269
Regional Office IVA - Proper				9,197	9,197							1,601	3,061	4,535	9,197
PS				9,197	9,197							1,601	3,061	4,535	9,197
Region IVB - MIMAROPA				4,938	4,938						33	1,944	1,076	1,885	4,938
Regional Office IV-B - Proper				4,938	4,938						33	1,944	1,076	1,885	4,938
PS				4,938	4,938						33	1,944	1,076	1,885	4,938
Region V - Bicol				5,356	5,356								5,356		5,356
Regional Office V - Proper				5,356	5,356								5,356		5,356
PS				5,356	5,356								5,356		5,356
Region VI - Western Visayas				1,629	1,629							92	69	1,468	1,629
Regional Office VI - Proper				1,629	1,629							92	69	1,468	1,629
PS				1,629	1,629							92	69	1,468	1,629
Region VII - Central Visayas				1,405	1,405						306	545	82	472	1,405
Regional Office VII - Proper				1,405	1,405						306	545	82	472	1,405
PS				1,405	1,405						306	545	82	472	1,405
Region VIII - Eastern Visayas				6,815	6,815						683	1,141		4,991	6,815
Regional Office VIII - Proper				6,815	6,815						683	1,141		4,991	6,815
PS				6,815	6,815						683	1,141		4,991	6,815
Region IX - Zamboanga Peninsula				2,640	2,640							809	360	1,471	2,640
Regional Office IX- Proper				2,640	2,640							809	360	1,471	2,640
PS				2,640	2,640							809	360	1,471	2,640
Region X - Northern Mindanao				11,895	11,895						1,280	2,715	6,642	1,258	11,895
Regional Office X - Proper				11,895	11,895						1,280	2,715	6,642	1,258	11,895
PS				11,895	11,895						1,280	2,715	6,642	1,258	11,895
Region XI - Davao				898	898							628		270	898
Regional Office XI - Proper				898	898							628		270	898
PS				898	898							628		270	898
Region XII - SOCCSKSARGEN				7,592	7,592								7,592		7,592
Regional Office XII - Proper				7,592	7,592								7,592		7,592
PS				7,592	7,592								7,592		7,592
Region XIII - CARAGA				6,917	6,917							222	5,594	1,101	6,917
Regional Office XIII - Proper				6,917	6,917							222	5,594	1,101	6,917
PS				6,917	6,917							222	5,594	1,101	6,917
Support to Operations	2E+14			2,251,019	2,251,019	433,321	858,691	472,174	486,833	2,251,019					
Data Management including Systems	2E+14			619,721	619,721	82,663	408,594	63,702	64,762	619,721					
National Capital Region (NCR)				484,589	484,589	50,808	372,179	32,850	28,752	484,589					
Central Office				466,805	466,805	46,884	367,453	29,092	23,376	466,805					
PS				19,744	19,744	4,374	5,430	4,170	5,770	19,744					
MOOE				100,021	100,021	42,510	19,483	20,422	17,606	100,021					
CO				347,040	347,040		342,540	4,500		347,040					
Forest Management Bureau (FMB)				3,556	3,556	725	850	731	1,250	3,556					
PS				2,790	2,790	617	767	588	818	2,790					
MOOE				766	766	108	83	143	432	766					
Land Management Bureau (LMB)				4,807	4,807	1,043	1,303	1,003	1,458	4,807					
PS				4,502	4,502	992	1,250	950	1,310	4,502					
MOOE				305	305	51	53	53	148	305					
Biodiversity Management Bureau (BMB)				6,653	6,653	1,561	1,813	1,417	1,862	6,653					

FY 2019 FINANCIAL PLAN
(In Thousand Pesos)

Department : Department of Environment and Natural Resources (DENR)
 Agency : Office of the Secretary
 Operating Unit : ALL
 Organization Code (UACS) : 100010000000
 Report Status : ALL

Particulars 1	UACS CODE 2	Current Year's Obligation			Budget Year Obligation Program										
		Actual Jan.1-Sept.30 3	Estimate Oct.1-Dec.30 4	Total 5=3+4	Total 6=11+16	COMPREHENSIVE RELEASE					FOR LATER RELEASE(Negative List)				
						Q1 7	Q2 8	Q3 9	Q4 10	Sub Total 11=7+8+9+10	Q1 12	Q2 13	Q3 14	Q4 15	Sub Total 16=12+13+14+15
PS					5,329	1,187	1,463	1,117	1,562	5,329					
MOOE					1,324	374	350	300	300	1,324					
NCR - Proper					2,768	595	760	607	806	2,768					
PS					1,768	372	505	369	522	1,768					
MOOE					1,000	223	255	238	284	1,000					
Region I - Ilocos					8,415	1,664	2,356	2,028	2,367	8,415					
Regional Office I - Proper					4,790	909	1,323	1,214	1,344	4,790					
PS					2,790	618	765	584	823	2,790					
MOOE					2,000	291	558	630	521	2,000					
PENRO Ilocos Norte					930	195	262	203	270	930					
PS					520	115	143	108	154	520					
MOOE					410	80	119	95	116	410					
PENRO Ilocos Sur					930	195	261	206	268	930					
PS					520	115	142	111	152	520					
MOOE					410	80	119	95	116	410					
PENRO La Union					735	160	211	155	209	735					
PS					525	116	145	110	154	525					
MOOE					210	44	66	45	55	210					
PENRO Pangasinan					1,030	205	299	250	276	1,030					
PS					520	115	143	109	153	520					
MOOE					510	90	156	141	123	510					
Cordillera Administrative Region (CAR)					10,705	2,527	2,853	2,411	2,914	10,705					
Regional Office CAR - Proper					5,125	1,217	1,349	1,148	1,411	5,125					
PS					3,125	697	852	654	922	3,125					
MOOE					2,000	520	497	494	489	2,000					
PENRO Abra					930	202	257	225	246	930					
PS					520	117	143	109	151	520					
MOOE					410	85	114	116	95	410					
PENRO Apayao					930	217	255	207	251	930					
PS					520	117	144	108	151	520					
MOOE					410	100	111	99	100	410					
PENRO Benguet					930	218	247	208	257	930					
PS					520	117	143	109	151	520					
MOOE					410	101	104	99	106	410					
PENRO Ifugao					930	208	249	212	261	930					
PS					520	115	144	109	152	520					
MOOE					410	93	105	103	109	410					
PENRO Kalinga					930	248	248	199	235	930					
PS					520	118	142	109	151	520					
MOOE					410	130	106	90	84	410					
PENRO Mt. Province					930	217	248	212	253	930					
PS					520	118	143	108	151	520					
MOOE					410	99	105	104	102	410					
Region II - Cagayan Valley					9,867	2,252	2,681	2,306	2,628	9,867					
Regional Office II - Proper					4,917	1,128	1,317	1,129	1,343	4,917					
PS					2,917	652	795	608	862	2,917					
MOOE					2,000	476	522	521	481	2,000					
PENRO Batanes					730	166	200	163	201	730					
PS					520	118	143	108	151	520					
MOOE					210	48	57	55	50	210					
PENRO Cagayan					1,130	258	309	274	289	1,130					
PS					520	117	144	108	151	520					
MOOE					610	141	165	166	138	610					
PENRO Isabela					1,230	276	338	306	310	1,230					
PS					520	116	143	109	152	520					

FY 2019 FINANCIAL PLAN
(In Thousand Pesos)

Department : Department of Environment and Natural Resources (DENR)
 Agency : Office of the Secretary
 Operating Unit : ALL
 Organization Code (UACS) : 100010000000
 Report Status : ALL

Particulars	UACS CODE	Current Year's Obligation			Budget Year Obligation Program										
		Actual Jan.1-Sept.30	Estimate Oct.1-Dec.30	Total 5=3+4	Total 6=11+16	COMPREHENSIVE RELEASE					FOR LATER RELEASE(Negative List)				
						Q1	Q2	Q3	Q4	Sub Total 11=7+8+9+10	Q1	Q2	Q3	Q4	Sub Total 16=12+13+14+15
1	2	3	4	5=3+4	6=11+16	7	8	9	10	11=7+8+9+10	12	13	14	15	16=12+13+14+15
MOOE					710	160	195	197	158	710					
PENRO Nueva Vizcaya					930	215	252	220	243	930					
PS					520	118	143	108	151	520					
MOOE					410	97	109	112	92	410					
PENRO Quirino					930	209	265	214	242	930					
PS					520	118	143	108	151	520					
MOOE					410	91	122	106	91	410					
Region III - Central Luzon					10,664	2,495	3,083	2,324	2,762	10,664					
Regional Office III - Proper					4,354	915	1,215	1,011	1,213	4,354					
PS					2,354	493	674	494	693	2,354					
MOOE					2,000	422	541	517	520	2,000					
PENRO Aurora					930	199	369	159	203	930					
PS					520	109	149	109	153	520					
MOOE					410	90	220	50	50	410					
PENRO Bataan					930	251	251	192	236	930					
PS					520	109	149	109	153	520					
MOOE					410	142	102	83	83	410					
PENRO Bulacan					930	187	293	246	204	930					
PS					520	109	149	109	153	520					
MOOE					410	78	144	137	51	410					
PENRO Nueva Ecija					930	231	271	192	236	930					
PS					520	109	149	109	153	520					
MOOE					410	122	122	83	83	410					
PENRO Pampanga					730	149	199	179	203	730					
PS					520	109	149	109	153	520					
MOOE					210	40	50	70	50	210					
PENRO Tarlac					930	349	219	159	203	930					
PS					520	109	149	109	153	520					
MOOE					410	240	70	50	50	410					
PENRO Zambales					930	214	266	186	264	930					
PS					520	109	149	109	153	520					
MOOE					410	105	117	77	111	410					
Region IVA - CALABARZON					9,119	2,572	2,254	2,082	2,211	9,119					
Ecosystems Research and Development					2,694	562	783	629	720	2,694					
PS					1,160	256	321	245	338	1,160					
MOOE					1,534	306	462	384	382	1,534					
Regional Office IVA - Proper					4,155	1,181	1,006	874	1,094	4,155					
PS					2,155	477	592	454	632	2,155					
MOOE					2,000	704	414	420	462	2,000					
PENRO Batangas					410	160	75	105	70	410					
MOOE					410	160	75	105	70	410					
PENRO Cavite					730	190	189	155	196	730					
PS					520	115	144	110	151	520					
MOOE					210	75	45	45	45	210					
PENRO Laguna					310	169	18	104	19	310					
MOOE					310	169	18	104	19	310					
PENRO Quezon					610	240	148	140	82	610					
MOOE					610	240	148	140	82	610					
PENRO Rizal					210	70	35	75	30	210					
MOOE					210	70	35	75	30	210					
Region IVB - MIMAROPA					8,227	2,038	2,186	1,883	2,120	8,227					
Regional Office IV-B - Proper					3,577	942	978	805	852	3,577					
PS					1,577	348	434	332	463	1,577					
MOOE					2,000	594	544	473	389	2,000					
PENRO Marinduque					730	163	213	164	190	730					

FY 2019 FINANCIAL PLAN
(In Thousand Pesos)

Department : Department of Environment and Natural Resources (DENR)
 Agency : Office of the Secretary
 Operating Unit : ALL
 Organization Code (UACS) : 100010000000
 Report Status : ALL

Particulars	UACS CODE	Current Year's Obligation			Budget Year Obligation Program										
		Actual Jan.1-Sept.30	Estimate Oct.1-Dec.30	Total 5=3+4	Total 6=11+16	COMPREHENSIVE RELEASE					FOR LATER RELEASE(Negative List)				
						Q1	Q2	Q3	Q4	Sub Total 11=7+8+9+10	Q1	Q2	Q3	Q4	Sub Total 16=12+13+14+15
1	2	3	4	5=3+4	6=11+16	7	8	9	10	11=7+8+9+10	12	13	14	15	16=12+13+14+15
PS					520	116	143	109	152	520					
MOOE					210	47	70	55	38	210					
PENRO Occidental Mindoro					930	218	242	222	248	930					
PS					520	117	143	109	151	520					
MOOE					410	101	99	113	97	410					
PENRO Oriental Mindoro					930	254	227	203	246	930					
PS					520	113	143	109	155	520					
MOOE					410	141	84	94	91	410					
PENRO Palawan					1,330	312	344	307	367	1,330					
PS					520	116	143	109	152	520					
MOOE					810	196	201	198	215	810					
PENRO Romblon					730	149	182	182	217	730					
PS					520	116	143	109	152	520					
MOOE					210	33	39	73	65	210					
Region V - Bicol					10,105	2,344	2,765	2,263	2,733	10,105					
Regional Office V - Proper					5,125	1,148	1,398	1,160	1,419	5,125					
PS					3,125	653	895	654	923	3,125					
MOOE					2,000	495	503	506	496	2,000					
PENRO Albay					830	200	217	196	217	830					
PS					520	112	149	109	150	520					
MOOE					310	88	68	87	67	310					
PENRO Camarines Norte					730	181	200	154	195	730					
PS					520	111	150	109	150	520					
MOOE					210	70	50	45	45	210					
PENRO Camarines Sur					1,030	243	282	232	273	1,030					
PS					520	111	150	109	150	520					
MOOE					510	132	132	123	123	510					
PENRO Catanduanes					730	178	208	156	188	730					
PS					520	111	150	109	150	520					
MOOE					210	67	58	47	38	210					
PENRO Masbate					930	226	259	205	240	930					
PS					520	111	150	109	150	520					
MOOE					410	115	109	96	90	410					
PENRO Sorsogon					730	168	201	160	201	730					
PS					520	111	150	109	150	520					
MOOE					210	57	51	51	51	210					
Region VI - Western Visayas					10,362	2,369	2,625	2,565	2,803	10,362					
Regional Office VI - Proper					5,162	1,346	1,137	1,269	1,410	5,162					
PS					3,162	704	863	662	933	3,162					
MOOE					2,000	642	274	607	477	2,000					
PENRO Aklan					730	140	200	156	234	730					
PS					520	118	142	109	151	520					
MOOE					210	22	58	47	83	210					
PENRO Antique					935	164	283	220	268	935					
PS					525	119	143	110	153	525					
MOOE					410	45	140	110	115	410					
PENRO Capiz					735	181	177	157	220	735					
PS					525	119	143	110	153	525					
MOOE					210	62	34	47	67	210					
PENRO Iloilo					1,030	200	284	286	260	1,030					
PS					520	118	142	109	151	520					
MOOE					510	82	142	177	109	510					
PENRO Guimaras					735	174	178	190	193	735					
PS					525	119	143	110	153	525					
MOOE					210	55	35	80	40	210					

FY 2019 FINANCIAL PLAN
(In Thousand Pesos)

Department : Department of Environment and Natural Resources (DENR)
 Agency : Office of the Secretary
 Operating Unit : ALL
 Organization Code (UACS) : 100010000000
 Report Status : ALL

Particulars	UACS CODE	Current Year's Obligation			Budget Year Obligation Program										
		Actual Jan.1-Sept.30	Estimate Oct.1-Dec.30	Total 5=3+4	Total 6=11+16	COMPREHENSIVE RELEASE					FOR LATER RELEASE(Negative List)				
						Q1	Q2	Q3	Q4	Sub Total 11=7+8+9+10	Q1	Q2	Q3	Q4	Sub Total 16=12+13+14+15
1	2	3	4	5=3+4	6=11+16	7	8	9	10	11=7+8+9+10	12	13	14	15	16=12+13+14+15
PENRO Negros Occidental					1,035	164	366	287	218	1,035					
PS					525	119	143	110	153	525					
MOOE					510	45	223	177	65	510					
Region VII - Central Visayas					8,687	1,938	2,458	1,835	2,456	8,687					
Regional Office VII - Proper					5,162	1,108	1,400	1,096	1,558	5,162					
PS					3,162	661	906	661	934	3,162					
MOOE					2,000	447	494	435	624	2,000					
PENRO Bohol					930	221	281	194	234	930					
PS					520	111	149	109	151	520					
MOOE					410	110	132	85	83	410					
PENRO Cebu					935	223	283	195	234	935					
PS					525	112	150	110	153	525					
MOOE					410	111	133	85	81	410					
PENRO Negros Oriental					930	222	281	193	234	930					
PS					520	111	149	109	151	520					
MOOE					410	111	132	84	83	410					
PENRO Siquijor					730	164	213	157	196	730					
PS					520	109	150	109	152	520					
MOOE					210	55	63	48	44	210					
Region VIII - Eastern Visayas					11,574	2,559	3,245	2,535	3,235	11,574					
Regional Office VIII - Proper					6,094	1,310	1,728	1,257	1,799	6,094					
PS					4,094	915	1,121	858	1,200	4,094					
MOOE					2,000	395	607	399	599	2,000					
PENRO Biliran					730	168	195	161	206	730					
PS					520	118	141	109	152	520					
MOOE					210	50	54	52	54	210					
PENRO Leyte					1,030	210	306	237	277	1,030					
PS					520	118	142	109	151	520					
MOOE					510	92	164	128	126	510					
PENRO Southern Leyte					930	219	245	211	255	930					
PS					520	118	141	109	152	520					
MOOE					410	101	104	102	103	410					
PENRO Eastern Samar					930	214	247	214	255	930					
PS					520	118	141	109	152	520					
MOOE					410	96	106	105	103	410					
PENRO Northern Samar					930	218	246	211	255	930					
PS					520	118	142	108	152	520					
MOOE					410	100	104	103	103	410					
PENRO Western Samar					930	220	278	244	188	930					
PS					520	118	142	109	151	520					
MOOE					410	102	136	135	37	410					
Region IX - Zamboanga Peninsula					8,281	1,829	2,210	2,012	2,230	8,281					
Regional Office IX- Proper					5,701	1,362	1,476	1,282	1,581	5,701					
PS					3,701	824	1,011	776	1,090	3,701					
MOOE					2,000	538	465	506	491	2,000					
PENRO Zamboanga del Norte					610	138	141	209	122	610					
MOOE					610	138	141	209	122	610					
PENRO Zamboanga del Sur					935	148	299	264	224	935					
PS					525	112	150	109	154	525					
MOOE					410	36	149	155	70	410					
PENRO Zamboanga Sibugay					1,035	181	294	257	303	1,035					
PS					525	112	150	109	154	525					
MOOE					510	69	144	148	149	510					
Region X - Northern Mindanao					8,992	2,647	2,076	2,063	2,206	8,992					
Regional Office X - Proper					4,342	1,323	985	1,082	952	4,342					

FY 2019 FINANCIAL PLAN
(In Thousand Pesos)

Department : Department of Environment and Natural Resources (DENR)
 Agency : Office of the Secretary
 Operating Unit : ALL
 Organization Code (UACS) : 100010000000
 Report Status : ALL

Particulars	UACS CODE	Current Year's Obligation			Budget Year Obligation Program										
		Actual Jan.1-Sept.30	Estimate Oct.1-Dec.30	Total 5=3+4	Total 6=11+16	COMPREHENSIVE RELEASE					FOR LATER RELEASE(Negative List)				
						Q1	Q2	Q3	Q4	Sub Total 11=7+8+9+10	Q1	Q2	Q3	Q4	Sub Total 16=12+13+14+15
1	2	3	4	5=3+4	6=11+16	7	8	9	10	11=7+8+9+10	12	13	14	15	16=12+13+14+15
PS					2,342	490	670	492	690	2,342					
MOOE					2,000	833	315	590	262	2,000					
PENRO Bukidnon					1,130	323	250	226	331	1,130					
PS					520	109	150	110	151	520					
MOOE					610	214	100	116	180	610					
PENRO Camiguin					730	203	184	145	198	730					
PS					520	108	149	110	153	520					
MOOE					210	95	35	35	45	210					
PENRO Lanao del Norte					930	240	217	178	295	930					
PS					520	109	149	110	152	520					
MOOE					410	131	68	68	143	410					
PENRO Misamis Occidental					930	279	220	217	214	930					
PS					520	109	150	110	151	520					
MOOE					410	170	70	107	63	410					
PENRO Misamis Oriental					930	279	220	215	216	930					
PS					520	108	149	110	153	520					
MOOE					410	171	71	105	63	410					
Region XI - Davao					6,940	1,555	1,958	1,641	1,786	6,940					
Regional Office XI - Proper					4,790	1,166	1,311	1,013	1,300	4,790					
PS					2,790	618	763	584	825	2,790					
MOOE					2,000	548	548	429	475	2,000					
PENRO Compostela Valley					410	68	107	125	110	410					
MOOE					410	68	107	125	110	410					
PENRO Davao del Norte					410	54	179	121	56	410					
MOOE					410	54	179	121	56	410					
PENRO Davao del Sur					510	105	111	151	143	510					
MOOE					510	105	111	151	143	510					
PENRO Davao Oriental					610	115	173	175	147	610					
MOOE					610	115	173	175	147	610					
PENRO Davao Occidental					210	47	77	56	30	210					
MOOE					210	47	77	56	30	210					
Region XII - SOCCSKSARGEN					4,274	1,153	1,078	997	1,046	4,274					
Regional Office XII - Proper					2,634	637	691	629	677	2,634					
PS					634	145	168	132	189	634					
MOOE					2,000	492	523	497	488	2,000					
PENRO North Cotabato					410	151	87	86	86	410					
MOOE					410	151	87	86	86	410					
PENRO Sarangani					410	111	113	97	89	410					
MOOE					410	111	113	97	89	410					
PENRO South Cotabato					410	103	99	99	109	410					
MOOE					410	103	99	99	109	410					
PENRO Sultan Kudarat					410	151	88	86	85	410					
MOOE					410	151	88	86	85	410					
Region XIII - CARAGA					8,920	1,913	2,587	1,907	2,513	8,920					
Regional Office XIII - Proper					3,984	839	1,182	853	1,110	3,984					
PS					2,270	508	618	476	668	2,270					
MOOE					1,714	331	564	377	442	1,714					
PENRO Agusan del Norte					969	224	280	232	233	969					
PS					520	114	144	109	153	520					
MOOE					449	110	136	123	80	449					
PENRO Agusan del Sur					1,213	265	371	249	328	1,213					
PS					520	116	143	109	152	520					
MOOE					693	149	228	140	176	693					
PENRO Surigao del Norte					902	196	238	192	276	902					
PS					520	114	142	108	156	520					

FY 2019 FINANCIAL PLAN
(In Thousand Pesos)

Department : Department of Environment and Natural Resources (DENR)
 Agency : Office of the Secretary
 Operating Unit : ALL
 Organization Code (UACS) : 100010000000
 Report Status : ALL

Particulars	UACS CODE	Current Year's Obligation			Budget Year Obligation Program										
		Actual Jan.1-Sept.30	Estimate Oct.1-Dec.30	Total 5=3+4	Total 6=11+16	COMPREHENSIVE RELEASE					FOR LATER RELEASE(Negative List)				
						Q1	Q2	Q3	Q4	Sub Total 11=7+8+9+10	Q1	Q2	Q3	Q4	Sub Total 16=12+13+14+15
1	2	3	4	5=3+4	6=11+16	7	8	9	10	11=7+8+9+10	12	13	14	15	16=12+13+14+15
MOOE					382	82	96	84	120	382					
PENRO Surigao del Sur					1,109	225	308	223	353	1,109					
PS					520	114	144	109	153	520					
MOOE					589	111	164	114	200	589					
PENRO Dinagat Islands					743	164	208	158	213	743					
PS					520	116	144	109	151	520					
MOOE					223	48	64	49	62	223					
Production and Dissemination of Technical and Popular Materials in the Conservation and Development of Natural Resources	2E+14				193,744	43,650	51,586	50,813	47,695	193,744					
National Capital Region (NCR)					129,035	29,245	32,775	35,975	31,040	129,035					
Central Office					119,429	26,892	30,110	33,907	28,520	119,429					
PS					35,056	7,746	9,673	7,422	10,215	35,056					
MOOE					84,373	19,146	20,437	26,485	18,305	84,373					
Forest Management Bureau (FMB)					1,863	665	469	91	638	1,863					
MOOE					1,863	665	469	91	638	1,863					
Land Management Bureau (LMB)					448	115	123	106	104	448					
PS					294	69	78	60	87	294					
MOOE					154	46	45	46	17	154					
Biodiversity Management Bureau (BMB)					4,118	978	1,116	1,066	958	4,118					
MOOE					4,118	978	1,116	1,066	958	4,118					
NCR - Proper					3,177	595	957	805	820	3,177					
PS					1,769	372	506	369	522	1,769					
MOOE					1,408	223	451	436	298	1,408					
Region I - Ilocos					3,381	759	1,070	788	764	3,381					
Regional Office I - Proper					2,495	567	672	605	651	2,495					
PS					1,574	351	426	330	467	1,574					
MOOE					921	216	246	275	184	921					
PENRO Ilocos Norte					220	65	88	32	35	220					
MOOE					220	65	88	32	35	220					
PENRO Ilocos Sur					215	55	107	21	32	215					
MOOE					215	55	107	21	32	215					
PENRO La Union					142	9	84	32	17	142					
MOOE					142	9	84	32	17	142					
PENRO Pangasinan					309	63	119	98	29	309					
MOOE					309	63	119	98	29	309					
Cordillera Administrative Region (CAR)					3,456	646	976	844	990	3,456					
Regional Office CAR - Proper					3,306	608	933	802	963	3,306					
PS					2,244	501	611	471	661	2,244					
MOOE					1,062	107	322	331	302	1,062					
PENRO Abra					25	9	6	6	4	25					
MOOE					25	9	6	6	4	25					
PENRO Apayao					25	5	8	7	5	25					
MOOE					25	5	8	7	5	25					
PENRO Benguet					25	4	6	7	8	25					
MOOE					25	4	6	7	8	25					
PENRO Ifugao					25	7	8	8	2	25					
MOOE					25	7	8	8	2	25					
PENRO Kalinga					25	5	8	7	5	25					
MOOE					25	5	8	7	5	25					
PENRO Mt. Province					25	8	7	7	3	25					
MOOE					25	8	7	7	3	25					
Region II - Cagayan Valley					3,844	703	1,348	900	893	3,844					
Regional Office II - Proper					3,364	650	1,047	808	859	3,364					
PS					1,769	396	483	369	521	1,769					
MOOE					1,595	254	564	439	338	1,595					

FY 2019 FINANCIAL PLAN
(In Thousand Pesos)

Department : Department of Environment and Natural Resources (DENR)
 Agency : Office of the Secretary
 Operating Unit : ALL
 Organization Code (UACS) : 100010000000
 Report Status : ALL

Particulars	UACS CODE	Current Year's Obligation			Budget Year Obligation Program										
		Actual Jan.1-Sept.30	Estimate Oct.1-Dec.30	Total 5=3+4	Total 6=11+16	COMPREHENSIVE RELEASE					FOR LATER RELEASE(Negative List)				
						Q1	Q2	Q3	Q4	Sub Total 11=7+8+9+10	Q1	Q2	Q3	Q4	Sub Total 16=12+13+14+15
1	2	3	4	5=3+4	6=11+16	7	8	9	10	11=7+8+9+10	12	13	14	15	16=12+13+14+15
PENRO Batanes					87	28	51	4	4	87					
MOOE					87	28	51	4	4	87					
PENRO Cagayan					102	9	51	31	11	102					
MOOE					102	9	51	31	11	102					
PENRO Isabela					102	3	79	16	4	102					
MOOE					102	3	79	16	4	102					
PENRO Nueva Vizcaya					87	3	63	17	4	87					
MOOE					87	3	63	17	4	87					
PENRO Quirino					102	10	57	24	11	102					
MOOE					102	10	57	24	11	102					
Region III - Central Luzon					3,282	740	993	701	848	3,282					
Regional Office III - Proper					2,887	658	800	622	807	2,887					
PS					1,213	254	346	254	359	1,213					
MOOE					1,674	404	454	368	448	1,674					
PENRO Aurora					68		45	23		68					
MOOE					68		45	23		68					
PENRO Bataan					48		48			48					
MOOE					48		48			48					
PENRO Bulacan					48	8	16	8	16	48					
MOOE					48	8	16	8	16	48					
PENRO Nueva Ecija					60	17	43			60					
MOOE					60	17	43			60					
PENRO Pampanga					51	15		16	20	51					
MOOE					51	15		16	20	51					
PENRO Tarlac					52		26	26		52					
MOOE					52		26	26		52					
PENRO Zambales					68	42	15	6	5	68					
MOOE					68	42	15	6	5	68					
Region IVA - CALABARZON					5,524	1,245	1,628	1,408	1,243	5,524					
Ecosystems Research and Development					2,913	610	839	649	815	2,913					
PS					1,535	347	411	318	459	1,535					
MOOE					1,378	263	428	331	356	1,378					
Regional Office IVA - Proper					2,091	478	549	670	394	2,091					
PS					951	213	259	200	279	951					
MOOE					1,140	265	290	470	115	1,140					
PENRO Batangas					100	20	42	28	10	100					
MOOE					100	20	42	28	10	100					
PENRO Cavite					60	22	27	4	7	60					
MOOE					60	22	27	4	7	60					
PENRO Laguna					80	23	35	11	11	80					
MOOE					80	23	35	11	11	80					
PENRO Quezon					220	75	105	40		220					
MOOE					220	75	105	40		220					
PENRO Rizal					60	17	31	6	6	60					
MOOE					60	17	31	6	6	60					
Region IVB - MIMAROPA					4,498	1,303	1,262	866	1,067	4,498					
Regional Office IV-B - Proper					4,052	1,235	1,042	740	1,035	4,052					
PS					2,244	499	614	468	663	2,244					
MOOE					1,808	736	428	272	372	1,808					
PENRO Marinduque					75	28	30	15	2	75					
MOOE					75	28	30	15	2	75					
PENRO Occidental Mindoro					55		27	28		55					
MOOE					55		27	28		55					
PENRO Oriental Mindoro					80	40	10	20	10	80					
MOOE					80	40	10	20	10	80					

FY 2019 FINANCIAL PLAN
(In Thousand Pesos)

Department : Department of Environment and Natural Resources (DENR)
 Agency : Office of the Secretary
 Operating Unit : ALL
 Organization Code (UACS) : 100010000000
 Report Status : ALL

Particulars 1	UACS CODE 2	Current Year's Obligation			Budget Year Obligation Program											
		Actual Jan.1-Sept.30 3	Estimate Oct.1-Dec.30 4	Total 5=3+4	Total 6=11+16	COMPREHENSIVE RELEASE					FOR LATER RELEASE(Negative List)					
						Q1 7	Q2 8	Q3 9	Q4 10	Sub Total 11=7+8+9+10	Q1 12	Q2 13	Q3 14	Q4 15	Sub Total 16=12+13+14+15	
PENRO Palawan					159		124	35			159					
MOOE					159		124	35			159					
PENRO Romblon					77		29	28	20		77					
MOOE					77		29	28	20		77					
Region V - Bicol					4,321	987	1,141	986	1,207		4,321					
Regional Office V - Proper					4,201	960	1,104	957	1,180		4,201					
PS					2,244	471	614	468	691		2,244					
MOOE					1,957	489	490	489	489		1,957					
PENRO Albay					20	5	5	6	4		20					
MOOE					20	5	5	6	4		20					
PENRO Camarines Norte					20	7	9	2	2		20					
MOOE					20	7	9	2	2		20					
PENRO Camarines Sur					20	2	8	4	6		20					
MOOE					20	2	8	4	6		20					
PENRO Catanduanes					20	5	5	5	5		20					
MOOE					20	5	5	5	5		20					
PENRO Masbate					20	4	6	6	4		20					
MOOE					20	4	6	6	4		20					
PENRO Sorsogon					20	4	4	6	6		20					
MOOE					20	4	4	6	6		20					
Region VI - Western Visayas					4,677	1,035	1,349	1,017	1,276		4,677					
Regional Office VI - Proper					4,262	947	1,198	903	1,214		4,262					
PS					2,267	506	618	475	668		2,267					
MOOE					1,995	441	580	428	546		1,995					
PENRO Aklan					30	7	8	8	7		30					
MOOE					30	7	8	8	7		30					
PENRO Antique					40		27	10	3		40					
MOOE					40		27	10	3		40					
PENRO Capiz					30	7	9	7	7		30					
MOOE					30	7	9	7	7		30					
PENRO Iloilo					50	4	24	15	7		50					
MOOE					50	4	24	15	7		50					
PENRO Guimaras					20	8	4	4	4		20					
MOOE					20	8	4	4	4		20					
PENRO Negros Occidental					245	62	79	70	34		245					
MOOE					245	62	79	70	34		245					
Region VII - Central Visayas					4,470	1,034	1,278	1,073	1,085		4,470					
Regional Office VII - Proper					3,875	905	1,082	902	986		3,875					
PS					2,270	475	650	475	670		2,270					
MOOE					1,605	430	432	427	316		1,605					
PENRO Bohol					155	36	56	37	26		155					
MOOE					155	36	56	37	26		155					
PENRO Cebu					155	30	54	49	22		155					
MOOE					155	30	54	49	22		155					
PENRO Negros Oriental					200	45	61	61	33		200					
MOOE					200	45	61	61	33		200					
PENRO Siquijor					85	18	25	24	18		85					
MOOE					85	18	25	24	18		85					
Region VIII - Eastern Visayas					4,108	903	1,192	947	1,066		4,108					
Regional Office VIII - Proper					4,108	903	1,192	947	1,066		4,108					
PS					2,260	504	616	475	665		2,260					
MOOE					1,848	399	576	472	401		1,848					
Region IX - Zamboanga Peninsula					3,571	806	981	888	896		3,571					
Regional Office IX- Proper					3,273	747	944	742	840		3,273					
PS					2,267	505	619	474	669		2,267					

FY 2019 FINANCIAL PLAN
(In Thousand Pesos)

Department : Department of Environment and Natural Resources (DENR)
 Agency : Office of the Secretary
 Operating Unit : ALL
 Organization Code (UACS) : 100010000000
 Report Status : ALL

Particulars	UACS CODE	Current Year's Obligation			Budget Year Obligation Program										
		Actual Jan.1-Sept.30	Estimate Oct.1-Dec.30	Total 5=3+4	Total 6=11+16	COMPREHENSIVE RELEASE					FOR LATER RELEASE(Negative List)				
						Q1	Q2	Q3	Q4	Sub Total 11=7+8+9+10	Q1	Q2	Q3	Q4	Sub Total 16=12+13+14+15
1	2	3	4	5=3+4	6=11+16	7	8	9	10	11=7+8+9+10	12	13	14	15	16=12+13+14+15
MOOE					1,006	242	325	268	171	1,006					
PENRO Zamboanga del Norte					120	34	16	66	4	120					
MOOE					120	34	16	66	4	120					
PENRO Zamboanga del Sur					68	22	12	32	2	68					
MOOE					68	22	12	32	2	68					
PENRO Zamboanga Sibugay					110	3	9	48	50	110					
MOOE					110	3	9	48	50	110					
Region X - Northern Mindanao					4,087	911	1,063	910	1,203	4,087					
Regional Office X - Proper					4,087	911	1,063	910	1,203	4,087					
PS					1,930	405	552	405	568	1,930					
MOOE					2,157	506	511	505	635	2,157					
Region XI - Davao					4,677	1,030	1,399	1,072	1,176	4,677					
Regional Office XI - Proper					4,177	899	1,230	911	1,137	4,177					
PS					2,525	561	687	528	749	2,525					
MOOE					1,652	338	543	383	388	1,652					
PENRO Compostela Valley					100	34	47	11	8	100					
MOOE					100	34	47	11	8	100					
PENRO Davao del Norte					100	20	40	30	10	100					
MOOE					100	20	40	30	10	100					
PENRO Davao del Sur					100	12	26	53	9	100					
MOOE					100	12	26	53	9	100					
PENRO Davao Oriental					100	34	22	42	2	100					
MOOE					100	34	22	42	2	100					
PENRO Davao Occidental					100	31	34	25	10	100					
MOOE					100	31	34	25	10	100					
Region XII - SOCCSKSARGEN					6,597	1,459	1,817	1,507	1,814	6,597					
Regional Office XII - Proper					5,893	1,301	1,625	1,320	1,647	5,893					
PS					4,296	952	1,176	901	1,267	4,296					
MOOE					1,597	349	449	419	380	1,597					
PENRO North Cotabato					171	41	44	42	44	171					
MOOE					171	41	44	42	44	171					
PENRO Sarangani					161	39	41	40	41	161					
MOOE					161	39	41	40	41	161					
PENRO South Cotabato					161	39	41	40	41	161					
MOOE					161	39	41	40	41	161					
PENRO Sultan Kudarat					211	39	66	65	41	211					
MOOE					211	39	66	65	41	211					
Region XIII - CARAGA					4,216	844	1,314	931	1,127	4,216					
Regional Office XIII - Proper					4,216	844	1,314	931	1,127	4,216					
PS					1,907	423	523	400	561	1,907					
MOOE					2,309	421	791	531	566	2,309					
Legal Services including Operations	2E+14				208,785	46,246	57,360	47,284	57,895	208,785					
National Capital Region (NCR)					82,700	18,185	22,602	19,204	22,709	82,700					
Central Office					67,044	14,702	18,296	15,786	18,260	67,044					
PS					45,969	10,234	12,617	9,832	13,286	45,969					
MOOE					21,075	4,468	5,679	5,954	4,974	21,075					
Forest Management Bureau (FMB)					1,285	278	359	277	371	1,285					
PS					1,085	232	310	231	312	1,085					
MOOE					200	46	49	46	59	200					
Land Management Bureau (LMB)					8,751	1,988	2,364	1,891	2,508	8,751					
PS					7,440	1,661	2,037	1,564	2,178	7,440					
MOOE					1,311	327	327	327	330	1,311					
Biodiversity Management Bureau (BMB)					1,385	330	384	299	372	1,385					
PS					1,085	240	304	229	312	1,085					
MOOE					300	90	80	70	60	300					

FY 2019 FINANCIAL PLAN
(In Thousand Pesos)

Department : Department of Environment and Natural Resources (DENR)
 Agency : Office of the Secretary
 Operating Unit : ALL
 Organization Code (UACS) : 100010000000
 Report Status : ALL

Particulars 1	UACS CODE 2	Current Year's Obligation			Budget Year Obligation Program										
		Actual Jan.1-Sept.30 3	Estimate Oct.1-Dec.30 4	Total 5=3+4	Total 6=11+16	COMPREHENSIVE RELEASE					FOR LATER RELEASE(Negative List)				
						Q1 7	Q2 8	Q3 9	Q4 10	Sub Total 11=7+8+9+10	Q1 12	Q2 13	Q3 14	Q4 15	Sub Total 16=12+13+14+15
NCR - Proper					4,235	887	1,199	951	1,198	4,235					
PS					3,165	668	905	663	929	3,165					
MOOE					1,070	219	294	288	269	1,070					
Region I - Ilocos					9,452	2,039	2,627	2,167	2,619	9,452					
Regional Office I - Proper					9,452	2,039	2,627	2,167	2,619	9,452					
PS					7,686	1,699	2,123	1,630	2,234	7,686					
MOOE					1,766	340	504	537	385	1,766					
Cordillera Administrative Region (CAR)					7,513	1,671	2,087	1,653	2,102	7,513					
Regional Office CAR - Proper					7,513	1,671	2,087	1,653	2,102	7,513					
PS					6,424	1,417	1,780	1,360	1,867	6,424					
MOOE					1,089	254	307	293	235	1,089					
Region II - Cagayan Valley					8,831	2,000	2,397	1,934	2,500	8,831					
Regional Office II - Proper					8,831	2,000	2,397	1,934	2,500	8,831					
PS					7,652	1,704	2,104	1,643	2,201	7,652					
MOOE					1,179	296	293	291	299	1,179					
Region III - Central Luzon					8,574	1,742	2,410	1,943	2,479	8,574					
Regional Office III - Proper					8,574	1,742	2,410	1,943	2,479	8,574					
PS					7,368	1,592	2,074	1,593	2,109	7,368					
MOOE					1,206	150	336	350	370	1,206					
Region IVA - CALABARZON					4,614	1,126	1,249	955	1,284	4,614					
Ecosystems Research and Development					200	40	61	50	49	200					
MOOE					200	40	61	50	49	200					
Regional Office IVA - Proper					4,414	1,086	1,188	905	1,235	4,414					
PS					3,617	802	994	765	1,056	3,617					
MOOE					797	284	194	140	179	797					
Region IVB - MIMAROPA					7,815	1,746	2,323	1,759	1,987	7,815					
Regional Office IV-B - Proper					7,815	1,746	2,323	1,759	1,987	7,815					
PS					5,815	1,278	1,612	1,232	1,693	5,815					
MOOE					2,000	468	711	527	294	2,000					
Region V - Bicol					9,697	2,139	2,623	2,139	2,796	9,697					
Regional Office V - Proper					9,697	2,139	2,623	2,139	2,796	9,697					
PS					8,432	1,824	2,306	1,822	2,480	8,432					
MOOE					1,265	315	317	317	316	1,265					
Region VI - Western Visayas					9,876	2,220	2,661	2,226	2,769	9,876					
Regional Office VI - Proper					9,876	2,220	2,661	2,226	2,769	9,876					
PS					8,700	1,946	2,384	1,878	2,492	8,700					
MOOE					1,176	274	277	348	277	1,176					
Region VII - Central Visayas					11,764	2,580	3,210	2,792	3,182	11,764					
Regional Office VII - Proper					11,764	2,580	3,210	2,792	3,182	11,764					
PS					10,064	2,204	2,804	2,203	2,853	10,064					
MOOE					1,700	376	406	589	329	1,700					
Region VIII - Eastern Visayas					9,893	2,256	2,691	2,154	2,792	9,893					
Regional Office VIII - Proper					9,893	2,256	2,691	2,154	2,792	9,893					
PS					8,368	1,849	2,312	1,775	2,432	8,368					
MOOE					1,525	407	379	379	360	1,525					
Region IX - Zamboanga Peninsula					7,665	1,755	2,113	1,633	2,164	7,665					
Regional Office IX- Proper					7,665	1,755	2,113	1,633	2,164	7,665					
PS					6,872	1,526	1,893	1,471	1,982	6,872					
MOOE					793	229	220	162	182	793					
Region X - Northern Mindanao					7,914	1,716	2,160	1,749	2,289	7,914					
Regional Office X - Proper					7,914	1,716	2,160	1,749	2,289	7,914					
PS					6,525	1,405	1,837	1,406	1,877	6,525					
MOOE					1,389	311	323	343	412	1,389					
Region XI - Davao					10,519	2,319	2,978	2,257	2,965	10,519					
Regional Office XI - Proper					10,519	2,319	2,978	2,257	2,965	10,519					

FY 2019 FINANCIAL PLAN
(In Thousand Pesos)

Department : Department of Environment and Natural Resources (DENR)
 Agency : Office of the Secretary
 Operating Unit : ALL
 Organization Code (UACS) : 100010000000
 Report Status : ALL

Particulars	UACS CODE	Current Year's Obligation			Budget Year Obligation Program										
		Actual Jan.1-Sept.30	Estimate Oct.1-Dec.30	Total 5=3+4	Total 6=11+16	COMPREHENSIVE RELEASE					FOR LATER RELEASE(Negative List)				
						Q1	Q2	Q3	Q4	Sub Total 11=7+8+9+10	Q1	Q2	Q3	Q4	Sub Total 16=12+13+14+15
1	2	3	4	5=3+4	6=11+16	7	8	9	10	11=7+8+9+10	12	13	14	15	16=12+13+14+15
PS					9,109	2,047	2,483	1,985	2,594	9,109					
MOOE					1,410	272	495	272	371	1,410					
Region XII - SOCCSKSARGEN					5,363	1,248	1,470	1,183	1,462	5,363					
Regional Office XII - Proper					5,363	1,248	1,470	1,183	1,462	5,363					
PS					3,723	825	1,029	793	1,076	3,723					
MOOE					1,640	423	441	390	386	1,640					
Region XIII - CARAGA					6,595	1,504	1,759	1,536	1,796	6,595					
Regional Office XIII - Proper					6,595	1,504	1,759	1,536	1,796	6,595					
PS					4,893	1,109	1,327	1,071	1,386	4,893					
MOOE					1,702	395	432	465	410	1,702					
Conduct of Special Studies, Design and Development in Support of Forestry, Mining and Environmental Management	2E+14				266,198	52,174	79,728	86,663	47,633	266,198					
National Capital Region (NCR)					252,844	48,679	76,248	83,022	44,895	252,844					
Central Office					252,844	48,679	76,248	83,022	44,895	252,844					
PS					31,687	7,013	8,724	6,695	9,255	31,687					
MOOE					221,157	41,666	67,524	76,327	35,640	221,157					
Region IVB - MIMAROPA					600	180	360	30	30	600					
Regional Office IV-B - Proper					600	180	360	30	30	600					
MOOE					600	180	360	30	30	600					
Region IX - Zamboanga Peninsula					600	75	75	73	377	600					
Regional Office IX- Proper					600	75	75	73	377	600					
MOOE					600	75	75	73	377	600					
Region X - Northern Mindanao					600	132	163	172	133	600					
Regional Office X - Proper					600	132	163	172	133	600					
MOOE					600	132	163	172	133	600					
Region XI - Davao					10,354	2,658	2,632	3,116	1,948	10,354					
Regional Office XI - Proper					10,354	2,658	2,632	3,116	1,948	10,354					
MOOE					10,354	2,658	2,632	3,116	1,948	10,354					
Region XII - SOCCSKSARGEN					600	150	150	150	150	600					
Regional Office XII - Proper					600	150	150	150	150	600					
MOOE					600	150	150	150	150	600					
Region XIII - CARAGA					600	300	100	100	100	600					
Regional Office XIII - Proper					600	300	100	100	100	600					
MOOE					600	300	100	100	100	600					
Formulation and Monitoring of ENR Sector Policies, Plans, Programs and Projects	2E+14				722,880	157,437	193,307	169,648	202,488	722,880					
National Capital Region (NCR)					288,425	65,945	78,292	66,059	78,129	288,425					
Central Office					85,362	21,340	21,340	21,340	21,342	85,362					
PS					28,850	7,212	7,212	7,212	7,214	28,850					
MOOE					56,512	14,128	14,128	14,128	14,128	56,512					
Forest Management Bureau (FMB)					94,100	19,813	27,144	21,882	25,261	94,100					
PS					71,143	15,018	20,337	15,018	20,770	71,143					
MOOE					22,957	4,795	6,807	6,864	4,491	22,957					
Land Management Bureau (LMB)					42,986	9,466	11,464	8,939	13,117	42,986					
PS					39,536	8,837	10,808	8,283	11,608	39,536					
MOOE					3,450	629	656	656	1,509	3,450					
Biodiversity Management Bureau (BMB)					57,737	13,636	16,095	12,044	15,962	57,737					
PS					47,776	10,636	13,134	10,044	13,962	47,776					
MOOE					9,961	3,000	2,961	2,000	2,000	9,961					
NCR - Proper					8,240	1,690	2,249	1,854	2,447	8,240					
PS					6,767	1,435	1,929	1,424	1,979	6,767					
MOOE					1,473	255	320	430	468	1,473					
Region I - Ilocos					30,602	7,027	8,242	7,094	8,239	30,602					
Regional Office I - Proper					12,597	3,162	3,504	2,785	3,146	12,597					
PS					6,296	1,395	1,731	1,329	1,841	6,296					

FY 2019 FINANCIAL PLAN
(In Thousand Pesos)

Department : Department of Environment and Natural Resources (DENR)
 Agency : Office of the Secretary
 Operating Unit : ALL
 Organization Code (UACS) : 100010000000
 Report Status : ALL

Particulars	UACS CODE	Current Year's Obligation			Budget Year Obligation Program										
		Actual Jan.1-Sept.30	Estimate Oct.1-Dec.30	Total 5=3+4	Total 6=11+16	COMPREHENSIVE RELEASE					FOR LATER RELEASE(Negative List)				
						Q1	Q2	Q3	Q4	Sub Total 11=7+8+9+10	Q1	Q2	Q3	Q4	Sub Total 16=12+13+14+15
1	2	3	4	5=3+4	6=11+16	7	8	9	10	11=7+8+9+10	12	13	14	15	16=12+13+14+15
MOOE					6,301	1,767	1,773	1,456	1,305	6,301					
PENRO Ilocos Norte					3,933	797	1,024	1,023	1,089	3,933					
PS					1,939	435	526	403	575	1,939					
MOOE					1,994	362	498	620	514	1,994					
PENRO Ilocos Sur					4,006	774	1,057	1,031	1,144	4,006					
PS					2,165	483	586	450	646	2,165					
MOOE					1,841	291	471	581	498	1,841					
PENRO La Union					5,035	1,124	1,362	1,112	1,437	5,035					
PS					3,615	797	998	762	1,058	3,615					
MOOE					1,420	327	364	350	379	1,420					
PENRO Pangasinan					5,031	1,170	1,295	1,143	1,423	5,031					
PS					2,934	662	787	607	878	2,934					
MOOE					2,097	508	508	536	545	2,097					
Cordillera Administrative Region (CAR)					24,232	5,286	6,621	5,710	6,615	24,232					
Regional Office CAR - Proper					8,371	1,668	2,294	1,886	2,523	8,371					
PS					5,784	1,280	1,598	1,224	1,682	5,784					
MOOE					2,587	388	696	662	841	2,587					
PENRO Abra					4,624	1,123	1,190	1,115	1,196	4,624					
PS					1,458	324	400	306	428	1,458					
MOOE					3,166	799	790	809	768	3,166					
PENRO Apayao					1,593	357	441	337	458	1,593					
PS					1,433	319	393	300	421	1,433					
MOOE					160	38	48	37	37	160					
PENRO Benguet					1,874	448	488	400	538	1,874					
PS					1,433	318	393	301	421	1,433					
MOOE					441	130	95	99	117	441					
PENRO Ifugao					2,579	530	720	566	763	2,579					
PS					1,433	317	393	300	423	1,433					
MOOE					1,146	213	327	266	340	1,146					
PENRO Kalinga					2,521	615	691	659	556	2,521					
PS					1,433	318	392	303	420	1,433					
MOOE					1,088	297	299	356	136	1,088					
PENRO Mt. Province					2,670	545	797	747	581	2,670					
PS					1,433	319	393	301	420	1,433					
MOOE					1,237	226	404	446	161	1,237					
Region II - Cagayan Valley					24,121	5,450	6,327	5,663	6,681	24,121					
Regional Office II - Proper					9,299	1,947	2,466	2,207	2,679	9,299					
PS					5,932	1,314	1,634	1,253	1,731	5,932					
MOOE					3,367	633	832	954	948	3,367					
PENRO Batanes					1,319	298	358	287	376	1,319					
PS					1,094	244	303	228	319	1,094					
MOOE					225	54	55	59	57	225					
PENRO Cagayan					4,353	1,044	1,121	1,036	1,152	4,353					
PS					1,433	319	393	301	420	1,433					
MOOE					2,920	725	728	735	732	2,920					
PENRO Isabela					4,335	1,042	1,113	1,036	1,144	4,335					
PS					1,433	319	393	301	420	1,433					
MOOE					2,902	723	720	735	724	2,902					
PENRO Nueva Vizcaya					2,518	589	661	577	691	2,518					
PS					1,433	319	393	301	420	1,433					
MOOE					1,085	270	268	276	271	1,085					
PENRO Quirino					2,297	530	608	520	639	2,297					
PS					1,433	319	393	301	420	1,433					
MOOE					864	211	215	219	219	864					
Region III - Central Luzon					48,036	9,630	13,134	11,369	13,903	48,036					

FY 2019 FINANCIAL PLAN
(In Thousand Pesos)

Department : Department of Environment and Natural Resources (DENR)
 Agency : Office of the Secretary
 Operating Unit : ALL
 Organization Code (UACS) : 100010000000
 Report Status : ALL

Particulars	UACS CODE	Current Year's Obligation			Budget Year Obligation Program										
		Actual Jan.1-Sept.30	Estimate Oct.1-Dec.30	Total 5=3+4	Total 6=11+16	COMPREHENSIVE RELEASE					FOR LATER RELEASE(Negative List)				
						Q1	Q2	Q3	Q4	Sub Total 11=7+8+9+10	Q1	Q2	Q3	Q4	Sub Total 16=12+13+14+15
1	2	3	4	5=3+4	6=11+16	7	8	9	10	11=7+8+9+10	12	13	14	15	16=12+13+14+15
Regional Office III - Proper					13,282	2,633	3,576	3,366	3,707	13,282					
PS					6,023	1,272	1,720	1,273	1,758	6,023					
MOOE					7,259	1,361	1,856	2,093	1,949	7,259					
PENRO Aurora					5,500	882	1,289	1,727	1,602	5,500					
PS					4,032	852	1,149	854	1,177	4,032					
MOOE					1,468	30	140	873	425	1,468					
PENRO Bataan					7,331	1,573	2,068	1,574	2,116	7,331					
PS					5,876	1,241	1,677	1,242	1,716	5,876					
MOOE					1,455	332	391	332	400	1,455					
PENRO Bulacan					3,778	810	1,036	824	1,108	3,778					
PS					2,758	578	789	578	813	2,758					
MOOE					1,020	232	247	246	295	1,020					
PENRO Nueva Ecija					4,015	881	1,145	872	1,117	4,015					
PS					3,674	769	1,052	770	1,083	3,674					
MOOE					341	112	93	102	34	341					
PENRO Pampanga					4,441	921	1,278	941	1,301	4,441					
PS					4,340	919	1,237	919	1,265	4,340					
MOOE					101	2	41	22	36	101					
PENRO Tarlac					4,359	940	1,361	842	1,216	4,359					
PS					3,919	828	1,117	829	1,145	3,919					
MOOE					440	112	244	13	71	440					
PENRO Zambales					5,330	990	1,381	1,223	1,736	5,330					
PS					3,907	817	1,118	818	1,154	3,907					
MOOE					1,423	173	263	405	582	1,423					
Region IVA - CALABARZON					31,068	6,108	8,463	7,891	8,606	31,068					
Ecosystems Research and Development					7,608	1,576	2,218	1,800	2,014	7,608					
PS					2,541	563	697	531	750	2,541					
MOOE					5,067	1,013	1,521	1,269	1,264	5,067					
Regional Office IVA - Proper					12,175	2,082	3,477	3,398	3,218	12,175					
PS					4,498	997	1,235	943	1,323	4,498					
MOOE					7,677	1,085	2,242	2,455	1,895	7,677					
PENRO Batangas					2,174	415	405	576	778	2,174					
PS					1,094	242	301	231	320	1,094					
MOOE					1,080	173	104	345	458	1,080					
PENRO Cavite					2,054	518	445	553	538	2,054					
PS					1,094	243	300	231	320	1,094					
MOOE					960	275	145	322	218	960					
PENRO Laguna					2,064	404	444	364	852	2,064					
PS					1,094	242	300	231	321	1,094					
MOOE					970	162	144	133	531	970					
PENRO Quezon					2,648	553	826	663	606	2,648					
PS					1,433	319	392	301	421	1,433					
MOOE					1,215	234	434	362	185	1,215					
PENRO Rizal					2,345	560	648	537	600	2,345					
PS					955	213	261	200	281	955					
MOOE					1,390	347	387	337	319	1,390					
Region IVB - MIMAROPA					26,594	6,314	7,583	5,835	6,862	26,594					
Regional Office IV-B - Proper					12,205	3,101	3,392	2,418	3,294	12,205					
PS					6,579	1,458	1,806	1,387	1,928	6,579					
MOOE					5,626	1,643	1,586	1,031	1,366	5,626					
PENRO Marinduque					1,904	465	477	401	561	1,904					
PS					1,094	243	302	228	321	1,094					
MOOE					810	222	175	173	240	810					
PENRO Occidental Mindoro					2,673	665	672	626	710	2,673					
PS					1,433	318	393	301	421	1,433					

FY 2019 FINANCIAL PLAN
(In Thousand Pesos)

Department : Department of Environment and Natural Resources (DENR)
 Agency : Office of the Secretary
 Operating Unit : ALL
 Organization Code (UACS) : 100010000000
 Report Status : ALL

Particulars 1	UACS CODE 2	Current Year's Obligation			Budget Year Obligation Program										
		Actual Jan.1-Sept.30 3	Estimate Oct.1-Dec.30 4	Total 5=3+4	Total 6=11+16	COMPREHENSIVE RELEASE					FOR LATER RELEASE(Negative List)				
						Q1 7	Q2 8	Q3 9	Q4 10	Sub Total 11=7+8+9+10	Q1 12	Q2 13	Q3 14	Q4 15	Sub Total 16=12+13+14+15
MOOE					1,240	347	279	325	289	1,240					
PENRO Oriental Mindoro					3,414	880	1,373	600	561	3,414					
PS					955	212	262	199	282	955					
MOOE					2,459	668	1,111	401	279	2,459					
PENRO Palawan					3,853	834	1,005	946	1,068	3,853					
PS					1,433	409	301	301	422	1,433					
MOOE					2,420	425	704	645	646	2,420					
PENRO Romblon					2,545	369	664	844	668	2,545					
PS					1,473	327	404	309	433	1,473					
MOOE					1,072	42	260	535	235	1,072					
Region V - Bicol					24,367	4,668	6,153	5,784	7,762	24,367					
Regional Office V - Proper					12,575	2,448	2,896	3,247	3,984	12,575					
PS					6,051	1,279	1,728	1,278	1,766	6,051					
MOOE					6,524	1,169	1,168	1,969	2,218	6,524					
PENRO Albay					1,843	373	526	414	530	1,843					
PS					1,433	301	411	301	420	1,433					
MOOE					410	72	115	113	110	410					
PENRO Camarines Norte					2,075	349	505	435	786	2,075					
PS					1,433	301	411	301	420	1,433					
MOOE					642	48	94	134	366	642					
PENRO Camarines Sur					2,158	356	520	407	875	2,158					
PS					1,433	301	411	301	420	1,433					
MOOE					725	55	109	106	455	725					
PENRO Catanduanes					1,725	339	546	386	454	1,725					
PS					1,433	301	411	301	420	1,433					
MOOE					292	38	135	85	34	292					
PENRO Masbate					2,212	440	646	532	594	2,212					
PS					1,433	301	411	301	420	1,433					
MOOE					779	139	235	231	174	779					
PENRO Sorsogon					1,779	363	514	363	539	1,779					
PS					1,433	301	411	301	420	1,433					
MOOE					346	62	103	62	119	346					
Region VI - Western Visayas					31,837	6,575	8,209	7,354	9,699	31,837					
Regional Office VI - Proper					14,212	2,720	3,647	3,179	4,666	14,212					
PS					6,345	1,407	1,745	1,339	1,854	6,345					
MOOE					7,867	1,313	1,902	1,840	2,812	7,867					
PENRO Aklan					1,649	342	431	458	418	1,649					
PS					1,107	247	306	231	323	1,107					
MOOE					542	95	125	227	95	542					
PENRO Antique					3,545	769	890	842	1,044	3,545					
PS					1,699	381	462	355	501	1,699					
MOOE					1,846	388	428	487	543	1,846					
PENRO Capiz					2,496	597	697	573	629	2,496					
PS					1,449	323	397	304	425	1,449					
MOOE					1,047	274	300	269	204	1,047					
PENRO Iloilo					4,338	965	1,175	1,054	1,144	4,338					
PS					1,925	432	526	402	565	1,925					
MOOE					2,413	533	649	652	579	2,413					
PENRO Guimaras					2,020	541	531	431	517	2,020					
PS					1,449	323	397	304	425	1,449					
MOOE					571	218	134	127	92	571					
PENRO Negros Occidental					3,577	641	838	817	1,281	3,577					
PS					2,129	480	574	443	632	2,129					
MOOE					1,448	161	264	374	649	1,448					
Region VII - Central Visayas					26,534	5,427	7,202	6,940	6,965	26,534					

FY 2019 FINANCIAL PLAN
(In Thousand Pesos)

Department : Department of Environment and Natural Resources (DENR)
 Agency : Office of the Secretary
 Operating Unit : ALL
 Organization Code (UACS) : 100010000000
 Report Status : ALL

Particulars	UACS CODE	Current Year's Obligation			Budget Year Obligation Program										
		Actual Jan.1-Sept.30	Estimate Oct.1-Dec.30	Total 5=3+4	Total 6=11+16	COMPREHENSIVE RELEASE					FOR LATER RELEASE(Negative List)				
						Q1	Q2	Q3	Q4	Sub Total 11=7+8+9+10	Q1	Q2	Q3	Q4	Sub Total 16=12+13+14+15
1	2	3	4	5=3+4	6=11+16	7	8	9	10	11=7+8+9+10	12	13	14	15	16=12+13+14+15
Regional Office VII - Proper					9,972	2,034	2,753	2,523	2,662	9,972					
PS					4,967	1,047	1,418	1,048	1,454	4,967					
MOOE					5,005	987	1,335	1,475	1,208	5,005					
PENRO Bohol					5,000	1,081	1,400	1,215	1,304	5,000					
PS					1,987	415	569	414	589	1,987					
MOOE					3,013	666	831	801	715	3,013					
PENRO Cebu					4,799	1,047	1,342	1,227	1,183	4,799					
PS					1,446	304	414	304	424	1,446					
MOOE					3,353	743	928	923	759	3,353					
PENRO Negros Oriental					4,556	802	1,118	1,364	1,272	4,556					
PS					1,543	322	442	321	458	1,543					
MOOE					3,013	480	676	1,043	814	3,013					
PENRO Siquijor					2,207	463	589	611	544	2,207					
PS					1,107	233	317	232	325	1,107					
MOOE					1,100	230	272	379	219	1,100					
Region VIII - Eastern Visayas					35,721	7,365	9,142	8,848	10,366	35,721					
Regional Office VIII - Proper					6,653	1,709	1,554	1,454	1,936	6,653					
PS					3,834	857	1,047	798	1,132	3,834					
MOOE					2,819	852	507	656	804	2,819					
PENRO Biliran					1,818	419	488	404	507	1,818					
PS					1,433	321	392	300	420	1,433					
MOOE					385	98	96	104	87	385					
PENRO Leyte					7,023	804	1,570	2,042	2,607	7,023					
PS					2,692	609	722	559	802	2,692					
MOOE					4,331	195	848	1,483	1,805	4,331					
PENRO Southern Leyte					4,376	1,024	1,225	1,043	1,084	4,376					
PS					2,082	471	560	432	619	2,082					
MOOE					2,294	553	665	611	465	2,294					
PENRO Eastern Samar					5,485	1,338	1,423	1,267	1,457	5,485					
PS					2,316	524	621	480	691	2,316					
MOOE					3,169	814	802	787	766	3,169					
PENRO Northern Samar					5,129	1,181	1,320	1,325	1,303	5,129					
PS					3,148	707	852	657	932	3,148					
MOOE					1,981	474	468	668	371	1,981					
PENRO Western Samar					5,237	890	1,562	1,313	1,472	5,237					
PS					2,974	675	797	615	887	2,974					
MOOE					2,263	215	765	698	585	2,263					
Region IX - Zamboanga Peninsula					25,371	4,832	7,262	6,322	6,955	25,371					
Regional Office IX- Proper					19,581	3,855	5,994	4,588	5,144	19,581					
PS					7,697	1,711	2,109	1,619	2,258	7,697					
MOOE					11,884	2,144	3,885	2,969	2,886	11,884					
PENRO Zamboanga del Norte					1,393	197	268	513	415	1,393					
PS					481	109	131	100	141	481					
MOOE					912	88	137	413	274	912					
PENRO Zamboanga del Sur					1,853	383	467	418	585	1,853					
PS					1,449	323	397	304	425	1,449					
MOOE					404	60	70	114	160	404					
PENRO Zamboanga Sibugay					2,544	397	533	803	811	2,544					
PS					1,449	323	397	304	425	1,449					
MOOE					1,095	74	136	499	386	1,095					
Region X - Northern Mindanao					25,975	5,751	6,588	5,785	7,851	25,975					
Regional Office X - Proper					11,546	2,582	2,963	2,561	3,440	11,546					
PS					5,357	1,131	1,529	1,132	1,565	5,357					
MOOE					6,189	1,451	1,434	1,429	1,875	6,189					
PENRO Bukidnon					3,275	744	744	743	1,044	3,275					

FY 2019 FINANCIAL PLAN
(In Thousand Pesos)

Department : Department of Environment and Natural Resources (DENR)
 Agency : Office of the Secretary
 Operating Unit : ALL
 Organization Code (UACS) : 100010000000
 Report Status : ALL

Particulars	UACS CODE	Current Year's Obligation			Budget Year Obligation Program										
		Actual Jan.1-Sept.30	Estimate Oct.1-Dec.30	Total 5=3+4	Total 6=11+16	COMPREHENSIVE RELEASE					FOR LATER RELEASE(Negative List)				
						Q1	Q2	Q3	Q4	Sub Total 11=7+8+9+10	Q1	Q2	Q3	Q4	Sub Total 16=12+13+14+15
1	2	3	4	5=3+4	6=11+16	7	8	9	10	11=7+8+9+10	12	13	14	15	16=12+13+14+15
MOOE					3,275	744	744	743	1,044	3,275					
PENRO Camiguin					3,668	854	965	855	994	3,668					
PS					1,433	300	411	301	421	1,433					
MOOE					2,235	554	554	554	573	2,235					
PENRO Lanao del Norte					2,638	549	659	551	879	2,638					
PS					1,433	300	411	301	421	1,433					
MOOE					1,205	249	248	250	458	1,205					
PENRO Misamis Occidental					2,460	508	633	560	759	2,460					
PS					955	199	273	201	282	955					
MOOE					1,505	309	360	359	477	1,505					
PENRO Misamis Oriental					2,388	514	624	515	735	2,388					
PS					1,433	300	410	301	422	1,433					
MOOE					955	214	214	214	313	955					
Region XI - Davao					25,113	5,571	6,359	6,396	6,787	25,113					
Regional Office XI - Proper					10,228	2,546	2,562	2,322	2,798	10,228					
PS					6,623	1,471	1,813	1,395	1,944	6,623					
MOOE					3,605	1,075	749	927	854	3,605					
PENRO Compostela Valley					2,621	555	742	625	699	2,621					
PS					1,889	421	510	395	563	1,889					
MOOE					732	134	232	230	136	732					
PENRO Davao del Norte					2,291	427	521	770	573	2,291					
PS					1,661	370	451	346	494	1,661					
MOOE					630	57	70	424	79	630					
PENRO Davao del Sur					3,398	774	873	807	944	3,398					
PS					1,433	317	393	300	423	1,433					
MOOE					1,965	457	480	507	521	1,965					
PENRO Davao Oriental					4,157	743	1,009	1,326	1,079	4,157					
PS					1,433	317	393	300	423	1,433					
MOOE					2,724	426	616	1,026	656	2,724					
PENRO Davao Occidental					2,418	526	652	546	694	2,418					
PS					1,743	393	465	360	525	1,743					
MOOE					675	133	187	186	169	675					
Region XII - SOCCSKSARGEN					24,449	5,511	6,631	5,447	6,860	24,449					
Regional Office XII - Proper					14,955	3,426	4,043	3,563	3,923	14,955					
PS					7,911	1,746	2,182	1,671	2,312	7,911					
MOOE					7,044	1,680	1,861	1,892	1,611	7,044					
PENRO North Cotabato					4,724	1,050	1,285	940	1,449	4,724					
PS					3,619	818	967	747	1,087	3,619					
MOOE					1,105	232	318	193	362	1,105					
PENRO Sarangani					784	151	238	114	281	784					
MOOE					784	151	238	114	281	784					
PENRO South Cotabato					1,305	243	388	278	396	1,305					
MOOE					1,305	243	388	278	396	1,305					
PENRO Sultan Kudarat					2,681	641	677	552	811	2,681					
PS					2,126	485	559	434	648	2,126					
MOOE					555	156	118	118	163	555					
Region XIII - CARAGA					30,435	5,977	7,099	7,151	10,208	30,435					
Regional Office XIII - Proper					13,105	2,550	2,900	3,021	4,634	13,105					
PS					5,784	1,278	1,594	1,218	1,694	5,784					
MOOE					7,321	1,272	1,306	1,803	2,940	7,321					
PENRO Agusan del Norte					5,093	902	1,352	1,241	1,598	5,093					
PS					2,829	641	757	586	845	2,829					
MOOE					2,264	261	595	655	753	2,264					
PENRO Agusan del Sur					3,622	661	798	940	1,223	3,622					
PS					1,433	319	393	301	420	1,433					

FY 2019 FINANCIAL PLAN
(In Thousand Pesos)

Department : Department of Environment and Natural Resources (DENR)
 Agency : Office of the Secretary
 Operating Unit : ALL
 Organization Code (UACS) : 100010000000
 Report Status : ALL

Particulars	UACS CODE	Current Year's Obligation			Budget Year Obligation Program										
		Actual	Estimate	Total	Total	COMPREHENSIVE RELEASE					FOR LATER RELEASE(Negative List)				
		Jan.1-Sept.30	Oct.1-Dec.30	5=3+4	6=11+16	Q1	Q2	Q3	Q4	Sub Total	Q1	Q2	Q3	Q4	Sub Total
1	2	3	4	5=3+4	6=11+16	7	8	9	10	11=7+8+9+10	12	13	14	15	16=12+13+14+15
MOOE					2,189	342	405	639	803	2,189					
PENRO Surigao del Norte					2,560	589	582	603	786	2,560					
PS					1,433	318	392	300	423	1,433					
MOOE					1,127	271	190	303	363	1,127					
PENRO Surigao del Sur					4,358	888	1,046	1,015	1,409	4,358					
PS					3,110	704	825	644	937	3,110					
MOOE					1,248	184	221	371	472	1,248					
PENRO Dinagat Islands					1,697	387	421	331	558	1,697					
PS					1,433	318	392	302	421	1,433					
MOOE					264	69	29	29	137	264					
Ecosystem Research Development and Region IVA - CALABARZON	2E+14				239,691	51,151	68,116	54,064	66,360	239,691					
Ecosystems Research and Development					239,691	51,151	68,116	54,064	66,360	239,691					
PS					147,062	32,625	40,327	30,895	43,215	147,062					
MOOE					92,629	18,526	27,789	23,169	23,145	92,629					
Operations	3E+14				12,288,438	4,299,537	3,032,848	2,528,594	2,427,459	12,288,438					
OO : Natural resources sustainably managed	3.1E+14				12,214,779	4,285,424	3,013,325	2,506,396	2,409,634	12,214,779					
NATURAL RESOURCES ENFORCEMENT AND	3.101E+14				1,677,738	433,457	427,249	389,880	427,162	1,677,738					
Natural Resources management arrangement/agreement and permit	3.101E+14				1,417,738	368,840	361,722	325,158	362,018	1,417,738					
National Capital Region (NCR)					210,585	49,571	50,904	57,165	52,945	210,585					
Central Office					107,744	26,936	26,936	26,936	26,936	107,744					
MOOE					82,304	20,576	20,576	20,576	20,576	82,304					
CO					25,440	6,360	6,360	6,360	6,360	25,440					
Forest Management Bureau (FMB)					73,903	15,636	16,024	23,957	18,286	73,903					
MOOE					72,903	14,636	16,024	23,957	18,286	72,903					
CO					1,000	1,000				1,000					
Land Management Bureau (LMB)					3,000	638	984	643	735	3,000					
MOOE					3,000	638	984	643	735	3,000					
Biodiversity Management Bureau (BMB)					1,400	360	360	360	320	1,400					
MOOE					1,400	360	360	360	320	1,400					
NCR - Proper					24,538	6,001	6,600	5,269	6,668	24,538					
PS					16,570	3,480	4,741	3,450	4,899	16,570					
MOOE					6,828	1,381	1,859	1,819	1,769	6,828					
CO					1,140	1,140				1,140					
Region I - Ilocos					56,058	17,003	12,593	12,569	13,893	56,058					
Regional Office I - Proper					12,565	3,027	2,578	3,179	3,781	12,565					
PS					7,627	1,700	2,083	1,604	2,240	7,627					
MOOE					4,778	1,167	495	1,575	1,541	4,778					
CO					160	160				160					
PENRO Ilocos Norte					11,670	3,806	2,659	2,365	2,840	11,670					
PS					4,620	1,062	1,208	942	1,408	4,620					
MOOE					5,550	1,244	1,451	1,423	1,432	5,550					
CO					1,500	1,500				1,500					
PENRO Ilocos Sur					10,338	3,313	2,379	2,162	2,484	10,338					
PS					3,918	901	1,025	798	1,194	3,918					
MOOE					5,100	1,092	1,354	1,364	1,290	5,100					
CO					1,320	1,320				1,320					
PENRO La Union					5,172	1,655	1,079	1,181	1,257	5,172					
PS					1,407	323	367	288	429	1,407					
MOOE					2,975	542	712	893	828	2,975					
CO					790	790				790					
PENRO Pangasinan					16,313	5,202	3,898	3,682	3,531	16,313					
PS					3,937	905	1,030	803	1,199	3,937					
MOOE					10,526	2,447	2,868	2,879	2,332	10,526					
CO					1,850	1,850				1,850					

FY 2019 FINANCIAL PLAN
(In Thousand Pesos)

Department : Department of Environment and Natural Resources (DENR)
 Agency : Office of the Secretary
 Operating Unit : ALL
 Organization Code (UACS) : 100010000000
 Report Status : ALL

Particulars	UACS CODE	Current Year's Obligation			Budget Year Obligation Program										
		Actual Jan.1-Sept.30	Estimate Oct.1-Dec.30	Total 5=3+4	Total 6=11+16	COMPREHENSIVE RELEASE					FOR LATER RELEASE(Negative List)				
						Q1	Q2	Q3	Q4	Sub Total 11=7+8+9+10	Q1	Q2	Q3	Q4	Sub Total 16=12+13+14+15
1	2	3	4	5=3+4	6=11+16	7	8	9	10	11=7+8+9+10	12	13	14	15	16=12+13+14+15
Cordillera Administrative Region (CAR)					114,082	31,984	28,044	27,067	26,987	114,082					
Regional Office CAR - Proper					21,610	8,538	4,826	5,114	3,132	21,610					
PS					2,690	593	746	574	777	2,690					
MOOE					13,980	3,005	4,080	4,540	2,355	13,980					
CO					4,940	4,940				4,940					
PENRO Abra					14,923	3,796	3,719	3,422	3,986	14,923					
PS					2,539	584	665	517	773	2,539					
MOOE					12,164	2,992	3,054	2,905	3,213	12,164					
CO					220	220				220					
PENRO Apayao					18,421	4,653	4,629	4,347	4,792	18,421					
PS					4,695	1,079	1,229	958	1,429	4,695					
MOOE					13,506	3,354	3,400	3,389	3,363	13,506					
CO					220	220				220					
PENRO Benguet					9,321	2,434	2,307	2,159	2,421	9,321					
PS					2,990	687	782	609	912	2,990					
MOOE					6,111	1,527	1,525	1,550	1,509	6,111					
CO					220	220				220					
PENRO Ifugao					10,940	2,587	2,875	2,679	2,799	10,940					
PS					3,711	850	972	757	1,132	3,711					
MOOE					7,009	1,517	1,903	1,922	1,667	7,009					
CO					220	220				220					
PENRO Kalinga					22,779	5,815	5,688	5,444	5,832	22,779					
PS					4,727	1,086	1,238	965	1,438	4,727					
MOOE					17,722	4,399	4,450	4,479	4,394	17,722					
CO					330	330				330					
PENRO Mt. Province					16,088	4,161	4,000	3,902	4,025	16,088					
PS					2,085	480	546	426	633	2,085					
MOOE					13,673	3,351	3,454	3,476	3,392	13,673					
CO					330	330				330					
Region II - Cagayan Valley					80,274	26,283	19,797	15,802	18,392	80,274					
Regional Office II - Proper					21,310	6,475	6,463	4,020	4,352	21,310					
PS					4,925	1,093	1,357	1,040	1,435	4,925					
MOOE					16,065	5,062	5,106	2,980	2,917	16,065					
CO					320	320				320					
PENRO Batanes					3,008	1,098	651	583	676	3,008					
PS					921	214	241	186	280	921					
MOOE					1,597	394	410	397	396	1,597					
CO					490	490				490					
PENRO Cagayan					17,822	5,852	4,088	3,555	4,327	17,822					
PS					7,463	1,717	1,954	1,522	2,270	7,463					
MOOE					8,239	2,015	2,134	2,033	2,057	8,239					
CO					2,120	2,120				2,120					
PENRO Isabela					20,784	7,004	4,698	4,157	4,925	20,784					
PS					7,471	1,719	1,956	1,523	2,273	7,471					
MOOE					10,663	2,635	2,742	2,634	2,652	10,663					
CO					2,650	2,650				2,650					
PENRO Nueva Vizcaya					11,456	3,504	2,769	2,207	2,976	11,456					
PS					6,054	1,393	1,586	1,234	1,841	6,054					
MOOE					4,262	971	1,183	973	1,135	4,262					
CO					1,140	1,140				1,140					
PENRO Quirino					5,894	2,350	1,128	1,280	1,136	5,894					
PS					1,167	270	307	237	353	1,167					
MOOE					3,687	1,040	821	1,043	783	3,687					
CO					1,040	1,040				1,040					
Region III - Central Luzon					85,602	22,410	23,380	17,832	21,980	85,602					

FY 2019 FINANCIAL PLAN
(In Thousand Pesos)

Department : Department of Environment and Natural Resources (DENR)
 Agency : Office of the Secretary
 Operating Unit : ALL
 Organization Code (UACS) : 100010000000
 Report Status : ALL

Particulars	UACS CODE	Current Year's Obligation			Budget Year Obligation Program										
		Actual Jan.1-Sept.30	Estimate Oct.1-Dec.30	Total 5=3+4	Total 6=11+16	COMPREHENSIVE RELEASE					FOR LATER RELEASE(Negative List)				
						Q1	Q2	Q3	Q4	Sub Total 11=7+8+9+10	Q1	Q2	Q3	Q4	Sub Total 16=12+13+14+15
1	2	3	4	5=3+4	6=11+16	7	8	9	10	11=7+8+9+10	12	13	14	15	16=12+13+14+15
Regional Office III - Proper					24,879	5,373	7,436	4,995	7,075	24,879					
PS					7,119	1,501	2,033	1,500	2,085	7,119					
MOOE					17,110	3,222	5,403	3,495	4,990	17,110					
CO					650	650				650					
PENRO Aurora					17,152	4,278	4,813	3,635	4,426	17,152					
PS					8,834	1,804	2,538	1,807	2,685	8,834					
MOOE					7,178	1,554	2,055	1,828	1,741	7,178					
CO					1,140	920	220			1,140					
PENRO Bataan					7,008	2,513	1,628	1,403	1,464	7,008					
PS					921	187	264	190	280	921					
MOOE					4,967	1,206	1,364	1,213	1,184	4,967					
CO					1,120	1,120				1,120					
PENRO Bulacan					6,998	2,316	1,480	1,483	1,719	6,998					
MOOE					6,078	1,396	1,480	1,483	1,719	6,078					
CO					920	920				920					
PENRO Nueva Ecija					11,664	2,508	3,526	2,834	2,796	11,664					
MOOE					10,784	2,508	2,646	2,834	2,796	10,784					
CO					880		880			880					
PENRO Pampanga					4,265	782	1,578	802	1,103	4,265					
PS					469	96	134	95	144	469					
MOOE					3,076	686	724	707	959	3,076					
CO					720	720				720					
PENRO Tarlac					6,570	2,388	1,436	1,221	1,525	6,570					
PS					229	47	65	46	71	229					
MOOE					5,301	1,301	1,371	1,175	1,454	5,301					
CO					1,040	1,040				1,040					
PENRO Zambales					7,066	2,252	1,483	1,459	1,872	7,066					
MOOE					6,316	1,502	1,483	1,459	1,872	6,316					
CO					750	750				750					
Region IVA - CALABARZON					88,631	22,648	24,897	20,818	20,268	88,631					
Regional Office IVA - Proper					12,845	2,796	3,915	3,374	2,760	12,845					
PS					5,115	1,134	1,405	1,081	1,495	5,115					
MOOE					7,670	1,602	2,510	2,293	1,265	7,670					
CO					60	60				60					
PENRO Batangas					8,321	3,193	1,312	2,178	1,638	8,321					
PS					1,191	272	313	245	361	1,191					
MOOE					6,270	2,061	999	1,933	1,277	6,270					
CO					860	860				860					
PENRO Cavite					7,341	1,601	2,338	1,458	1,944	7,341					
PS					2,300	528	602	468	702	2,300					
MOOE					4,401	1,073	1,096	990	1,242	4,401					
CO					640		640			640					
PENRO Laguna					9,512	2,285	2,665	2,016	2,546	9,512					
PS					3,744	858	981	764	1,141	3,744					
MOOE					5,348	1,207	1,484	1,252	1,405	5,348					
CO					420	220	200			420					
PENRO Quezon					40,137	9,604	11,871	9,687	8,975	40,137					
PS					20,753	4,765	5,436	4,236	6,316	20,753					
MOOE					17,244	4,839	4,295	5,451	2,659	17,244					
CO					2,140		2,140			2,140					
PENRO Rizal					10,475	3,169	2,796	2,105	2,405	10,475					
PS					3,573	820	937	730	1,086	3,573					
MOOE					6,412	1,859	1,859	1,375	1,319	6,412					
CO					490	490				490					
Region IVB - MIMAROPA					84,773	23,976	21,938	18,455	20,404	84,773					

FY 2019 FINANCIAL PLAN
(In Thousand Pesos)

Department : Department of Environment and Natural Resources (DENR)
 Agency : Office of the Secretary
 Operating Unit : ALL
 Organization Code (UACS) : 100010000000
 Report Status : ALL

Particulars	UACS CODE	Current Year's Obligation			Budget Year Obligation Program										
		Actual	Estimate	Total	Total	COMPREHENSIVE RELEASE					FOR LATER RELEASE(Negative List)				
		Jan.1-Sept.30	Oct.1-Dec.30	5=3+4	6=11+16	Q1	Q2	Q3	Q4	Sub Total	Q1	Q2	Q3	Q4	Sub Total
1	2	3	4	5=3+4	6=11+16	7	8	9	10	11=7+8+9+10	12	13	14	15	16=12+13+14+15
Regional Office IV-B - Proper					17,923	3,913	5,127	4,435	4,448	17,923					
PS					7,303	1,617	2,010	1,548	2,128	7,303					
MOOE					10,400	2,076	3,117	2,887	2,320	10,400					
CO					220	220				220					
PENRO Marinduque					4,119	1,459	1,015	733	912	4,119					
PS					1,884	431	495	383	575	1,884					
MOOE					1,565	358	520	350	337	1,565					
CO					670	670				670					
PENRO Occidental Mindoro					12,835	3,835	3,180	2,577	3,243	12,835					
PS					7,516	1,727	1,969	1,534	2,286	7,516					
MOOE					4,259	1,048	1,211	1,043	957	4,259					
CO					1,060	1,060				1,060					
PENRO Oriental Mindoro					14,640	4,222	4,046	3,425	2,947	14,640					
PS					6,508	1,493	1,704	1,329	1,982	6,508					
MOOE					7,042	1,639	2,342	2,096	965	7,042					
CO					1,090	1,090				1,090					
PENRO Palawan					29,851	8,906	7,258	6,108	7,579	29,851					
PS					16,925	3,886	4,433	3,455	5,151	16,925					
MOOE					10,516	2,610	2,825	2,653	2,428	10,516					
CO					2,410	2,410				2,410					
PENRO Romblon					5,405	1,641	1,312	1,177	1,275	5,405					
PS					2,324	533	609	475	707	2,324					
MOOE					2,561	588	703	702	568	2,561					
CO					520	520				520					
Region V - Bicol					73,597	18,976	20,290	16,042	18,289	73,597					
Regional Office V - Proper					19,142	4,853	4,788	4,641	4,860	19,142					
PS					6,470	1,368	1,848	1,364	1,890	6,470					
MOOE					12,072	2,885	2,940	3,277	2,970	12,072					
CO					600	600				600					
PENRO Albay					7,513	1,564	2,638	1,537	1,774	7,513					
PS					2,794	586	800	585	823	2,794					
MOOE					3,859	978	978	952	951	3,859					
CO					860	860				860					
PENRO Camarines Norte					6,462	1,897	1,614	1,354	1,597	6,462					
PS					2,955	618	848	616	873	2,955					
MOOE					2,997	769	766	738	724	2,997					
CO					510	510				510					
PENRO Camarines Sur					19,272	4,131	6,148	4,037	4,956	19,272					
PS					10,321	2,149	2,959	2,145	3,068	10,321					
MOOE					7,551	1,882	1,889	1,892	1,888	7,551					
CO					1,400	100	1,300			1,400					
PENRO Catanduanes					6,080	1,798	1,489	1,286	1,507	6,080					
PS					2,478	515	711	514	738	2,478					
MOOE					3,092	773	778	772	769	3,092					
CO					510	510				510					
PENRO Masbate					9,682	3,054	2,294	2,041	2,293	9,682					
PS					3,505	737	1,003	735	1,030	3,505					
MOOE					5,127	1,267	1,291	1,306	1,263	5,127					
CO					1,050	1,050				1,050					
PENRO Sorsogon					5,446	1,679	1,319	1,146	1,302	5,446					
PS					1,901	400	544	398	559	1,901					
MOOE					3,035	769	775	748	743	3,035					
CO					510	510				510					
Region VI - Western Visayas					89,231	21,059	21,324	18,033	28,815	89,231					
Regional Office VI - Proper					6,905	1,653	1,552	1,094	2,606	6,905					

FY 2019 FINANCIAL PLAN
(In Thousand Pesos)

Department : Department of Environment and Natural Resources (DENR)
 Agency : Office of the Secretary
 Operating Unit : ALL
 Organization Code (UACS) : 100010000000
 Report Status : ALL

Particulars 1	UACS CODE 2	Current Year's Obligation			Budget Year Obligation Program										
		Actual Jan.1-Sept.30 3	Estimate Oct.1-Dec.30 4	Total 5=3+4	Total 6=11+16	COMPREHENSIVE RELEASE					FOR LATER RELEASE(Negative List)				
						Q1 7	Q2 8	Q3 9	Q4 10	Sub Total 11=7+8+9+10	Q1 12	Q2 13	Q3 14	Q4 15	Sub Total 16=12+13+14+15
PS					1,304	292	355	273	384	1,304					
MOOE					4,941	701	1,197	821	2,222	4,941					
CO					660	660				660					
PENRO Aklan					11,191	2,776	2,618	2,383	3,414	11,191					
PS					4,195	965	1,097	857	1,276	4,195					
MOOE					6,376	1,191	1,521	1,526	2,138	6,376					
CO					620	620				620					
PENRO Antique					14,016	3,454	3,361	2,752	4,449	14,016					
PS					5,577	1,284	1,458	1,137	1,698	5,577					
MOOE					7,719	1,530	1,823	1,615	2,751	7,719					
CO					720	640	80			720					
PENRO Capiz					6,874	1,636	1,850	1,334	2,054	6,874					
PS					1,870	431	489	382	568	1,870					
MOOE					4,664	865	1,361	952	1,486	4,664					
CO					340	340				340					
PENRO Iloilo					21,278	4,552	5,269	4,485	6,972	21,278					
PS					11,162	2,567	2,919	2,279	3,397	11,162					
MOOE					9,596	1,465	2,350	2,206	3,575	9,596					
CO					520	520				520					
PENRO Guimaras					8,630	1,873	2,016	1,847	2,894	8,630					
PS					3,932	905	1,028	802	1,197	3,932					
MOOE					4,408	678	988	1,045	1,697	4,408					
CO					290	290				290					
PENRO Negros Occidental					20,337	5,115	4,658	4,138	6,426	20,337					
PS					9,591	2,206	2,510	1,957	2,918	9,591					
MOOE					9,686	1,849	2,148	2,181	3,508	9,686					
CO					1,060	1,060				1,060					
Region VII - Central Visayas					70,109	18,262	19,198	15,272	17,377	70,109					
Regional Office VII - Proper					24,783	4,610	7,577	6,141	6,455	24,783					
PS					13,268	2,785	3,794	2,784	3,905	13,268					
MOOE					11,415	1,825	3,683	3,357	2,550	11,415					
CO					100		100			100					
PENRO Bohol					12,190	3,969	2,935	2,405	2,881	12,190					
PS					5,592	1,141	1,607	1,141	1,703	5,592					
MOOE					5,228	1,458	1,328	1,264	1,178	5,228					
CO					1,370	1,370				1,370					
PENRO Cebu					12,807	3,991	3,182	2,526	3,108	12,807					
PS					6,061	1,235	1,742	1,237	1,847	6,061					
MOOE					5,336	1,346	1,440	1,289	1,261	5,336					
CO					1,410	1,410				1,410					
PENRO Negros Oriental					15,402	4,720	3,691	3,198	3,793	15,402					
PS					5,846	1,192	1,681	1,192	1,781	5,846					
MOOE					7,816	1,788	2,010	2,006	2,012	7,816					
CO					1,740	1,740				1,740					
PENRO Siquijor					4,927	972	1,813	1,002	1,140	4,927					
PS					1,853	379	532	379	563	1,853					
MOOE					2,434	593	641	623	577	2,434					
CO					640	640				640					
Region VIII - Eastern Visayas					60,370	18,727	15,011	13,629	13,003	60,370					
Regional Office VIII - Proper					17,961	3,626	5,459	5,092	3,784	17,961					
PS					6,056	1,362	1,637	1,271	1,786	6,056					
MOOE					11,665	2,024	3,822	3,821	1,998	11,665					
CO					240	240				240					
PENRO Biliran					3,048	1,192	636	584	636	3,048					
PS					932	218	242	189	283	932					

FY 2019 FINANCIAL PLAN
(In Thousand Pesos)

Department : Department of Environment and Natural Resources (DENR)
 Agency : Office of the Secretary
 Operating Unit : ALL
 Organization Code (UACS) : 100010000000
 Report Status : ALL

Particulars	UACS CODE	Current Year's Obligation			Budget Year Obligation Program										
		Actual Jan.1-Sept.30	Estimate Oct.1-Dec.30	Total 5=3+4	Total 6=11+16	COMPREHENSIVE RELEASE					FOR LATER RELEASE(Negative List)				
						Q1	Q2	Q3	Q4	Sub Total 11=7+8+9+10	Q1	Q2	Q3	Q4	Sub Total 16=12+13+14+15
1	2	3	4	5=3+4	6=11+16	7	8	9	10	11=7+8+9+10	12	13	14	15	16=12+13+14+15
MOOE					1,456	314	394	395	353	1,456					
CO					660	660				660					
PENRO Leyte					11,496	3,954	2,633	2,328	2,581	11,496					
PS					5,159	1,187	1,350	1,053	1,569	5,159					
MOOE					4,507	937	1,283	1,275	1,012	4,507					
CO					1,830	1,830				1,830					
PENRO Southern Leyte					7,369	2,323	1,763	1,613	1,670	7,369					
PS					3,249	750	848	664	987	3,249					
MOOE					3,220	673	915	949	683	3,220					
CO					900	900				900					
PENRO Eastern Samar					7,002	2,384	1,634	1,405	1,579	7,002					
PS					2,766	638	722	565	841	2,766					
MOOE					3,286	796	912	840	738	3,286					
CO					950	950				950					
PENRO Northern Samar					5,599	2,709	992	978	920	5,599					
PS					458	108	118	94	138	458					
MOOE					3,321	781	874	884	782	3,321					
CO					1,820	1,820				1,820					
PENRO Western Samar					7,895	2,539	1,894	1,629	1,833	7,895					
PS					3,531	813	923	724	1,071	3,531					
MOOE					3,444	806	971	905	762	3,444					
CO					920	920				920					
Region IX - Zamboanga Peninsula					71,135	20,768	16,975	15,453	17,939	71,135					
Regional Office IX- Proper					19,255	5,729	4,583	4,219	4,724	19,255					
PS					5,865	1,310	1,596	1,224	1,735	5,865					
MOOE					13,200	4,229	2,987	2,995	2,989	13,200					
CO					190	190				190					
PENRO Zamboanga del Norte					20,627	5,989	4,900	4,609	5,129	20,627					
PS					9,899	2,273	2,593	2,020	3,013	9,899					
MOOE					9,028	2,016	2,307	2,589	2,116	9,028					
CO					1,700	1,700				1,700					
PENRO Zamboanga del Sur					11,136	3,406	2,540	2,335	2,855	11,136					
PS					5,333	1,227	1,395	1,088	1,623	5,333					
MOOE					4,703	1,079	1,145	1,247	1,232	4,703					
CO					1,100	1,100				1,100					
PENRO Zamboanga Sibugay					20,117	5,644	4,952	4,290	5,231	20,117					
PS					10,885	2,499	2,852	2,224	3,310	10,885					
MOOE					7,852	1,765	2,100	2,066	1,921	7,852					
CO					1,380	1,380				1,380					
Region X - Northern Mindanao					87,771	23,672	20,057	19,344	24,698	87,771					
Regional Office X - Proper					13,932	2,303	2,322	4,535	4,772	13,932					
PS					2,315	488	662	486	679	2,315					
MOOE					11,417	1,615	1,660	4,049	4,093	11,417					
CO					200	200				200					
PENRO Bukidnon					31,955	8,752	7,905	6,454	8,844	31,955					
PS					17,918	3,654	5,150	3,656	5,458	17,918					
MOOE					11,627	2,688	2,755	2,798	3,386	11,627					
CO					2,410	2,410				2,410					
PENRO Camiguin					6,856	1,842	1,672	1,458	1,884	6,856					
PS					3,424	703	983	702	1,036	3,424					
MOOE					2,972	679	689	756	848	2,972					
CO					460	460				460					
PENRO Lanao del Norte					10,642	3,260	2,462	2,057	2,863	10,642					
PS					5,396	1,100	1,552	1,102	1,642	5,396					
MOOE					3,916	830	910	955	1,221	3,916					

FY 2019 FINANCIAL PLAN
(In Thousand Pesos)

Department : Department of Environment and Natural Resources (DENR)
 Agency : Office of the Secretary
 Operating Unit : ALL
 Organization Code (UACS) : 100010000000
 Report Status : ALL

Particulars 1	UACS CODE 2	Current Year's Obligation			Budget Year Obligation Program											
		Actual Jan.1-Sept.30 3	Estimate Oct.1-Dec.30 4	Total 5=3+4	Total 6=11+16	COMPREHENSIVE RELEASE					FOR LATER RELEASE(Negative List)					
						Q1 7	Q2 8	Q3 9	Q4 10	Sub Total 11=7+8+9+10	Q1 12	Q2 13	Q3 14	Q4 15	Sub Total 16=12+13+14+15	
CO					1,330	1,330					1,330					
PENRO Misamis Occidental					12,753	3,982	2,955	2,526	3,290	12,753						
PS					5,608	1,145	1,611	1,144	1,708	5,608						
MOOE					5,625	1,317	1,344	1,382	1,582	5,625						
CO					1,520	1,520				1,520						
PENRO Misamis Oriental					11,633	3,533	2,741	2,314	3,045	11,633						
PS					5,607	1,155	1,610	1,154	1,688	5,607						
MOOE					4,766	1,118	1,131	1,160	1,357	4,766						
CO					1,260	1,260				1,260						
Region XI - Davao					73,587	18,087	20,252	18,035	17,213	73,587						
Regional Office XI - Proper					19,063	3,699	6,114	5,453	3,797	19,063						
PS					5,826	1,295	1,591	1,226	1,714	5,826						
MOOE					13,137	2,304	4,523	4,227	2,083	13,137						
CO					100	100				100						
PENRO Compostela Valley					10,117	2,883	2,491	2,251	2,492	10,117						
PS					3,520	806	919	721	1,074	3,520						
MOOE					5,647	1,127	1,572	1,530	1,418	5,647						
CO					950	950				950						
PENRO Davao del Norte					9,736	2,420	2,767	2,445	2,104	9,736						
PS					3,519	806	919	720	1,074	3,519						
MOOE					5,347	744	1,848	1,725	1,030	5,347						
CO					870	870				870						
PENRO Davao del Sur					12,793	3,772	3,302	3,114	2,605	12,793						
PS					3,520	806	919	721	1,074	3,520						
MOOE					7,943	1,636	2,383	2,393	1,531	7,943						
CO					1,330	1,330				1,330						
PENRO Davao Oriental					18,403	4,726	4,231	3,893	5,553	18,403						
PS					5,633	1,292	1,473	1,150	1,718	5,633						
MOOE					11,270	1,934	2,758	2,743	3,835	11,270						
CO					1,500	1,500				1,500						
PENRO Davao Occidental					3,475	587	1,347	879	662	3,475						
MOOE					2,815	587	687	879	662	2,815						
CO					660	660				660						
Region XII - SOCCSKSARGEN					72,230	16,476	21,577	15,391	18,786	72,230						
Regional Office XII - Proper					17,553	2,741	5,874	4,248	4,690	17,553						
PS					5,454	1,196	1,514	1,151	1,593	5,454						
MOOE					11,879	1,445	4,240	3,097	3,097	11,879						
CO					220	100	120			220						
PENRO North Cotabato					18,107	4,474	5,020	3,787	4,826	18,107						
PS					11,624	2,670	3,042	2,370	3,542	11,624						
MOOE					5,663	1,604	1,358	1,417	1,284	5,663						
CO					820	200	620			820						
PENRO Saranggani					9,265	2,360	2,798	1,810	2,297	9,265						
PS					3,798	869	996	777	1,156	3,798						
MOOE					4,767	1,291	1,302	1,033	1,141	4,767						
CO					700	200	500			700						
PENRO South Cotabato					9,829	2,622	2,971	1,835	2,401	9,829						
PS					4,236	970	1,111	864	1,291	4,236						
MOOE					4,803	1,452	1,270	971	1,110	4,803						
CO					790	200	590			790						
PENRO Sultan Kudarat					17,476	4,279	4,914	3,711	4,572	17,476						
PS					10,749	2,466	2,815	2,193	3,275	10,749						
MOOE					5,907	1,613	1,479	1,518	1,297	5,907						
CO					820	200	620			820						
Region XIII - CARAGA					99,703	18,938	25,485	24,251	31,029	99,703						

FY 2019 FINANCIAL PLAN
(In Thousand Pesos)

Department : Department of Environment and Natural Resources (DENR)
 Agency : Office of the Secretary
 Operating Unit : ALL
 Organization Code (UACS) : 100010000000
 Report Status : ALL

Particulars 1	UACS CODE 2	Current Year's Obligation			Budget Year Obligation Program										
		Actual Jan.1-Sept.30 3	Estimate Oct.1-Dec.30 4	Total 5=3+4	Total 6=11+16	COMPREHENSIVE RELEASE					FOR LATER RELEASE(Negative List)				
						Q1 7	Q2 8	Q3 9	Q4 10	Sub Total 11=7+8+9+10	Q1 12	Q2 13	Q3 14	Q4 15	Sub Total 16=12+13+14+15
Regional Office XIII - Proper					28,287	4,814	7,705	7,509	8,259	28,287					
PS					9,868	2,212	2,668	2,051	2,937	9,868					
MOOE					17,669	2,602	5,037	4,708	5,322	17,669					
CO					750			750		750					
PENRO Agusan del Norte					9,535	1,649	2,318	2,547	3,021	9,535					
PS					2,122	472	579	442	629	2,122					
MOOE					6,503	1,177	1,359	1,575	2,392	6,503					
CO					910		380	530		910					
PENRO Agusan del Sur					34,398	7,135	8,057	8,070	11,136	34,398					
PS					21,495	4,908	5,674	4,408	6,505	21,495					
MOOE					11,713	2,227	2,383	2,472	4,631	11,713					
CO					1,190			1,190		1,190					
PENRO Surigao del Norte					7,902	1,532	1,585	2,298	2,487	7,902					
PS					1,627	362	441	338	486	1,627					
MOOE					5,465	1,170	1,144	1,150	2,001	5,465					
CO					810			810		810					
PENRO Surigao del Sur					15,214	2,891	4,492	2,941	4,890	15,214					
PS					5,875	1,296	1,620	1,251	1,708	5,875					
MOOE					8,169	1,595	1,702	1,690	3,182	8,169					
CO					1,170		1,170			1,170					
PENRO Dinagat Islands					4,367	917	1,328	886	1,236	4,367					
PS					871	197	231	180	263	871					
MOOE					3,106	720	707	706	973	3,106					
CO					390		390			390					
Operations against illegal environment and National Capital Region (NCR)	3.101E+14				260,000	64,617	65,527	64,722	65,134	260,000					
Central Office					244,000	61,000	61,000	61,000	61,000	244,000					
MOOE					244,000	61,000	61,000	61,000	61,000	244,000					
Region I - Ilocos					2,000	244	371	399	986	2,000					
Regional Office I - Proper					1,460	133	209	287	831	1,460					
MOOE					1,460	133	209	287	831	1,460					
PENRO Ilocos Norte					140	35	35	35	35	140					
MOOE					140	35	35	35	35	140					
PENRO Ilocos Sur					140	35	35	35	35	140					
MOOE					140	35	35	35	35	140					
PENRO La Union					60	2	28	3	27	60					
MOOE					60	2	28	3	27	60					
PENRO Pangasinan					200	39	64	39	58	200					
MOOE					200	39	64	39	58	200					
Cordillera Administrative Region (CAR)					500	118	132	129	121	500					
Regional Office CAR - Proper					500	118	132	129	121	500					
MOOE					500	118	132	129	121	500					
Region II - Cagayan Valley					1,500	376	375	376	373	1,500					
Regional Office II - Proper					1,500	376	375	376	373	1,500					
MOOE					1,500	376	375	376	373	1,500					
Region III - Central Luzon					1,500	375	375	374	376	1,500					
Regional Office III - Proper					1,500	375	375	374	376	1,500					
MOOE					1,500	375	375	374	376	1,500					
Region IVA - CALABARZON					500	115	133	129	123	500					
Regional Office IVA - Proper					100	20	30	30	20	100					
MOOE					100	20	30	30	20	100					
PENRO Batangas					80	18	22	18	22	80					
MOOE					80	18	22	18	22	80					
PENRO Cavite					80	20	20	20	20	80					
MOOE					80	20	20	20	20	80					

FY 2019 FINANCIAL PLAN
(In Thousand Pesos)

Department : Department of Environment and Natural Resources (DENR)
 Agency : Office of the Secretary
 Operating Unit : ALL
 Organization Code (UACS) : 100010000000
 Report Status : ALL

Particulars 1	UACS CODE 2	Current Year's Obligation			Budget Year Obligation Program										
		Actual Jan.1-Sept.30 3	Estimate Oct.1-Dec.30 4	Total 5=3+4	Total 6=11+16	COMPREHENSIVE RELEASE					FOR LATER RELEASE(Negative List)				
						Q1 7	Q2 8	Q3 9	Q4 10	Sub Total 11=7+8+9+10	Q1 12	Q2 13	Q3 14	Q4 15	Sub Total 16=12+13+14+15
PENRO Laguna				80	80	17	21	21	21	80					
MOOE				80	80	17	21	21	21	80					
PENRO Quezon				80	80	20	20	20	20	80					
MOOE				80	80	20	20	20	20	80					
PENRO Rizal				80	80	20	20	20	20	80					
MOOE				80	80	20	20	20	20	80					
Region IVB - MIMAROPA				1,000	1,000	274	407	246	73	1,000					
Regional Office IV-B - Proper				640	640	64	407	96	73	640					
MOOE				640	640	64	407	96	73	640					
PENRO Marinduque				30	30	30				30					
MOOE				30	30	30				30					
PENRO Occidental Mindoro				60	60	30		30		60					
MOOE				60	60	30		30		60					
PENRO Oriental Mindoro				60	60	30		30		60					
MOOE				60	60	30		30		60					
PENRO Palawan				180	180	90		90		180					
MOOE				180	180	90		90		180					
PENRO Romblon				30	30	30				30					
MOOE				30	30	30				30					
Region V - Bicol				500	500	111	206	91	92	500					
Regional Office V - Proper				365	365	91	91	91	92	365					
MOOE				365	365	91	91	91	92	365					
PENRO Albay				20	20		20			20					
MOOE				20	20		20			20					
PENRO Camarines Norte				20	20		20			20					
MOOE				20	20		20			20					
PENRO Camarines Sur				30	30		30			30					
MOOE				30	30		30			30					
PENRO Catanduanes				15	15		15			15					
MOOE				15	15		15			15					
PENRO Masbate				30	30		30			30					
MOOE				30	30		30			30					
PENRO Sorsogon				20	20	20				20					
MOOE				20	20	20				20					
Region VI - Western Visayas				800	800	196	195	170	239	800					
Regional Office VI - Proper				800	800	196	195	170	239	800					
MOOE				800	800	196	195	170	239	800					
Region VII - Central Visayas				1,000	1,000	245	255	254	246	1,000					
Regional Office VII - Proper				270	270	67	68	68	67	270					
MOOE				270	270	67	68	68	67	270					
PENRO Bohol				200	200	49	51	51	49	200					
MOOE				200	200	49	51	51	49	200					
PENRO Cebu				200	200	49	51	51	49	200					
MOOE				200	200	49	51	51	49	200					
PENRO Negros Oriental				200	200	49	51	51	49	200					
MOOE				200	200	49	51	51	49	200					
PENRO Siquijor				130	130	31	34	33	32	130					
MOOE				130	130	31	34	33	32	130					
Region VIII - Eastern Visayas				500	500	500				500					
Regional Office VIII - Proper				500	500	500				500					
MOOE				500	500	500				500					
Region IX - Zamboanga Peninsula				1,000	1,000	229	251	273	247	1,000					
Regional Office IX- Proper				632	632	157	159	161	155	632					
MOOE				632	632	157	159	161	155	632					
PENRO Zamboanga del Norte				88	88	12	32	12	32	88					

FY 2019 FINANCIAL PLAN
(In Thousand Pesos)

Department : Department of Environment and Natural Resources (DENR)
 Agency : Office of the Secretary
 Operating Unit : ALL
 Organization Code (UACS) : 100010000000
 Report Status : ALL

Particulars	UACS CODE	Current Year's Obligation			Budget Year Obligation Program										
		Actual Jan.1-Sept.30	Estimate Oct.1-Dec.30	Total 5=3+4	Total 6=11+16	COMPREHENSIVE RELEASE					FOR LATER RELEASE(Negative List)				
						Q1	Q2	Q3	Q4	Sub Total 11=7+8+9+10	Q1	Q2	Q3	Q4	Sub Total 16=12+13+14+15
1	2	3	4	5=3+4	6=11+16	7	8	9	10	11=7+8+9+10	12	13	14	15	16=12+13+14+15
MOOE					88	12	32	12	32	88					
PENRO Zamboanga del Sur					52	3	3	43	3	52					
MOOE					52	3	3	43	3	52					
PENRO Zamboanga Sibugay					228	57	57	57	57	228					
MOOE					228	57	57	57	57	228					
Region X - Northern Mindanao					1,800	218	668	411	503	1,800					
Regional Office X - Proper					1,060	218	270	288	284	1,060					
MOOE					1,060	218	270	288	284	1,060					
PENRO Bukidnon					160		83	33	44	160					
MOOE					160		83	33	44	160					
PENRO Camiguin					130		60	30	40	130					
MOOE					130		60	30	40	130					
PENRO Lanao del Norte					150		95		55	150					
MOOE					150		95		55	150					
PENRO Misamis Occidental					150		80	30	40	150					
MOOE					150		80	30	40	150					
PENRO Misamis Oriental					150		80	30	40	150					
MOOE					150		80	30	40	150					
Region XI - Davao					1,800	267	808	521	204	1,800					
Regional Office XI - Proper					600	111	188	171	130	600					
MOOE					600	111	188	171	130	600					
PENRO Compostela Valley					150	25	70	33	22	150					
MOOE					150	25	70	33	22	150					
PENRO Davao del Norte					150		105	43	2	150					
MOOE					150		105	43	2	150					
PENRO Davao del Sur					250	22	122	83	23	250					
MOOE					250	22	122	83	23	250					
PENRO Davao Oriental					550	109	228	186	27	550					
MOOE					550	109	228	186	27	550					
PENRO Davao Occidental					100		95	5		100					
MOOE					100		95	5		100					
Region XII - SOCCSKSARGEN					600	150	150	150	150	600					
Regional Office XII - Proper					600	150	150	150	150	600					
MOOE					600	150	150	150	150	600					
Region XIII - CARAGA					1,000	199	201	199	401	1,000					
Regional Office XIII - Proper					1,000	199	201	199	401	1,000					
MOOE					1,000	199	201	199	401	1,000					
NATURAL RESOURCES CONSERVATION AND DEVELOPMENT PROGRAM	3.102E+14				10,537,041	3,851,967	2,586,076	2,116,516	1,982,482	10,537,041					
PROTECTED AREAS, CAVES, AND WETLANDS DEVELOPMENT AND MANAGEMENT SUB-PROGRAM	3.10201E+14				1,424,566	320,215	400,566	342,198	361,587	1,424,566					
Protected areas development and	3.10201E+14				1,424,566	320,215	400,566	342,198	361,587	1,424,566					
National Capital Region (NCR)					70,213	24,963	16,315	14,243	14,692	70,213					
Central Office					21,626	5,406	5,406	5,406	5,408	21,626					
MOOE					21,626	5,406	5,406	5,406	5,408	21,626					
Biodiversity Management Bureau (BMB)					41,056	17,997	8,769	7,137	7,153	41,056					
PS					10,441	2,397	2,754	2,137	3,153	10,441					
MOOE					27,315	12,300	6,015	5,000	4,000	27,315					
CO					3,300	3,300				3,300					
NCR - Proper					7,531	1,560	2,140	1,700	2,131	7,531					
PS					6,761	1,427	1,932	1,413	1,989	6,761					
MOOE					770	133	208	287	142	770					
Region I - Ilocos					48,284	10,509	13,191	11,098	13,486	48,284					
Regional Office I - Proper					14,046	3,250	3,623	3,187	3,986	14,046					
PS					11,050	2,460	3,016	2,320	3,254	11,050					
MOOE					2,996	790	607	867	732	2,996					

FY 2019 FINANCIAL PLAN
(In Thousand Pesos)

Department : Department of Environment and Natural Resources (DENR)
 Agency : Office of the Secretary
 Operating Unit : ALL
 Organization Code (UACS) : 100010000000
 Report Status : ALL

Particulars 1	UACS CODE 2	Current Year's Obligation			Budget Year Obligation Program										
		Actual Jan.1-Sept.30 3	Estimate Oct.1-Dec.30 4	Total 5=3+4	Total 6=11+16	COMPREHENSIVE RELEASE					FOR LATER RELEASE(Negative List)				
						Q1 7	Q2 8	Q3 9	Q4 10	Sub Total 11=7+8+9+10	Q1 12	Q2 13	Q3 14	Q4 15	Sub Total 16=12+13+14+15
PENRO Ilocos Norte					8,849	1,932	2,652	1,861	2,404	8,849					
PS					5,961	1,339	1,607	1,237	1,778	5,961					
MOOE					2,888	593	1,045	624	626	2,888					
PENRO Ilocos Sur					10,207	2,127	3,022	2,262	2,796	10,207					
PS					6,934	1,561	1,867	1,439	2,067	6,934					
MOOE					3,273	566	1,155	823	729	3,273					
PENRO La Union					4,204	771	1,037	1,338	1,058	4,204					
PS					2,400	540	646	498	716	2,400					
MOOE					1,804	231	391	840	342	1,804					
PENRO Pangasinan					10,978	2,429	2,857	2,450	3,242	10,978					
PS					8,900	2,000	2,401	1,847	2,652	8,900					
MOOE					2,078	429	456	603	590	2,078					
Cordillera Administrative Region (CAR)					80,528	17,827	22,623	18,436	21,642	80,528					
Regional Office CAR - Proper					15,433	3,037	4,815	3,650	3,931	15,433					
PS					10,406	2,309	2,854	2,189	3,054	10,406					
MOOE					5,027	728	1,961	1,461	877	5,027					
PENRO Abra					8,652	1,920	2,496	1,910	2,326	8,652					
PS					6,102	1,360	1,663	1,276	1,803	6,102					
MOOE					2,550	560	833	634	523	2,550					
PENRO Apayao					6,679	1,463	1,948	1,360	1,908	6,679					
PS					6,349	1,418	1,730	1,324	1,877	6,349					
MOOE					330	45	218	36	31	330					
PENRO Benguet					21,652	5,021	5,692	5,189	5,750	21,652					
PS					9,279	2,071	2,526	1,938	2,744	9,279					
MOOE					12,373	2,950	3,166	3,251	3,006	12,373					
PENRO Ifugao					8,379	1,904	2,349	1,790	2,336	8,379					
PS					6,114	1,361	1,667	1,277	1,809	6,114					
MOOE					2,265	543	682	513	527	2,265					
PENRO Kalinga					8,439	1,939	2,252	2,091	2,157	8,439					
PS					6,346	1,417	1,726	1,326	1,877	6,346					
MOOE					2,093	522	526	765	280	2,093					
PENRO Mt. Province					11,294	2,543	3,071	2,446	3,234	11,294					
PS					9,299	2,072	2,533	1,941	2,753	9,299					
MOOE					1,995	471	538	505	481	1,995					
Region II - Cagayan Valley					118,680	25,518	32,490	27,619	33,053	118,680					
Regional Office II - Proper					13,514	3,076	3,650	2,964	3,824	13,514					
PS					10,819	2,401	2,976	2,289	3,153	10,819					
MOOE					2,695	675	674	675	671	2,695					
PENRO Batanes					5,054	933	1,416	1,290	1,415	5,054					
PS					2,455	547	674	513	721	2,455					
MOOE					2,599	386	742	777	694	2,599					
PENRO Cagayan					32,524	6,486	8,896	7,778	9,364	32,524					
PS					17,316	3,891	4,671	3,596	5,158	17,316					
MOOE					15,208	2,595	4,225	4,182	4,206	15,208					
PENRO Isabela					38,863	8,525	10,859	9,014	10,465	38,863					
PS					21,074	4,752	5,659	4,365	6,298	21,074					
MOOE					17,789	3,773	5,200	4,649	4,167	17,789					
PENRO Nueva Vizcaya					16,260	3,541	4,462	3,629	4,628	16,260					
PS					7,292	1,637	1,971	1,516	2,168	7,292					
MOOE					8,968	1,904	2,491	2,113	2,460	8,968					
PENRO Quirino					12,465	2,957	3,207	2,944	3,357	12,465					
PS					7,904	1,769	2,145	1,647	2,343	7,904					
MOOE					4,561	1,188	1,062	1,297	1,014	4,561					
Region III - Central Luzon					124,419	24,564	35,572	32,082	32,201	124,419					
Regional Office III - Proper					25,088	6,368	7,038	6,022	5,660	25,088					

FY 2019 FINANCIAL PLAN
(In Thousand Pesos)

Department : Department of Environment and Natural Resources (DENR)
 Agency : Office of the Secretary
 Operating Unit : ALL
 Organization Code (UACS) : 100010000000
 Report Status : ALL

Particulars	UACS CODE	Current Year's Obligation			Budget Year Obligation Program										
		Actual Jan.1-Sept.30	Estimate Oct.1-Dec.30	Total 5=3+4	Total 6=11+16	COMPREHENSIVE RELEASE					FOR LATER RELEASE(Negative List)				
						Q1	Q2	Q3	Q4	Sub Total 11=7+8+9+10	Q1	Q2	Q3	Q4	Sub Total 16=12+13+14+15
1	2	3	4	5=3+4	6=11+16	7	8	9	10	11=7+8+9+10	12	13	14	15	16=12+13+14+15
PS					9,677	2,032	2,767	2,033	2,845	9,677					
MOOE					15,411	4,336	4,271	3,989	2,815	15,411					
PENRO Aurora					27,302	3,427	8,338	10,153	5,384	27,302					
PS					8,319	1,751	2,380	1,752	2,436	8,319					
MOOE					18,983	1,676	5,958	8,401	2,948	18,983					
PENRO Bataan					13,851	2,961	4,219	2,752	3,919	13,851					
PS					8,905	1,869	2,549	1,870	2,617	8,905					
MOOE					4,946	1,092	1,670	882	1,302	4,946					
PENRO Bulacan					11,734	2,501	3,200	2,580	3,453	11,734					
PS					8,781	1,841	2,514	1,840	2,586	8,781					
MOOE					2,953	660	686	740	867	2,953					
PENRO Nueva Ecija					20,086	4,027	5,418	4,814	5,827	20,086					
PS					12,508	2,598	3,586	2,598	3,726	12,508					
MOOE					7,578	1,429	1,832	2,216	2,101	7,578					
PENRO Pampanga					7,559	1,297	2,196	1,733	2,333	7,559					
PS					5,861	1,216	1,680	1,217	1,748	5,861					
MOOE					1,698	81	516	516	585	1,698					
PENRO Tarlac					9,080	1,934	2,575	1,933	2,638	9,080					
PS					8,398	1,763	2,404	1,763	2,468	8,398					
MOOE					682	171	171	170	170	682					
PENRO Zambales					9,719	2,049	2,588	2,095	2,987	9,719					
PS					7,036	1,476	2,014	1,476	2,070	7,036					
MOOE					2,683	573	574	619	917	2,683					
Region IVA - CALABARZON					103,476	24,403	26,913	29,703	22,457	103,476					
Regional Office IVA - Proper					15,254	4,156	3,508	3,995	3,595	15,254					
PS					8,910	1,979	2,438	1,867	2,626	8,910					
MOOE					6,344	2,177	1,070	2,128	969	6,344					
PENRO Batangas					12,867	3,342	2,962	3,902	2,661	12,867					
PS					5,475	1,228	1,480	1,137	1,630	5,475					
MOOE					7,392	2,114	1,482	2,765	1,031	7,392					
PENRO Cavite					9,911	2,221	2,569	2,440	2,681	9,911					
PS					7,393	1,643	2,021	1,547	2,182	7,393					
MOOE					2,518	578	548	893	499	2,518					
PENRO Laguna					8,423	1,891	2,472	2,101	1,959	8,423					
PS					5,082	1,137	1,378	1,059	1,508	5,082					
MOOE					3,341	754	1,094	1,042	451	3,341					
PENRO Quezon					40,378	8,120	11,055	12,592	8,611	40,378					
PS					18,439	4,163	4,940	3,814	5,522	18,439					
MOOE					21,939	3,957	6,115	8,778	3,089	21,939					
PENRO Rizal					16,643	4,673	4,347	4,673	2,950	16,643					
PS					5,316	1,183	1,451	1,112	1,570	5,316					
MOOE					11,327	3,490	2,896	3,561	1,380	11,327					
Region IVB - MIMAROPA					127,983	32,594	43,416	25,281	26,692	127,983					
Regional Office IV-B - Proper					14,451	3,108	4,635	2,790	3,918	14,451					
PS					7,511	1,668	2,055	1,574	2,214	7,511					
MOOE					6,940	1,440	2,580	1,216	1,704	6,940					
PENRO Marinduque					11,041	2,805	4,079	2,054	2,103	11,041					
PS					4,587	1,019	1,254	960	1,354	4,587					
MOOE					6,454	1,786	2,825	1,094	749	6,454					
PENRO Occidental Mindoro					34,218	9,392	12,514	6,502	5,810	34,218					
PS					14,452	3,242	3,903	3,003	4,304	14,452					
MOOE					19,766	6,150	8,611	3,499	1,506	19,766					
PENRO Oriental Mindoro					13,489	3,205	4,631	2,672	2,981	13,489					
PS					7,089	1,588	1,919	1,476	2,106	7,089					
MOOE					6,400	1,617	2,712	1,196	875	6,400					

FY 2019 FINANCIAL PLAN
(In Thousand Pesos)

Department : Department of Environment and Natural Resources (DENR)
 Agency : Office of the Secretary
 Operating Unit : ALL
 Organization Code (UACS) : 100010000000
 Report Status : ALL

Particulars	UACS CODE	Current Year's Obligation			Budget Year Obligation Program										
		Actual Jan.1-Sept.30	Estimate Oct.1-Dec.30	Total 5=3+4	Total 6=11+16	COMPREHENSIVE RELEASE					FOR LATER RELEASE(Negative List)				
						Q1	Q2	Q3	Q4	Sub Total 11=7+8+9+10	Q1	Q2	Q3	Q4	Sub Total 16=12+13+14+15
1	2	3	4	5=3+4	6=11+16	7	8	9	10	11=7+8+9+10	12	13	14	15	16=12+13+14+15
PENRO Palawan					42,688	10,616	13,282	9,053	9,737	42,688					
PS					26,348	5,941	7,072	5,455	7,880	26,348					
MOOE					16,340	4,675	6,210	3,598	1,857	16,340					
PENRO Romblon					12,096	3,468	4,275	2,210	2,143	12,096					
PS					5,123	1,148	1,384	1,067	1,524	5,123					
MOOE					6,973	2,320	2,891	1,143	619	6,973					
Region V - Bicol					93,132	19,164	28,880	22,374	22,714	93,132					
Regional Office V - Proper					17,560	3,539	7,050	3,035	3,936	17,560					
PS					12,039	2,532	3,443	2,531	3,533	12,039					
MOOE					5,521	1,007	3,607	504	403	5,521					
PENRO Albay					11,570	2,601	3,135	2,752	3,082	11,570					
PS					4,498	934	1,290	933	1,341	4,498					
MOOE					7,072	1,667	1,845	1,819	1,741	7,072					
PENRO Camarines Norte					8,999	2,063	2,421	2,056	2,459	8,999					
PS					4,694	985	1,344	982	1,383	4,694					
MOOE					4,305	1,078	1,077	1,074	1,076	4,305					
PENRO Camarines Sur					20,302	4,192	6,016	4,870	5,224	20,302					
PS					12,599	2,627	3,611	2,624	3,737	12,599					
MOOE					7,703	1,565	2,405	2,246	1,487	7,703					
PENRO Catanduanes					7,156	1,453	1,960	1,823	1,920	7,156					
PS					3,940	822	1,129	820	1,169	3,940					
MOOE					3,216	631	831	1,003	751	3,216					
PENRO Masbate					16,279	3,014	5,101	4,306	3,858	16,279					
PS					7,734	1,611	2,217	1,607	2,299	7,734					
MOOE					8,545	1,403	2,884	2,699	1,559	8,545					
PENRO Sorsogon					11,266	2,302	3,197	3,532	2,235	11,266					
PS					4,301	902	1,232	901	1,266	4,301					
MOOE					6,965	1,400	1,965	2,631	969	6,965					
Region VI - Western Visayas					92,584	19,604	24,938	21,684	26,358	92,584					
Regional Office VI - Proper					13,581	2,867	3,699	2,995	4,020	13,581					
PS					12,296	2,712	3,403	2,610	3,571	12,296					
MOOE					1,285	155	296	385	449	1,285					
PENRO Aklan					12,839	2,657	3,248	2,846	4,088	12,839					
PS					8,864	1,955	2,450	1,869	2,590	8,864					
MOOE					3,975	702	798	977	1,498	3,975					
PENRO Antique					17,040	3,856	4,931	3,717	4,536	17,040					
PS					6,970	1,541	1,920	1,469	2,040	6,970					
MOOE					10,070	2,315	3,011	2,248	2,496	10,070					
PENRO Capiz					7,894	1,908	1,950	1,799	2,237	7,894					
PS					4,276	950	1,171	896	1,259	4,276					
MOOE					3,618	958	779	903	978	3,618					
PENRO Iloilo					13,479	2,851	3,660	3,251	3,717	13,479					
PS					8,262	1,831	2,270	1,735	2,426	8,262					
MOOE					5,217	1,020	1,390	1,516	1,291	5,217					
PENRO Guimaras					7,277	1,805	1,832	1,687	1,953	7,277					
PS					3,691	815	1,021	778	1,077	3,691					
MOOE					3,586	990	811	909	876	3,586					
PENRO Negros Occidental					20,474	3,660	5,618	5,389	5,807	20,474					
PS					9,695	2,147	2,665	2,039	2,844	9,695					
MOOE					10,779	1,513	2,953	3,350	2,963	10,779					
Region VII - Central Visayas					112,273	24,390	30,840	29,133	27,910	112,273					
Regional Office VII - Proper					17,536	3,923	4,885	4,014	4,714	17,536					
PS					10,926	2,302	3,123	2,303	3,198	10,926					
MOOE					6,610	1,621	1,762	1,711	1,516	6,610					
PENRO Bohol					38,905	8,988	10,435	9,752	9,730	38,905					

FY 2019 FINANCIAL PLAN
(In Thousand Pesos)

Department : Department of Environment and Natural Resources (DENR)
 Agency : Office of the Secretary
 Operating Unit : ALL
 Organization Code (UACS) : 100010000000
 Report Status : ALL

Particulars 1	UACS CODE 2	Current Year's Obligation			Budget Year Obligation Program										
		Actual Jan.1-Sept.30 3	Estimate Oct.1-Dec.30 4	Total 5=3+4	Total 6=11+16	COMPREHENSIVE RELEASE					FOR LATER RELEASE(Negative List)				
						Q1 7	Q2 8	Q3 9	Q4 10	Sub Total 11=7+8+9+10	Q1 12	Q2 13	Q3 14	Q4 15	Sub Total 16=12+13+14+15
PS					11,801	2,452	3,382	2,452	3,515	11,801					
MOOE					27,104	6,536	7,053	7,300	6,215	27,104					
PENRO Cebu					33,682	6,643	9,426	10,376	7,237	33,682					
PS					12,579	2,610	3,607	2,612	3,750	12,579					
MOOE					21,103	4,033	5,819	7,764	3,487	21,103					
PENRO Negros Oriental					16,786	3,682	4,551	3,825	4,728	16,786					
PS					11,665	2,423	3,344	2,422	3,476	11,665					
MOOE					5,121	1,259	1,207	1,403	1,252	5,121					
PENRO Siquijor					5,364	1,154	1,543	1,166	1,501	5,364					
PS					4,321	898	1,239	898	1,286	4,321					
MOOE					1,043	256	304	268	215	1,043					
Region VIII - Eastern Visayas					101,659	23,737	28,177	25,585	24,160	101,659					
Regional Office VIII - Proper					21,030	6,171	5,977	4,297	4,585	21,030					
PS					7,053	1,573	1,933	1,479	2,068	7,053					
MOOE					13,977	4,598	4,044	2,818	2,517	13,977					
PENRO Biliran					2,931	656	802	613	860	2,931					
PS					2,931	656	802	613	860	2,931					
PFNRO Leyte					13,349	2,684	3,987	3,667	3,011	13,349					
PS					7,072	1,577	1,931	1,480	2,084	7,072					
MOOE					6,277	1,107	2,056	2,187	927	6,277					
PENRO Southern Leyte					6,477	1,488	1,729	1,421	1,839	6,477					
PS					4,866	1,088	1,325	1,019	1,434	4,866					
MOOE					1,611	400	404	402	405	1,611					
PENRO Eastern Samar					7,169	1,648	2,125	1,772	1,624	7,169					
PS					4,520	1,009	1,232	947	1,332	4,520					
MOOE					2,649	639	893	825	292	2,649					
PENRO Northern Samar					15,390	3,331	4,519	4,017	3,523	15,390					
PS					7,931	1,789	2,130	1,643	2,369	7,931					
MOOE					7,459	1,542	2,389	2,374	1,154	7,459					
PENRO Western Samar					35,313	7,759	9,038	9,798	8,718	35,313					
PS					6,600	1,467	1,808	1,388	1,937	6,600					
MOOE					28,713	6,292	7,230	8,410	6,781	28,713					
Region IX - Zamboanga Peninsula					77,584	15,862	21,186	18,329	22,207	77,584					
Regional Office IX- Proper					17,876	4,033	4,687	4,170	4,986	17,876					
PS					9,379	2,085	2,565	1,965	2,764	9,379					
MOOE					8,497	1,948	2,122	2,205	2,222	8,497					
PENRO Zamboanga del Norte					21,546	4,196	5,928	5,223	6,199	21,546					
PS					16,724	3,774	4,485	3,462	5,003	16,724					
MOOE					4,822	422	1,443	1,761	1,196	4,822					
PENRO Zamboanga del Sur					13,491	2,777	3,790	3,244	3,680	13,491					
PS					11,185	2,512	3,019	2,324	3,330	11,185					
MOOE					2,306	265	771	920	350	2,306					
PENRO Zamboanga Sibugay					24,671	4,856	6,781	5,692	7,342	24,671					
PS					19,161	4,308	5,163	3,978	5,712	19,161					
MOOE					5,510	548	1,618	1,714	1,630	5,510					
Region X - Northern Mindanao					77,259	17,003	21,086	17,799	21,371	77,259					
Regional Office X - Proper					12,928	2,815	3,674	2,781	3,658	12,928					
PS					9,600	2,007	2,749	2,007	2,837	9,600					
MOOE					3,328	808	925	774	821	3,328					
PENRO Bukidnon					20,343	4,487	5,542	4,665	5,649	20,343					
PS					13,743	2,860	3,939	2,862	4,082	13,743					
MOOE					6,600	1,627	1,603	1,803	1,567	6,600					
PENRO Camiguin					7,691	1,611	1,895	2,085	2,100	7,691					
PS					1,931	409	552	409	561	1,931					
MOOE					5,760	1,202	1,343	1,676	1,539	5,760					

FY 2019 FINANCIAL PLAN
(In Thousand Pesos)

Department : Department of Environment and Natural Resources (DENR)
 Agency : Office of the Secretary
 Operating Unit : ALL
 Organization Code (UACS) : 100010000000
 Report Status : ALL

Particulars	UACS CODE	Current Year's Obligation			Budget Year Obligation Program										
		Actual Jan.1-Sept.30	Estimate Oct.1-Dec.30	Total 5=3+4	Total 6=11+16	COMPREHENSIVE RELEASE					FOR LATER RELEASE(Negative List)				
						Q1	Q2	Q3	Q4	Sub Total 11=7+8+9+10	Q1	Q2	Q3	Q4	Sub Total 16=12+13+14+15
1	2	3	4	5=3+4	6=11+16	7	8	9	10	11=7+8+9+10	12	13	14	15	16=12+13+14+15
PENRO Lanao del Norte					9,763	2,104	2,785	2,105	2,769	9,763					
PS					7,089	1,474	2,033	1,475	2,107	7,089					
MOOE					2,674	630	752	630	662	2,674					
PENRO Misamis Occidental					15,568	3,567	4,158	3,742	4,101	15,568					
PS					7,294	1,516	2,091	1,517	2,170	7,294					
MOOE					8,274	2,051	2,067	2,225	1,931	8,274					
PENRO Misamis Oriental					10,966	2,419	3,032	2,421	3,094	10,966					
PS					6,792	1,410	1,947	1,411	2,024	6,792					
MOOE					4,174	1,009	1,085	1,010	1,070	4,174					
Region XI - Davao					88,260	17,792	25,093	21,926	23,449	88,260					
Regional Office XI - Proper					21,800	4,937	6,038	4,779	6,046	21,800					
PS					17,407	3,875	4,753	3,653	5,126	17,407					
MOOE					4,393	1,062	1,285	1,126	920	4,393					
PENRO Compostela Valley					11,909	2,482	3,313	2,811	3,303	11,909					
PS					7,397	1,652	2,006	1,542	2,197	7,397					
MOOE					4,512	830	1,307	1,269	1,106	4,512					
PENRO Davao del Norte					7,651	1,356	2,096	2,287	1,912	7,651					
PS					5,714	1,280	1,542	1,188	1,704	5,714					
MOOE					1,937	76	554	1,099	208	1,937					
PENRO Davao del Sur					17,083	3,519	4,762	4,284	4,518	17,083					
PS					7,543	1,692	2,035	1,567	2,249	7,543					
MOOE					9,540	1,827	2,727	2,717	2,269	9,540					
PENRO Davao Oriental					29,091	5,349	8,660	7,547	7,535	29,091					
PS					13,460	3,025	3,625	2,793	4,017	13,460					
MOOE					15,631	2,324	5,035	4,754	3,518	15,631					
PENRO Davao Occidental					726	149	224	218	135	726					
MOOE					726	149	224	218	135	726					
Region XII - SOCCSKSARGEN					35,228	7,575	11,148	8,034	8,471	35,228					
Regional Office XII - Proper					9,575	1,911	3,461	2,183	2,020	9,575					
PS					1,309	292	354	269	394	1,309					
MOOE					8,266	1,619	3,107	1,914	1,626	8,266					
PENRO North Cotabato					9,843	2,348	2,657	2,330	2,508	9,843					
PS					4,797	1,059	1,319	1,010	1,409	4,797					
MOOE					5,046	1,289	1,338	1,320	1,099	5,046					
PENRO Sarangani					6,337	1,343	2,063	1,360	1,571	6,337					
PS					3,101	684	853	651	913	3,101					
MOOE					3,236	659	1,210	709	658	3,236					
PENRO South Cotabato					6,089	1,244	1,978	1,346	1,521	6,089					
PS					2,763	609	761	581	812	2,763					
MOOE					3,326	635	1,217	765	709	3,326					
PENRO Sultan Kudarat					3,384	729	989	815	851	3,384					
PS					2,484	544	689	520	731	2,484					
MOOE					900	185	300	295	120	900					
Region XIII - CARAGA					73,004	14,710	18,698	18,872	20,724	73,004					
Regional Office XIII - Proper					10,021	2,505	2,505	2,505	2,506	10,021					
PS					4,997	1,249	1,249	1,249	1,250	4,997					
MOOE					5,024	1,256	1,256	1,256	1,256	5,024					
PENRO Agusan del Norte					10,389	1,942	2,668	3,271	2,508	10,389					
PS					7,701	1,722	2,088	1,603	2,288	7,701					
MOOE					2,688	220	580	1,668	220	2,688					
PENRO Agusan del Sur					16,573	2,834	3,633	4,250	5,856	16,573					
PS					10,637	2,379	2,886	2,217	3,155	10,637					
MOOE					5,936	455	747	2,033	2,701	5,936					
PENRO Surigao del Norte					15,462	3,017	4,645	3,797	4,003	15,462					
PS					8,482	1,893	2,302	1,766	2,521	8,482					

FY 2019 FINANCIAL PLAN
(In Thousand Pesos)

Department : Department of Environment and Natural Resources (DENR)
 Agency : Office of the Secretary
 Operating Unit : ALL
 Organization Code (UACS) : 100010000000
 Report Status : ALL

Particulars	UACS CODE	Current Year's Obligation			Budget Year Obligation Program										
		Actual Jan.1-Sept.30	Estimate Oct.1-Dec.30	Total 5=3+4	Total 6=11+16	COMPREHENSIVE RELEASE					FOR LATER RELEASE(Negative List)				
						Q1	Q2	Q3	Q4	Sub Total 11=7+8+9+10	Q1	Q2	Q3	Q4	Sub Total 16=12+13+14+15
1	2	3	4	5=3+4	6=11+16	7	8	9	10	11=7+8+9+10	12	13	14	15	16=12+13+14+15
MOOE					6,980	1,124	2,343	2,031	1,482	6,980					
PENRO Surigao del Sur					12,906	2,766	3,291	3,185	3,664	12,906					
PS					9,208	2,064	2,479	1,924	2,741	9,208					
MOOE					3,698	702	812	1,261	923	3,698					
PENRO Dinagat Islands					7,653	1,646	1,956	1,864	2,187	7,653					
PS					5,803	1,307	1,554	1,204	1,738	5,803					
MOOE					1,850	339	402	660	449	1,850					
WILDLIFE RESOURCES CONSERVATION SUB-	3.10202E+14				77,782	21,586	20,434	18,863	16,899	77,782					
Protection and conservation of wildlife	3.10202E+14				77,782	21,586	20,434	18,863	16,899	77,782					
National Capital Region (NCR)					23,427	8,186	5,113	4,815	5,313	23,427					
Central Office					2,000	500	500	500	500	2,000					
MOOE					2,000	500	500	500	500	2,000					
Biodiversity Management Bureau (BMB)					10,887	5,200	2,000	2,000	1,687	10,887					
MOOE					8,887	3,200	2,000	2,000	1,687	8,887					
CO					2,000	2,000				2,000					
NCR - Proper					10,540	2,486	2,613	2,315	3,126	10,540					
MOOE					10,540	2,486	2,613	2,315	3,126	10,540					
Region I - Ilocos					1,990	419	497	533	541	1,990					
Regional Office I - Proper					859	155	227	235	242	859					
MOOE					859	155	227	235	242	859					
PENRO Ilocos Norte					335	79	80	88	88	335					
MOOE					335	79	80	88	88	335					
PENRO Ilocos Sur					221	55	55	55	56	221					
MOOE					221	55	55	55	56	221					
PENRO La Union					255	58	59	68	70	255					
MOOE					255	58	59	68	70	255					
PENRO Pangasinan					320	72	76	87	85	320					
MOOE					320	72	76	87	85	320					
Cordillera Administrative Region (CAR)					2,520	505	787	842	386	2,520					
Regional Office CAR - Proper					1,092	259	379	309	145	1,092					
MOOE					1,092	259	379	309	145	1,092					
PENRO Abra					96	19	28	28	21	96					
MOOE					96	19	28	28	21	96					
PENRO Apayao					442	107	134	112	89	442					
MOOE					442	107	134	112	89	442					
PENRO Benguet					60	11	19	15	15	60					
MOOE					60	11	19	15	15	60					
PENRO Ifugao					466	63	98	260	45	466					
MOOE					466	63	98	260	45	466					
PENRO Kalinga					95	24	24	24	23	95					
MOOE					95	24	24	24	23	95					
PENRO Mt. Province					269	22	105	94	48	269					
MOOE					269	22	105	94	48	269					
Region II - Cagayan Valley					2,580	465	1,146	515	454	2,580					
Regional Office II - Proper					798	176	208	207	207	798					
MOOE					798	176	208	207	207	798					
PENRO Batanes					154	24	34	53	43	154					
MOOE					154	24	34	53	43	154					
PENRO Cagayan					413	144	73	123	73	413					
MOOE					413	144	73	123	73	413					
PENRO Isabela					520	98	207	108	107	520					
MOOE					520	98	207	108	107	520					
PENRO Nueva Vizcaya					16	4	4	4	4	16					
MOOE					16	4	4	4	4	16					
PENRO Quirino					679	19	620	20	20	679					

FY 2019 FINANCIAL PLAN
(In Thousand Pesos)

Department : Department of Environment and Natural Resources (DENR)
 Agency : Office of the Secretary
 Operating Unit : ALL
 Organization Code (UACS) : 100010000000
 Report Status : ALL

Particulars	UACS CODE	Current Year's Obligation			Budget Year Obligation Program										
		Actual Jan.1-Sept.30	Estimate Oct.1-Dec.30	Total 5=3+4	Total 6=11+16	COMPREHENSIVE RELEASE					FOR LATER RELEASE(Negative List)				
						Q1 7	Q2 8	Q3 9	Q4 10	Sub Total 11=7+8+9+10	Q1 12	Q2 13	Q3 14	Q4 15	Sub Total 16=12+13+14+15
1	2	3	4	5=3+4	6=11+16	7	8	9	10	11=7+8+9+10	12	13	14	15	16=12+13+14+15
MOOE					679	19	620	20	20	679					
Region III - Central Luzon					1,430	511	261	449	209	1,430					
Regional Office III - Proper					370	135	15	165	55	370					
MOOE					370	135	15	165	55	370					
PENRO Aurora					180	60	60	60		180					
MOOE					180	60	60	60		180					
PENRO Bataan					120	90	30			120					
MOOE					120	90	30			120					
PENRO Nueva Ecija					520	100	130	190	100	520					
MOOE					520	100	130	190	100	520					
PENRO Pampanga					60	60				60					
MOOE					60	60				60					
PENRO Tarlac					60	40			20	60					
MOOE					60	40			20	60					
PENRO Zambales					120	26	26	34	34	120					
MOOE					120	26	26	34	34	120					
Region IVA - CALABARZON					2,875	839	1,114	686	236	2,875					
Regional Office IVA - Proper					250	57	43	82	68	250					
MOOE					250	57	43	82	68	250					
PENRO Batangas					1,020	205	540	200	75	1,020					
MOOE					1,020	205	540	200	75	1,020					
PENRO Cavite					250	47	48	107	48	250					
MOOE					250	47	48	107	48	250					
PENRO Laguna					230	70	45	70	45	230					
MOOE					230	70	45	70	45	230					
PENRO Quezon					875	210	438	227		875					
MOOE					875	210	438	227		875					
PENRO Rizal					250	250				250					
MOOE					250	250				250					
Region IVB - MIMAROPA					11,940	2,644	3,623	3,309	2,364	11,940					
Regional Office IV-B - Proper					965	210	332	211	212	965					
MOOE					965	210	332	211	212	965					
PENRO Marinduque					500	169	190	70	71	500					
MOOE					500	169	190	70	71	500					
PENRO Occidental Mindoro					3,300	708	1,118	671	803	3,300					
MOOE					3,300	708	1,118	671	803	3,300					
PENRO Oriental Mindoro					2,167	356	780	755	276	2,167					
MOOE					1,167	356	480	155	176	1,167					
CO					1,000		300	600	100	1,000					
PENRO Palawan					3,643	1,110	811	911	811	3,643					
MOOE					3,643	1,110	811	911	811	3,643					
PENRO Romblon					1,365	91	392	691	191	1,365					
MOOE					365	91	92	91	91	365					
CO					1,000		300	600	100	1,000					
Region V - Bicol					3,470	740	1,070	850	810	3,470					
Regional Office V - Proper					1,578	396	395	394	393	1,578					
MOOE					1,578	396	395	394	393	1,578					
PENRO Albay					403	63	228	65	47	403					
MOOE					403	63	228	65	47	403					
PENRO Camarines Norte					264	35	79	74	76	264					
MOOE					264	35	79	74	76	264					
PENRO Camarines Sur					382	102	91	91	98	382					
MOOE					382	102	91	91	98	382					
PENRO Catanduanes					105	22	32	20	31	105					
MOOE					105	22	32	20	31	105					

FY 2019 FINANCIAL PLAN
(In Thousand Pesos)

Department : Department of Environment and Natural Resources (DENR)
 Agency : Office of the Secretary
 Operating Unit : ALL
 Organization Code (UACS) : 100010000000
 Report Status : ALL

Particulars	UACS CODE	Current Year's Obligation			Budget Year Obligation Program										
		Actual Jan.1-Sept.30	Estimate Oct.1-Dec.30	Total 5=3+4	Total 6=11+16	COMPREHENSIVE RELEASE					FOR LATER RELEASE(Negative List)				
						Q1	Q2	Q3	Q4	Sub Total 11=7+8+9+10	Q1	Q2	Q3	Q4	Sub Total 16=12+13+14+15
1	2	3	4	5=3+4	6=11+16	7	8	9	10	11=7+8+9+10	12	13	14	15	16=12+13+14+15
PENRO Masbate					389	68	148	107	66	389					
MOOE					389	68	148	107	66	389					
PENRO Sorsogon					349	54	97	99	99	349					
MOOE					349	54	97	99	99	349					
Region VI - Western Visayas					3,345	1,463	844	447	591	3,345					
Regional Office VI - Proper					697	330	260	64	43	697					
MOOE					397	30	260	64	43	397					
CO					300	300				300					
PENRO Aklan					90	30			60	90					
MOOE					90	30			60	90					
PENRO Antique					90	60	30			90					
MOOE					90	60	30			90					
PENRO Capiz					779	574	60	65	80	779					
MOOE					349	144	60	65	80	349					
CO					430	430				430					
PENRO Iloilo					400	135	75	85	105	400					
MOOE					400	135	75	85	105	400					
PENRO Guimaras					739	274	154	148	163	739					
MOOE					589	124	154	148	163	589					
CO					150	150				150					
PENRO Negros Occidental					550	60	265	85	140	550					
MOOE					430	60	145	85	140	430					
CO					120		120			120					
Region VII - Central Visayas					4,395	1,052	1,190	1,102	1,051	4,395					
Regional Office VII - Proper					804	169	279	187	169	804					
MOOE					804	169	279	187	169	804					
PENRO Bohol					1,051	260	263	263	265	1,051					
MOOE					1,051	260	263	263	265	1,051					
PENRO Cebu					1,100	282	268	273	277	1,100					
MOOE					1,100	282	268	273	277	1,100					
PENRO Negros Oriental					725	181	182	181	181	725					
MOOE					725	181	182	181	181	725					
PENRO Siquijor					715	160	198	198	159	715					
MOOE					715	160	198	198	159	715					
Region VIII - Eastern Visayas					2,960	758	796	727	679	2,960					
Regional Office VIII - Proper					1,578	429	434	383	332	1,578					
MOOE					1,578	429	434	383	332	1,578					
PENRO Biliran					88	21	22	23	22	88					
MOOE					88	21	22	23	22	88					
PENRO Leyte					700	164	188	169	179	700					
MOOE					700	164	188	169	179	700					
PENRO Southern Leyte					333	82	83	85	83	333					
MOOE					333	82	83	85	83	333					
PENRO Eastern Samar					87	21	22	23	21	87					
MOOE					87	21	22	23	21	87					
PENRO Northern Samar					87	20	25	22	20	87					
MOOE					87	20	25	22	20	87					
PENRO Western Samar					87	21	22	22	22	87					
MOOE					87	21	22	22	22	87					
Region IX - Zamboanga Peninsula					3,340	836	913	903	688	3,340					
Regional Office IX- Proper					1,227	327	306	291	303	1,227					
MOOE					1,227	327	306	291	303	1,227					
PENRO Zamboanga del Norte					433	75	160	121	77	433					
MOOE					433	75	160	121	77	433					
PENRO Zamboanga del Sur					334	155	50	78	51	334					

FY 2019 FINANCIAL PLAN
(In Thousand Pesos)

Department : Department of Environment and Natural Resources (DENR)
 Agency : Office of the Secretary
 Operating Unit : ALL
 Organization Code (UACS) : 100010000000
 Report Status : ALL

Particulars	UACS CODE	Current Year's Obligation			Budget Year Obligation Program										
		Actual Jan.1-Sept.30	Estimate Oct.1-Dec.30	Total 5=3+4	Total 6=11+16	COMPREHENSIVE RELEASE					FOR LATER RELEASE(Negative List)				
						Q1	Q2	Q3	Q4	Sub Total 11=7+8+9+10	Q1	Q2	Q3	Q4	Sub Total 16=12+13+14+15
1	2	3	4	5=3+4	6=11+16	7	8	9	10	11=7+8+9+10	12	13	14	15	16=12+13+14+15
MOOE					334	155	50	78	51	334					
PENRO Zamboanga Sibugay					1,346	279	397	413	257	1,346					
MOOE					1,346	279	397	413	257	1,346					
Region X - Northern Mindanao					3,170	750	686	648	1,086	3,170					
Regional Office X - Proper					1,350	350	290	250	460	1,350					
MOOE					1,350	350	290	250	460	1,350					
PENRO Bukidnon					1,030	233	232	233	332	1,030					
MOOE					1,030	233	232	233	332	1,030					
PENRO Misamis Oriental					790	167	164	165	294	790					
MOOE					790	167	164	165	294	790					
Region XI - Davao					3,480	956	897	895	732	3,480					
Regional Office XI - Proper					2,310	642	564	579	525	2,310					
MOOE					2,310	642	564	579	525	2,310					
PENRO Compostela Valley					90	10	25	33	22	90					
MOOE					90	10	25	33	22	90					
PENRO Davao del Norte					400	81	114	105	100	400					
MOOE					400	81	114	105	100	400					
PENRO Davao del Sur					230	134	59	33	4	230					
MOOE					230	134	59	33	4	230					
PENRO Davao Oriental					310	63	85	113	49	310					
MOOE					310	63	85	113	49	310					
PENRO Davao Occidental					140	26	50	32	32	140					
MOOE					140	26	50	32	32	140					
Region XII - SOCCSKSARGEN					3,230	705	675	1,035	815	3,230					
Regional Office XII - Proper					1,820	293	342	593	592	1,820					
MOOE					1,820	293	342	593	592	1,820					
PENRO North Cotabato					440	115	75	175	75	440					
MOOE					440	115	75	175	75	440					
PENRO Saranggani					550	177	138	127	108	550					
MOOE					550	177	138	127	108	550					
PENRO South Cotabato					280	75	35	135	35	280					
MOOE					280	75	35	135	35	280					
PENRO Sultan Kudarat					140	45	85	5	5	140					
MOOE					140	45	85	5	5	140					
Region XIII - CARAGA					3,630	757	822	1,107	944	3,630					
Regional Office XIII - Proper					1,630	312	312	409	597	1,630					
MOOE					1,630	312	312	409	597	1,630					
PENRO Agusan del Norte					590	185	125	155	125	590					
MOOE					590	185	125	155	125	590					
PENRO Agusan del Sur					110	80		30		110					
MOOE					110	80		30		110					
PENRO Surigao del Norte					350	100	175	75		350					
MOOE					350	100	175	75		350					
PENRO Surigao del Sur					370	74	204	54	38	370					
MOOE					370	74	204	54	38	370					
PENRO Dinagat Islands					580	6	6	384	184	580					
MOOE					580	6	6	384	184	580					
COASTAL AND MARINE ECOSYSTEMS	3.10203E+14				347,688	90,358	101,222	82,335	73,773	347,688					
Management of Coastal and Marine	3.10203E+14				267,688	70,725	78,071	63,191	55,701	267,688					
National Capital Region (NCR)					133,176	38,575	36,861	30,536	27,204	133,176					
Central Office					4,000	1,000	1,000	1,000	1,000	4,000					
MOOE					4,000	1,000	1,000	1,000	1,000	4,000					
Biodiversity Management Bureau (BMB)					127,788	37,270	35,458	29,160	25,900	127,788					
MOOE					126,018	35,500	35,458	29,160	25,900	126,018					
CO					1,770	1,770				1,770					

FY 2019 FINANCIAL PLAN
(In Thousand Pesos)

Department : Department of Environment and Natural Resources (DENR)
 Agency : Office of the Secretary
 Operating Unit : ALL
 Organization Code (UACS) : 100010000000
 Report Status : ALL

Particulars 1	UACS CODE 2	Current Year's Obligation			Budget Year Obligation Program										
		Actual Jan.1-Sept.30 3	Estimate Oct.1-Dec.30 4	Total 5=3+4	Total 6=11+16	COMPREHENSIVE RELEASE					FOR LATER RELEASE(Negative List)				
						Q1 7	Q2 8	Q3 9	Q4 10	Sub Total 11=7+8+9+10	Q1 12	Q2 13	Q3 14	Q4 15	Sub Total 16=12+13+14+15
NCR - Proper					1,388	305	403	376	304	1,388					
MOOE					1,388	305	403	376	304	1,388					
Region I - Ilocos					6,135	1,300	1,740	1,854	1,241	6,135					
Regional Office I - Proper					2,837	414	820	844	759	2,837					
MOOE					2,837	414	820	844	759	2,837					
PENRO La Union					1,871	470	611	562	228	1,871					
MOOE					1,771	370	611	562	228	1,771					
CO					100	100				100					
PENRO Pangasinan					1,427	416	309	448	254	1,427					
MOOE					1,327	316	309	448	254	1,327					
CO					100	100				100					
Cordillera Administrative Region (CAR)					832	116	191	374	151	832					
Regional Office CAR - Proper					832	116	191	374	151	832					
MOOE					832	116	191	374	151	832					
Region II - Cagayan Valley					13,993	4,614	4,504	2,835	2,040	13,993					
Regional Office II - Proper					2,973	729	925	858	461	2,973					
MOOE					2,973	729	925	858	461	2,973					
PENRO Batanes					4,634	2,195	1,022	777	640	4,634					
MOOE					3,034	595	1,022	777	640	3,034					
CO					1,600	1,600				1,600					
PENRO Cagayan					4,635	1,270	1,821	879	665	4,635					
MOOE					4,385	1,020	1,821	879	665	4,385					
CO					250	250				250					
PENRO Isabela					1,751	420	736	321	274	1,751					
MOOE					1,751	420	736	321	274	1,751					
Region III - Central Luzon					4,311	866	1,213	1,464	768	4,311					
Regional Office III - Proper					2,440	374	620	1,071	375	2,440					
MOOE					2,440	374	620	1,071	375	2,440					
PENRO Zambales					1,871	492	593	393	393	1,871					
MOOE					1,671	492	393	393	393	1,671					
CO					200		200			200					
Region IVA - CALABARZON					7,858	1,612	3,214	2,139	893	7,858					
Regional Office IVA - Proper					518	259	94	120	45	518					
MOOE					518	259	94	120	45	518					
PENRO Batangas					3,465	841	757	1,441	426	3,465					
MOOE					3,465	841	757	1,441	426	3,465					
PENRO Cavite					940	221	226	246	247	940					
MOOE					940	221	226	246	247	940					
PENRO Quezon					2,935	291	2,137	332	175	2,935					
MOOE					2,785	291	1,987	332	175	2,785					
CO					150		150			150					
Region IVB - MIMAROPA					14,654	3,281	3,917	3,437	4,019	14,654					
Regional Office IV-B - Proper					4,160	661	1,293	811	1,395	4,160					
MOOE					4,160	661	1,293	811	1,395	4,160					
PENRO Occidental Mindoro					1,995	498	499	499	499	1,995					
MOOE					1,895	473	474	474	474	1,895					
CO					100	25	25	25	25	100					
PENRO Palawan					8,499	2,122	2,125	2,127	2,125	8,499					
MOOE					8,199	2,047	2,050	2,052	2,050	8,199					
CO					300	75	75	75	75	300					
Region V - Bicol					10,218	1,148	4,875	2,323	1,872	10,218					
Regional Office V - Proper					6,816	271	3,985	1,352	1,208	6,816					
MOOE					5,216	271	2,385	1,352	1,208	5,216					
CO					1,600		1,600			1,600					
PENRO Camarines Sur					892	95	607	95	95	892					

FY 2019 FINANCIAL PLAN
(In Thousand Pesos)

Department : Department of Environment and Natural Resources (DENR)
 Agency : Office of the Secretary
 Operating Unit : ALL
 Organization Code (UACS) : 100010000000
 Report Status : ALL

Particulars	UACS CODE	Current Year's Obligation			Budget Year Obligation Program										
		Actual Jan.1-Sept.30	Estimate Oct.1-Dec.30	Total 5=3+4	Total 6=11+16	COMPREHENSIVE RELEASE					FOR LATER RELEASE(Negative List)				
						Q1 7	Q2 8	Q3 9	Q4 10	Sub Total 11=7+8+9+10	Q1 12	Q2 13	Q3 14	Q4 15	Sub Total 16=12+13+14+15
1	2	3	4	5=3+4	6=11+16	7	8	9	10	11=7+8+9+10	12	13	14	15	16=12+13+14+15
MOOE					892	95	607	95	95	892					
PENRO Masbate					2,510	782	283	876	569	2,510					
MOOE					2,510	782	283	876	569	2,510					
Region VI - Western Visayas					7,684	2,809	1,543	1,477	1,855	7,684					
Regional Office VI - Proper					3,007	1,839	388	413	367	3,007					
MOOE					1,507	339	388	413	367	1,507					
CO					1,500	1,500				1,500					
PENRO Aklan					50	5	40	5		50					
MOOE					50	5	40	5		50					
PENRO Antique					100	15	70	10	5	100					
MOOE					100	15	70	10	5	100					
PENRO Capiz					50	6	24	20		50					
MOOE					50	6	24	20		50					
PENRO Iloilo					300	55	100	45	100	300					
MOOE					300	55	100	45	100	300					
PENRO Guimaras					1,432	454	265	379	334	1,432					
MOOE					1,332	354	265	379	334	1,332					
CO					100	100				100					
PENRO Negros Occidental					2,745	435	656	605	1,049	2,745					
MOOE					2,545	235	656	605	1,049	2,545					
CO					200	200				200					
Region VII - Central Visayas					17,828	3,607	7,192	3,742	3,287	17,828					
Regional Office VII - Proper					5,569	858	2,706	1,107	898	5,569					
MOOE					3,969	858	1,106	1,107	898	3,969					
CO					1,600		1,600			1,600					
PENRO Bohol					5,115	1,496	1,235	1,199	1,185	5,115					
MOOE					4,815	1,196	1,235	1,199	1,185	4,815					
CO					300	300				300					
PENRO Cebu					5,473	920	2,649	994	910	5,473					
MOOE					3,823	920	999	994	910	3,823					
CO					1,650		1,650			1,650					
PENRO Negros Oriental					1,456	308	517	337	294	1,456					
MOOE					1,356	308	417	337	294	1,356					
CO					100		100			100					
PENRO Siquijor					215	25	85	105		215					
MOOE					215	25	85	105		215					
Region VIII - Eastern Visayas					11,141	4,026	2,372	2,372	2,371	11,141					
Regional Office VIII - Proper					4,403	2,095	773	770	765	4,403					
MOOE					2,903	595	773	770	765	2,903					
CO					1,500	1,500				1,500					
PENRO Leyte					1,920	542	454	460	464	1,920					
MOOE					1,820	442	454	460	464	1,820					
CO					100	100				100					
PENRO Eastern Samar					2,555	750	602	599	604	2,555					
MOOE					2,405	600	602	599	604	2,405					
CO					150	150				150					
PENRO Northern Samar					2,263	639	543	543	538	2,263					
MOOE					2,163	539	543	543	538	2,163					
CO					100	100				100					
Region IX - Zamboanga Peninsula					15,036	3,691	3,840	4,045	3,460	15,036					
Regional Office IX- Proper					5,389	1,144	1,460	1,536	1,249	5,389					
MOOE					5,389	1,144	1,460	1,536	1,249	5,389					
PENRO Zamboanga del Norte					3,414	910	821	903	780	3,414					
MOOE					3,114	610	821	903	780	3,114					
CO					300	300				300					

FY 2019 FINANCIAL PLAN
(In Thousand Pesos)

Department : Department of Environment and Natural Resources (DENR)
 Agency : Office of the Secretary
 Operating Unit : ALL
 Organization Code (UACS) : 100010000000
 Report Status : ALL

Particulars	UACS CODE	Current Year's Obligation			Budget Year Obligation Program										
		Actual	Estimate	Total	Total	COMPREHENSIVE RELEASE					FOR LATER RELEASE(Negative List)				
		Jan.1-Sept.30	Oct.1-Dec.30	5=3+4	6=11+16	Q1	Q2	Q3	Q4	Sub Total	Q1	Q2	Q3	Q4	Sub Total
1	2	3	4	5=3+4	6=11+16	7	8	9	10	11=7+8+9+10	12	13	14	15	16=12+13+14+15
PENRO Zamboanga del Sur					1,960	505	479	501	475	1,960					
MOOE					1,860	405	479	501	475	1,860					
CO					100	100				100					
PENRO Zamboanga Sibugay					4,273	1,132	1,080	1,105	956	4,273					
MOOE					4,023	882	1,080	1,105	956	4,023					
CO					250	250				250					
Region X - Northern Mindanao					5,235	1,319	1,088	1,128	1,700	5,235					
Regional Office X - Proper					2,520	565	534	573	848	2,520					
MOOE					2,520	565	534	573	848	2,520					
PENRO Misamis Occidental					1,192	348	248	248	348	1,192					
MOOE					1,092	248	248	248	348	1,092					
CO					100	100				100					
PENRO Misamis Oriental					1,523	406	306	307	504	1,523					
MOOE					1,423	306	306	307	504	1,423					
CO					100	100				100					
Region XI - Davao					6,494	1,165	2,209	1,974	1,146	6,494					
Regional Office XI - Proper					2,687	629	903	762	393	2,687					
MOOE					2,507	449	903	762	393	2,507					
CO					180	180				180					
PENRO Compostela Valley					1,712	246	666	473	327	1,712					
MOOE					1,612	146	666	473	327	1,612					
CO					100	100				100					
PENRO Davao Oriental					2,095	290	640	739	426	2,095					
MOOE					1,995	190	640	739	426	1,995					
CO					100	100				100					
Region XII - SOCCSKSARGEN					5,960	1,559	1,494	1,539	1,368	5,960					
Regional Office XII - Proper					5,703	1,495	1,430	1,475	1,303	5,703					
MOOE					5,553	1,345	1,430	1,475	1,303	5,553					
CO					150	150				150					
PENRO Saranggani					257	64	64	64	65	257					
MOOE					257	64	64	64	65	257					
Region XIII - CARAGA					7,133	1,037	1,818	1,952	2,326	7,133					
Regional Office XIII - Proper					2,355	280	434	499	1,142	2,355					
MOOE					2,355	280	434	499	1,142	2,355					
PENRO Agusan del Norte					250	25	25	175	25	250					
MOOE					250	25	25	175	25	250					
PENRO Surigao del Norte					3,478	732	659	1,078	1,009	3,478					
MOOE					3,328	732	659	928	1,009	3,328					
CO					150			150		150					
PENRO Surigao del Sur					650		600	50		650					
MOOE					650		600	50		650					
PENRO Dinagat Islands					400		100	150	150	400					
MOOE					400		100	150	150	400					
Locally-Funded Project(s)	3.10203E+14				80,000	19,633	23,151	19,144	18,072	80,000					
Development, Updating and Implementation of the Operational Plan for the Manila Bay Coastal Management	3.10203E+14				80,000	19,633	23,151	19,144	18,072	80,000					
National Capital Region (NCR)					47,000	11,607	12,088	11,800	11,505	47,000					
Central Office					37,500	9,375	9,375	9,375	9,375	37,500					
MOOE					27,500	6,875	6,875	6,875	6,875	27,500					
CO					10,000	2,500	2,500	2,500	2,500	10,000					
Biodiversity Management Bureau (BMB)					4,000	1,100	1,100	1,042	758	4,000					
MOOE					4,000	1,100	1,100	1,042	758	4,000					
NCR - Proper					5,500	1,132	1,613	1,383	1,372	5,500					
MOOE					5,500	1,132	1,613	1,383	1,372	5,500					
Region III - Central Luzon					18,000	6,080	6,770	2,715	2,435	18,000					

FY 2019 FINANCIAL PLAN
(In Thousand Pesos)

Department : Department of Environment and Natural Resources (DENR)
 Agency : Office of the Secretary
 Operating Unit : ALL
 Organization Code (UACS) : 100010000000
 Report Status : ALL

Particulars	UACS CODE	Current Year's Obligation			Budget Year Obligation Program										
		Actual Jan.1-Sept.30	Estimate Oct.1-Dec.30	Total 5=3+4	Total 6=11+16	COMPREHENSIVE RELEASE					FOR LATER RELEASE(Negative List)				
						Q1	Q2	Q3	Q4	Sub Total 11=7+8+9+10	Q1	Q2	Q3	Q4	Sub Total 16=12+13+14+15
1	2	3	4	5=3+4	6=11+16	7	8	9	10	11=7+8+9+10	12	13	14	15	16=12+13+14+15
Regional Office III - Proper					3,000	655	775	745	825	3,000					
MOOE					3,000	655	775	745	825	3,000					
PENRO Bataan					3,300	1,205	1,385	425	285	3,300					
MOOE					3,300	1,205	1,385	425	285	3,300					
PENRO Bulacan					3,500	1,280	1,280	515	425	3,500					
MOOE					3,500	1,280	1,280	515	425	3,500					
PENRO Nueva Ecija					3,200	1,120	1,240	440	400	3,200					
MOOE					3,200	1,120	1,240	440	400	3,200					
PENRO Pampanga					3,000	1,065	1,245	375	315	3,000					
MOOE					3,000	1,065	1,245	375	315	3,000					
PENRO Tarlac					2,000	755	845	215	185	2,000					
MOOE					2,000	755	845	215	185	2,000					
Region IVA - CALABARZON					15,000	1,946	4,293	4,629	4,132	15,000					
Regional Office IVA - Proper					3,990	705	1,302	1,057	926	3,990					
MOOE					3,990	705	1,302	1,057	926	3,990					
PENRO Cavite					4,514	692	995	1,468	1,359	4,514					
MOOE					4,514	692	995	1,468	1,359	4,514					
PENRO Laguna					3,190	292	846	1,053	999	3,190					
MOOE					3,190	292	846	1,053	999	3,190					
PENRO Rizal					3,306	257	1,150	1,051	848	3,306					
MOOE					3,306	257	1,150	1,051	848	3,306					
Project(s)	000				80,000	19,633	23,151	19,144	18,072	80,000					
LAND MANAGEMENT SUB-PROGRAM	3.10204E+14				1,764,506	383,699	476,885	407,217	496,705	1,764,506					
Land Survey, Disposition and Records	3.10204E+14				1,537,373	327,802	419,656	351,597	438,318	1,537,373					
National Capital Region (NCR)					133,582	27,883	33,818	31,717	40,164	133,582					
Central Office					29,231	7,307	7,307	7,307	7,310	29,231					
MOOE					29,231	7,307	7,307	7,307	7,310	29,231					
Land Management Bureau (LMB)					58,650	10,867	13,573	14,747	19,463	58,650					
MOOE					58,650	10,867	13,573	14,747	19,463	58,650					
NCR - Proper					45,701	9,709	12,938	9,663	13,391	45,701					
PS					42,537	8,940	12,162	8,861	12,574	42,537					
MOOE					3,164	769	776	802	817	3,164					
Region I - Ilocos					97,652	21,085	27,247	23,883	25,437	97,652					
Regional Office I - Proper					43,162	9,440	11,630	10,044	12,048	43,162					
PS					27,499	6,161	7,444	5,728	8,166	27,499					
MOOE					15,663	3,279	4,186	4,316	3,882	15,663					
PENRO Ilocos Norte					13,725	2,898	3,835	3,529	3,463	13,725					
PS					8,454	1,892	2,291	1,760	2,511	8,454					
MOOE					5,271	1,006	1,544	1,769	952	5,271					
PENRO Ilocos Sur					13,712	2,984	4,140	2,914	3,674	13,712					
PS					8,427	1,885	2,283	1,754	2,505	8,427					
MOOE					5,285	1,099	1,857	1,160	1,169	5,285					
PENRO La Union					6,186	1,198	1,812	1,654	1,522	6,186					
PS					3,480	784	937	722	1,037	3,480					
MOOE					2,706	414	875	932	485	2,706					
PENRO Pangasinan					20,867	4,565	5,830	5,742	4,730	20,867					
PS					11,290	2,530	3,056	2,350	3,354	11,290					
MOOE					9,577	2,035	2,774	3,392	1,376	9,577					
Cordillera Administrative Region (CAR)					102,212	23,971	28,161	22,057	28,023	102,212					
Regional Office CAR - Proper					34,827	8,008	9,428	7,757	9,634	34,827					
PS					25,580	5,743	6,908	5,322	7,607	25,580					
MOOE					9,247	2,265	2,520	2,435	2,027	9,247					
PENRO Abra					14,285	3,296	3,790	3,170	4,029	14,285					
PS					9,630	2,163	2,598	2,001	2,868	9,630					
MOOE					4,655	1,133	1,192	1,169	1,161	4,655					

FY 2019 FINANCIAL PLAN
(In Thousand Pesos)

Department : Department of Environment and Natural Resources (DENR)
 Agency : Office of the Secretary
 Operating Unit : ALL
 Organization Code (UACS) : 100010000000
 Report Status : ALL

Particulars	UACS CODE	Current Year's Obligation			Budget Year Obligation Program										
		Actual Jan.1-Sept.30	Estimate Oct.1-Dec.30	Total 5=3+4	Total 6=11+16	COMPREHENSIVE RELEASE					FOR LATER RELEASE(Negative List)				
						Q1	Q2	Q3	Q4	Sub Total 11=7+8+9+10	Q1	Q2	Q3	Q4	Sub Total 16=12+13+14+15
1	2	3	4	5=3+4	6=11+16	7	8	9	10	11=7+8+9+10	12	13	14	15	16=12+13+14+15
PENRO Apayao					10,080	2,550	2,828	2,085	2,617	10,080					
PS					7,826	1,755	2,117	1,628	2,326	7,826					
MOOE					2,254	795	711	457	291	2,254					
PENRO Benguet					13,496	3,110	3,591	2,934	3,861	13,496					
PS					10,400	2,344	2,795	2,157	3,104	10,400					
MOOE					3,096	766	796	777	757	3,096					
PENRO Ifugao					8,497	1,951	2,347	1,777	2,422	8,497					
PS					7,445	1,668	2,015	1,548	2,214	7,445					
MOOE					1,052	283	332	229	208	1,052					
PENRO Kalinga					10,186	2,606	2,972	1,961	2,647	10,186					
PS					7,874	1,767	2,130	1,638	2,339	7,874					
MOOE					2,312	839	842	323	308	2,312					
PENRO Mt. Province					10,841	2,450	3,205	2,373	2,813	10,841					
PS					8,270	1,856	2,233	1,719	2,462	8,270					
MOOE					2,571	594	972	654	351	2,571					
Region II - Cagayan Valley					112,924	25,256	30,547	24,352	32,769	112,924					
Regional Office II - Proper					40,473	8,978	11,009	8,663	11,823	40,473					
PS					32,151	7,214	8,689	6,690	9,558	32,151					
MOOE					8,322	1,764	2,320	1,973	2,265	8,322					
PENRO Batanes					4,392	996	1,192	940	1,264	4,392					
PS					3,908	880	1,055	811	1,162	3,908					
MOOE					484	116	137	129	102	484					
PENRO Cagayan					20,455	4,593	5,549	4,440	5,873	20,455					
PS					17,669	3,960	4,782	3,676	5,251	17,669					
MOOE					2,786	633	767	764	622	2,786					
PENRO Isabela					22,621	5,107	6,075	4,876	6,563	22,621					
PS					19,185	4,301	5,191	3,992	5,701	19,185					
MOOE					3,436	806	884	884	862	3,436					
PENRO Nueva Vizcaya					12,784	2,858	3,453	2,747	3,726	12,784					
PS					11,112	2,487	3,016	2,315	3,294	11,112					
MOOE					1,672	371	437	432	432	1,672					
PENRO Quirino					12,199	2,724	3,269	2,686	3,520	12,199					
PS					10,882	2,436	2,951	2,266	3,229	10,882					
MOOE					1,317	288	318	420	291	1,317					
Region III - Central Luzon					133,133	27,511	37,820	29,021	38,781	133,133					
Regional Office III - Proper					50,075	10,387	13,970	11,122	14,596	50,075					
PS					36,874	7,694	10,556	7,696	10,928	36,874					
MOOE					13,201	2,693	3,414	3,426	3,668	13,201					
PENRO Aurora					10,383	2,068	3,061	2,300	2,954	10,383					
PS					9,606	1,988	2,754	1,990	2,874	9,606					
MOOE					777	80	307	310	80	777					
PENRO Bataan					12,215	2,459	3,476	2,662	3,618	12,215					
PS					11,480	2,376	3,292	2,376	3,436	11,480					
MOOE					735	83	184	286	182	735					
PENRO Bulacan					13,872	2,941	4,000	2,891	4,040	13,872					
PS					13,151	2,719	3,771	2,722	3,939	13,151					
MOOE					721	222	229	169	101	721					
PENRO Nueva Ecija					14,854	3,076	4,250	3,163	4,365	14,854					
PS					14,058	2,917	4,030	2,917	4,194	14,058					
MOOE					796	159	220	246	171	796					
PENRO Pampanga					6,361	1,281	1,842	1,434	1,804	6,361					
PS					5,589	1,155	1,602	1,158	1,674	5,589					
MOOE					772	126	240	276	130	772					
PENRO Tarlac					12,780	2,697	3,615	2,651	3,817	12,780					
PS					11,474	2,374	3,291	2,375	3,434	11,474					

FY 2019 FINANCIAL PLAN
(In Thousand Pesos)

Department : Department of Environment and Natural Resources (DENR)
 Agency : Office of the Secretary
 Operating Unit : ALL
 Organization Code (UACS) : 100010000000
 Report Status : ALL

Particulars	UACS CODE	Current Year's Obligation			Budget Year Obligation Program										
		Actual Jan.1-Sept.30	Estimate Oct.1-Dec.30	Total 5=3+4	Total 6=11+16	COMPREHENSIVE RELEASE					FOR LATER RELEASE(Negative List)				
						Q1	Q2	Q3	Q4	Sub Total 11=7+8+9+10	Q1	Q2	Q3	Q4	Sub Total 16=12+13+14+15
1	2	3	4	5=3+4	6=11+16	7	8	9	10	11=7+8+9+10	12	13	14	15	16=12+13+14+15
MOOE					1,306	323	324	276	383	1,306					
PENRO Zambales					12,593	2,602	3,606	2,798	3,587	12,593					
PS					11,575	2,398	3,319	2,399	3,459	11,575					
MOOE					1,018	204	287	399	128	1,018					
Region IVA - CALABARZON					96,915	21,047	26,259	22,107	27,502	96,915					
Regional Office IVA - Proper					43,127	9,166	11,567	10,281	12,113	43,127					
PS					31,969	7,193	8,607	6,642	9,527	31,969					
MOOE					11,158	1,973	2,960	3,639	2,586	11,158					
PENRO Batangas					11,911	2,652	3,188	2,652	3,419	11,911					
PS					9,247	2,068	2,511	1,928	2,740	9,247					
MOOE					2,664	584	677	724	679	2,664					
PENRO Cavite					8,342	1,821	2,275	1,811	2,435	8,342					
PS					7,425	1,661	2,012	1,547	2,205	7,425					
MOOE					917	160	263	264	230	917					
PENRO Laguna					10,659	2,358	2,899	2,358	3,044	10,659					
PS					9,317	2,089	2,522	1,944	2,762	9,317					
MOOE					1,342	269	377	414	282	1,342					
PENRO Quezon					14,900	3,279	4,144	3,253	4,224	14,900					
PS					12,339	2,761	3,344	2,569	3,665	12,339					
MOOE					2,561	518	800	684	559	2,561					
PENRO Rizal					7,976	1,771	2,186	1,752	2,267	7,976					
PS					6,988	1,564	1,896	1,462	2,066	6,988					
MOOE					988	207	290	290	201	988					
Region IVB - MIMAROPA					102,671	21,683	28,456	22,546	29,986	102,671					
Regional Office IV-B - Proper					43,365	8,160	11,819	10,189	13,197	43,365					
PS					31,933	7,154	8,642	6,652	9,485	31,933					
MOOE					11,432	1,006	3,177	3,537	3,712	11,432					
PENRO Marinduque					6,715	1,575	1,947	1,396	1,797	6,715					
PS					5,945	1,334	1,608	1,244	1,759	5,945					
MOOE					770	241	339	152	38	770					
PENRO Occidental Mindoro					13,294	2,979	3,969	2,704	3,642	13,294					
PS					11,884	2,669	3,203	2,467	3,545	11,884					
MOOE					1,410	310	766	237	97	1,410					
PENRO Oriental Mindoro					8,932	2,075	2,475	1,861	2,521	8,932					
PS					8,005	1,799	2,157	1,663	2,386	8,005					
MOOE					927	276	318	198	135	927					
PENRO Palawan					25,073	5,621	6,767	5,260	7,425	25,073					
PS					24,693	5,541	6,670	5,134	7,348	24,693					
MOOE					380	80	97	126	77	380					
PENRO Romblon					5,292	1,273	1,479	1,136	1,404	5,292					
PS					4,426	998	1,191	917	1,320	4,426					
MOOE					866	275	288	219	84	866					
Region V - Bicol					78,567	15,748	22,728	17,685	22,406	78,567					
Regional Office V - Proper					36,333	7,297	10,543	8,318	10,175	36,333					
PS					27,805	5,806	7,963	5,804	8,232	27,805					
MOOE					8,528	1,491	2,580	2,514	1,943	8,528					
PENRO Albay					8,432	1,770	2,402	1,797	2,463	8,432					
PS					7,584	1,576	2,176	1,572	2,260	7,584					
MOOE					848	194	226	225	203	848					
PENRO Camarines Norte					5,399	1,135	1,548	1,136	1,580	5,399					
PS					4,890	1,015	1,403	1,011	1,461	4,890					
MOOE					509	120	145	125	119	509					
PENRO Camarines Sur					9,797	1,902	2,828	2,301	2,766	9,797					
PS					8,026	1,666	2,301	1,663	2,396	8,026					
MOOE					1,771	236	527	638	370	1,771					

FY 2019 FINANCIAL PLAN
(In Thousand Pesos)

Department : Department of Environment and Natural Resources (DENR)
 Agency : Office of the Secretary
 Operating Unit : ALL
 Organization Code (UACS) : 100010000000
 Report Status : ALL

Particulars	UACS CODE	Current Year's Obligation			Budget Year Obligation Program										
		Actual Jan.1-Sept.30	Estimate Oct.1-Dec.30	Total 5=3+4	Total 6=11+16	COMPREHENSIVE RELEASE					FOR LATER RELEASE(Negative List)				
						Q1	Q2	Q3	Q4	Sub Total 11=7+8+9+10	Q1	Q2	Q3	Q4	Sub Total 16=12+13+14+15
1	2	3	4	5=3+4	6=11+16	7	8	9	10	11=7+8+9+10	12	13	14	15	16=12+13+14+15
PENRO Catanduanes					5,165	1,060	1,486	1,119	1,500	5,165					
PS					4,495	937	1,290	934	1,334	4,495					
MOOE					670	123	196	185	166	670					
PENRO Masbate					8,731	1,722	2,524	1,929	2,556	8,731					
PS					7,893	1,638	2,263	1,638	2,354	7,893					
MOOE					838	84	261	291	202	838					
PENRO Sorsogon					4,710	862	1,397	1,085	1,366	4,710					
PS					3,661	759	1,051	755	1,096	3,661					
MOOE					1,049	103	346	330	270	1,049					
Region VI - Western Visayas					97,097	21,345	25,136	21,985	28,631	97,097					
Regional Office VI - Proper					36,913	8,460	9,463	8,277	10,713	36,913					
PS					20,721	4,673	5,564	4,300	6,184	20,721					
MOOE					16,192	3,787	3,899	3,977	4,529	16,192					
PENRO Aklan					8,241	1,615	2,241	1,970	2,415	8,241					
PS					6,082	1,367	1,641	1,264	1,810	6,082					
MOOE					2,159	248	600	706	605	2,159					
PENRO Antique					10,579	2,061	2,460	2,464	3,594	10,579					
PS					6,881	1,549	1,852	1,428	2,052	6,881					
MOOE					3,698	512	608	1,036	1,542	3,698					
PENRO Capiz					5,588	1,348	1,353	1,249	1,638	5,588					
PS					3,529	799	945	730	1,055	3,529					
MOOE					2,059	549	408	519	583	2,059					
PENRO Iloilo					14,860	3,038	4,151	3,470	4,201	14,860					
PS					10,555	2,369	2,852	2,195	3,139	10,555					
MOOE					4,305	669	1,299	1,275	1,062	4,305					
PENRO Guimaras					5,389	1,323	1,383	1,160	1,523	5,389					
PS					4,126	930	1,109	858	1,229	4,126					
MOOE					1,263	393	274	302	294	1,263					
PENRO Negros Occidental					15,527	3,500	4,085	3,395	4,547	15,527					
PS					13,293	2,990	3,581	2,761	3,961	13,293					
MOOE					2,234	510	504	634	586	2,234					
Region VII - Central Visayas					78,998	16,393	22,189	18,522	21,894	78,998					
Regional Office VII - Proper					37,614	7,692	10,644	8,939	10,339	37,614					
PS					27,657	5,776	7,919	5,775	8,187	27,657					
MOOE					9,957	1,916	2,725	3,164	2,152	9,957					
PENRO Bohol					11,676	2,561	3,227	2,566	3,322	11,676					
PS					8,226	1,703	2,360	1,704	2,459	8,226					
MOOE					3,450	858	867	862	863	3,450					
PENRO Cebu					12,860	2,523	3,673	3,098	3,566	12,860					
PS					9,410	1,952	2,698	1,951	2,809	9,410					
MOOE					3,450	571	975	1,147	757	3,450					
PENRO Negros Oriental					11,503	2,444	3,169	2,741	3,149	11,503					
PS					6,650	1,383	1,906	1,383	1,978	6,650					
MOOE					4,853	1,061	1,263	1,358	1,171	4,853					
PENRO Siquijor					5,345	1,173	1,476	1,178	1,518	5,345					
PS					3,807	792	1,090	789	1,136	3,807					
MOOE					1,538	381	386	389	382	1,538					
Region VIII - Eastern Visayas					107,509	23,454	28,924	24,773	30,358	107,509					
Regional Office VIII - Proper					35,707	8,056	9,445	8,141	10,065	35,707					
PS					26,381	5,915	7,137	5,494	7,835	26,381					
MOOE					9,326	2,141	2,308	2,647	2,230	9,326					
PENRO Biliran					4,288	917	1,057	1,114	1,200	4,288					
PS					3,219	729	867	668	955	3,219					
MOOE					1,069	188	190	446	245	1,069					
PENRO Leyte					20,391	4,593	5,468	4,587	5,743	20,391					

FY 2019 FINANCIAL PLAN
(In Thousand Pesos)

Department : Department of Environment and Natural Resources (DENR)
 Agency : Office of the Secretary
 Operating Unit : ALL
 Organization Code (UACS) : 100010000000
 Report Status : ALL

Particulars 1	UACS CODE 2	Current Year's Obligation			Budget Year Obligation Program										
		Actual Jan.1-Sept.30 3	Estimate Oct.1-Dec.30 4	Total 5=3+4	Total 6=11+16	COMPREHENSIVE RELEASE					FOR LATER RELEASE(Negative List)				
						Q1 7	Q2 8	Q3 9	Q4 10	Sub Total 11=7+8+9+10	Q1 12	Q2 13	Q3 14	Q4 15	Sub Total 16=12+13+14+15
PS					16,397	3,672	4,441	3,414	4,870	16,397					
MOOE					3,994	921	1,027	1,173	873	3,994					
PENRO Southern Leyte					11,967	2,550	3,324	2,728	3,365	11,967					
PS					9,501	2,137	2,563	1,981	2,820	9,501					
MOOE					2,466	413	761	747	545	2,466					
PENRO Eastern Samar					12,403	2,673	3,473	2,844	3,413	12,403					
PS					10,129	2,282	2,724	2,100	3,023	10,129					
MOOE					2,274	391	749	744	390	2,274					
PENRO Northern Samar					9,703	2,002	2,542	2,340	2,819	9,703					
PS					6,323	1,422	1,703	1,314	1,884	6,323					
MOOE					3,380	580	839	1,026	935	3,380					
PENRO Western Samar					13,050	2,663	3,615	3,019	3,753	13,050					
PS					10,950	2,457	2,959	2,277	3,257	10,950					
MOOE					2,100	206	656	742	496	2,100					
Region IX - Zamboanga Peninsula					109,887	23,650	30,105	24,407	31,725	109,887					
Regional Office IX- Proper					47,887	10,616	13,050	10,690	13,531	47,887					
PS					37,243	8,338	10,092	7,762	11,051	37,243					
MOOE					10,644	2,278	2,958	2,928	2,480	10,644					
PENRO Zamboanga del Norte					25,101	5,468	6,724	5,414	7,495	25,101					
PS					24,294	5,459	6,551	5,045	7,239	24,294					
MOOE					807	9	173	369	256	807					
PENRO Zamboanga del Sur					13,019	2,712	3,607	2,885	3,815	13,019					
PS					12,053	2,712	3,245	2,502	3,594	12,053					
MOOE					966		362	383	221	966					
PENRO Zamboanga Sibugay					23,880	4,854	6,724	5,418	6,884	23,880					
PS					21,326	4,797	5,742	4,425	6,362	21,326					
MOOE					2,554	57	982	993	522	2,554					
Region X - Northern Mindanao					77,044	15,219	21,065	19,447	21,313	77,044					
Regional Office X - Proper					31,419	5,787	7,829	9,584	8,219	31,419					
PS					24,448	5,067	7,010	5,068	7,303	24,448					
MOOE					6,971	720	819	4,516	916	6,971					
PENRO Bukidnon					17,996	3,682	5,157	3,838	5,319	17,996					
PS					16,044	3,334	4,599	3,336	4,775	16,044					
MOOE					1,952	348	558	502	544	1,952					
PENRO Camiguin					3,318	697	965	743	913	3,318					
PS					2,719	566	779	567	807	2,719					
MOOE					599	131	186	176	106	599					
PENRO Lanao del Norte					8,099	1,684	2,325	1,746	2,344	8,099					
PS					7,168	1,492	2,054	1,493	2,129	7,168					
MOOE					931	192	271	253	215	931					
PENRO Misamis Occidental					7,496	1,556	2,210	1,635	2,095	7,496					
PS					6,355	1,322	1,821	1,323	1,889	6,355					
MOOE					1,141	234	389	312	206	1,141					
PENRO Misamis Oriental					8,716	1,813	2,579	1,901	2,423	8,716					
PS					7,400	1,540	2,123	1,541	2,196	7,400					
MOOE					1,316	273	456	360	227	1,316					
Region XI - Davao					81,700	17,577	22,344	18,835	22,944	81,700					
Regional Office XI - Proper					37,515	7,997	10,209	9,114	10,195	37,515					
PS					27,850	6,251	7,515	5,787	8,297	27,850					
MOOE					9,665	1,746	2,694	3,327	1,898	9,665					
PENRO Compostela Valley					7,796	1,690	2,160	1,701	2,245	7,796					
PS					7,023	1,570	1,904	1,464	2,085	7,023					
MOOE					773	120	256	237	160	773					
PENRO Davao del Norte					9,353	2,003	2,634	2,057	2,659	9,353					
PS					8,253	1,852	2,228	1,715	2,458	8,253					

FY 2019 FINANCIAL PLAN
(In Thousand Pesos)

Department : Department of Environment and Natural Resources (DENR)
 Agency : Office of the Secretary
 Operating Unit : ALL
 Organization Code (UACS) : 100010000000
 Report Status : ALL

Particulars	UACS CODE	Current Year's Obligation			Budget Year Obligation Program										
		Actual Jan.1-Sept.30	Estimate Oct.1-Dec.30	Total 5=3+4	Total 6=11+16	COMPREHENSIVE RELEASE					FOR LATER RELEASE(Negative List)				
						Q1	Q2	Q3	Q4	Sub Total 11=7+8+9+10	Q1	Q2	Q3	Q4	Sub Total 16=12+13+14+15
1	2	3	4	5=3+4	6=11+16	7	8	9	10	11=7+8+9+10	12	13	14	15	16=12+13+14+15
MOOE					1,100	151	406	342	201	1,100					
PENRO Davao del Sur					13,048	2,867	3,515	2,842	3,824	13,048					
PS					11,485	2,576	3,100	2,388	3,421	11,485					
MOOE					1,563	291	415	454	403	1,563					
PENRO Davao Oriental					13,670	2,962	3,724	3,013	3,971	13,670					
PS					12,285	2,752	3,323	2,557	3,653	12,285					
MOOE					1,385	210	401	456	318	1,385					
PENRO Davao Occidental					318	58	102	108	50	318					
MOOE					318	58	102	108	50	318					
Region XII - SOCCSKSARGEN					51,127	10,946	13,953	12,578	13,650	51,127					
Regional Office XII - Proper					27,667	6,078	7,369	7,055	7,165	27,667					
PS					15,127	3,377	4,116	3,168	4,466	15,127					
MOOE					12,540	2,701	3,253	3,887	2,699	12,540					
PENRO North Cotabato					8,164	1,519	2,377	2,167	2,101	8,164					
PS					5,611	1,252	1,524	1,173	1,662	5,611					
MOOE					2,553	267	853	994	439	2,553					
PENRO Saranggani					4,328	970	1,172	901	1,285	4,328					
PS					4,253	953	1,149	883	1,268	4,253					
MOOE					75	17	23	18	17	75					
PENRO South Cotabato					4,192	944	1,114	882	1,252	4,192					
PS					4,062	917	1,087	841	1,217	4,062					
MOOE					130	27	27	41	35	130					
PENRO Sultan Kudarat					6,776	1,435	1,921	1,573	1,847	6,776					
PS					5,531	1,238	1,497	1,149	1,647	5,531					
MOOE					1,245	197	424	424	200	1,245					
Region XIII - CARAGA					76,355	15,034	20,904	17,682	22,735	76,355					
Regional Office XIII - Proper					22,871	4,474	6,531	5,298	6,568	22,871					
PS					14,080	3,138	3,838	2,946	4,158	14,080					
MOOE					8,791	1,336	2,693	2,352	2,410	8,791					
PENRO Agusan del Norte					9,511	1,871	2,603	2,276	2,761	9,511					
PS					7,785	1,757	2,089	1,610	2,329	7,785					
MOOE					1,726	114	514	666	432	1,726					
PENRO Agusan del Sur					16,345	3,282	4,427	3,803	4,833	16,345					
PS					13,956	3,130	3,771	2,901	4,154	13,956					
MOOE					2,389	152	656	902	679	2,389					
PENRO Surigao del Norte					6,137	1,168	1,727	1,439	1,803	6,137					
PS					4,521	1,012	1,222	939	1,348	4,521					
MOOE					1,616	156	505	500	455	1,616					
PENRO Surigao del Sur					15,788	3,241	4,193	3,468	4,886	15,788					
PS					13,568	3,042	3,650	2,835	4,041	13,568					
MOOE					2,220	199	543	633	845	2,220					
PENRO Dinagat Islands					5,703	998	1,423	1,398	1,884	5,703					
PS					4,227	948	1,139	880	1,260	4,227					
MOOE					1,476	50	284	518	624	1,476					
For the requirements of the	3.10204E+14				227,133	55,897	57,229	55,620	58,387	227,133					
National Capital Region (NCR)					159,222	39,804	39,804	39,804	39,810	159,222					
Central Office					159,222	39,804	39,804	39,804	39,810	159,222					
PS					8,803	2,200	2,200	2,200	2,203	8,803					
MOOE					150,419	37,604	37,604	37,604	37,607	150,419					
Region I - Ilocos					4,389	1,007	1,157	917	1,308	4,389					
Regional Office I - Proper					4,389	1,007	1,157	917	1,308	4,389					
PS					4,389	1,007	1,157	917	1,308	4,389					
Cordillera Administrative Region (CAR)					2,922	672	774	615	861	2,922					
Regional Office CAR - Proper					2,922	672	774	615	861	2,922					
PS					2,922	672	774	615	861	2,922					

FY 2019 FINANCIAL PLAN
(In Thousand Pesos)

Department : Department of Environment and Natural Resources (DENR)
 Agency : Office of the Secretary
 Operating Unit : ALL
 Organization Code (UACS) : 100010000000
 Report Status : ALL

Particulars	UACS CODE	Current Year's Obligation			Budget Year Obligation Program										
		Actual	Estimate	Total	Total	COMPREHENSIVE RELEASE					FOR LATER RELEASE(Negative List)				
		Jan.1-Sept.30	Oct.1-Dec.30	5=3+4	6=11+16	Q1	Q2	Q3	Q4	Sub Total	Q1	Q2	Q3	Q4	Sub Total
1	2	3	4	5=3+4	6=11+16	7	8	9	10	11=7+8+9+10	12	13	14	15	16=12+13+14+15
Region II - Cagayan Valley					4,931	1,233	1,233	1,233	1,232	4,931					
Regional Office II - Proper					4,931	1,233	1,233	1,233	1,232	4,931					
PS					4,931	1,233	1,233	1,233	1,232	4,931					
Region III - Central Luzon					4,915	1,041	1,132	1,050	1,692	4,915					
Regional Office III - Proper					4,915	1,041	1,132	1,050	1,692	4,915					
PS					4,915	1,041	1,132	1,050	1,692	4,915					
Region IVA - CALABARZON					4,130	935	1,098	869	1,228	4,130					
Regional Office IVA - Proper					4,130	935	1,098	869	1,228	4,130					
PS					4,130	935	1,098	869	1,228	4,130					
Region IVB - MIMAROPA					3,759	939	940	940	940	3,759					
Regional Office IV-B - Proper					3,759	939	940	940	940	3,759					
PS					3,759	939	940	940	940	3,759					
Region V - Bicol					4,941	1,236	1,235	1,235	1,235	4,941					
Regional Office V - Proper					4,941	1,236	1,235	1,235	1,235	4,941					
PS					4,941	1,236	1,235	1,235	1,235	4,941					
Region VI - Western Visayas					4,438	1,110	1,109	1,110	1,109	4,438					
Regional Office VI - Proper					4,438	1,110	1,109	1,110	1,109	4,438					
PS					4,438	1,110	1,109	1,110	1,109	4,438					
Region VII - Central Visayas					4,632	974	1,312	974	1,372	4,632					
Regional Office VII - Proper					4,632	974	1,312	974	1,372	4,632					
PS					4,632	974	1,312	974	1,372	4,632					
Region VIII - Eastern Visayas					5,185	1,297	1,296	1,296	1,296	5,185					
Regional Office VIII - Proper					5,185	1,297	1,296	1,296	1,296	5,185					
PS					5,185	1,297	1,296	1,296	1,296	5,185					
Region IX - Zamboanga Peninsula					3,731	852	987	780	1,112	3,731					
Regional Office IX- Proper					3,731	852	987	780	1,112	3,731					
PS					3,731	852	987	780	1,112	3,731					
Region X - Northern Mindanao					5,124	1,093	1,449	1,093	1,489	5,124					
Regional Office X - Proper					5,124	1,093	1,449	1,093	1,489	5,124					
PS					5,124	1,093	1,449	1,093	1,489	5,124					
Region XI - Davao					4,728	1,182	1,182	1,182	1,182	4,728					
Regional Office XI - Proper					4,728	1,182	1,182	1,182	1,182	4,728					
PS					4,728	1,182	1,182	1,182	1,182	4,728					
Region XII - SOCCSKSARGEN					5,028	1,257	1,257	1,257	1,257	5,028					
Regional Office XII - Proper					5,028	1,257	1,257	1,257	1,257	5,028					
PS					5,028	1,257	1,257	1,257	1,257	5,028					
Region XIII - CARAGA					5,058	1,265	1,264	1,265	1,264	5,058					
Regional Office XIII - Proper					5,058	1,265	1,264	1,265	1,264	5,058					
PS					5,058	1,265	1,264	1,265	1,264	5,058					
FOREST AND WATERSHED MANAGEMENT SUB-	3.10205E+14				6,922,499	3,036,109	1,586,969	1,265,903	1,033,518	6,922,499					
Forest Development, Rehabilitation,	3.10205E+14				6,642,499	2,889,118	1,547,962	1,207,865	997,554	6,642,499					
National Capital Region (NCR)					190,203	45,304	52,912	43,754	48,233	190,203					
Central Office					120,790	30,197	30,197	30,197	30,199	120,790					
MOOE					17,868	4,467	4,467	4,467	4,467	17,868					
CO					102,922	25,730	25,730	25,730	25,732	102,922					
Forest Management Bureau (FMB)					45,000	9,260	15,405	8,288	12,047	45,000					
MOOE					44,000	8,260	15,405	8,288	12,047	44,000					
CO					1,000	1,000				1,000					
NCR - Proper					24,413	5,847	7,310	5,269	5,987	24,413					
PS					12,563	2,639	3,591	2,616	3,717	12,563					
MOOE					7,620	1,691	1,981	1,816	2,132	7,620					
CO					4,230	1,517	1,738	837	138	4,230					
Region I - Ilocos					354,114	275,636	26,579	23,151	28,748	354,114					
Regional Office I - Proper					15,214	3,586	3,841	3,843	3,944	15,214					
PS					6,145	1,373	1,673	1,287	1,812	6,145					

FY 2019 FINANCIAL PLAN
(In Thousand Pesos)

Department : Department of Environment and Natural Resources (DENR)
 Agency : Office of the Secretary
 Operating Unit : ALL
 Organization Code (UACS) : 100010000000
 Report Status : ALL

Particulars 1	UACS CODE 2	Current Year's Obligation			Budget Year Obligation Program										
		Actual Jan.1-Sept.30 3	Estimate Oct.1-Dec.30 4	Total 5=3+4	Total 6=11+16	COMPREHENSIVE RELEASE					FOR LATER RELEASE(Negative List)				
						Q1 7	Q2 8	Q3 9	Q4 10	Sub Total 11=7+8+9+10	Q1 12	Q2 13	Q3 14	Q4 15	Sub Total 16=12+13+14+15
MOOE					8,989	2,133	2,168	2,556	2,132	8,989					
CO					80	80				80					
PENRO Ilocos Norte					139,352	117,687	7,189	6,294	8,182	139,352					
PS					14,558	3,270	3,930	3,035	4,323	14,558					
MOOE					13,635	3,258	3,259	3,259	3,859	13,635					
CO					111,159	111,159				111,159					
PENRO Ilocos Sur					62,788	47,461	5,278	4,381	5,668	62,788					
PS					14,562	3,269	3,933	3,036	4,324	14,562					
MOOE					5,378	1,344	1,345	1,345	1,344	5,378					
CO					42,848	42,848				42,848					
PENRO La Union					16,962	10,701	2,177	1,791	2,293	16,962					
PS					6,140	1,365	1,681	1,295	1,799	6,140					
MOOE					1,981	495	496	496	494	1,981					
CO					8,841	8,841				8,841					
PENRO Pangasinan					119,798	96,201	8,094	6,842	8,661	119,798					
PS					20,342	4,573	5,484	4,232	6,053	20,342					
MOOE					10,437	2,609	2,610	2,610	2,608	10,437					
CO					89,019	89,019				89,019					
Cordillera Administrative Region (CAR)					418,320	237,753	63,232	62,829	54,506	418,320					
Regional Office CAR - Proper					26,691	5,802	6,902	5,788	8,199	26,691					
PS					17,568	3,908	4,802	3,686	5,172	17,568					
MOOE					9,043	1,814	2,100	2,102	3,027	9,043					
CO					80	80				80					
PENRO Abra					130,816	107,429	8,003	6,850	8,534	130,816					
PS					18,714	4,204	5,045	3,891	5,574	18,714					
MOOE					11,835	2,958	2,958	2,959	2,960	11,835					
CO					100,267	100,267				100,267					
PENRO Apayao					71,323	48,611	7,404	7,070	8,238	71,323					
PS					24,980	5,678	6,682	5,161	7,459	24,980					
MOOE					5,384	1,974	722	1,909	779	5,384					
CO					40,959	40,959				40,959					
PENRO Benguet					70,574	7,675	23,458	29,095	10,346	70,574					
PS					19,680	4,433	5,290	4,078	5,879	19,680					
MOOE					5,767	1,371	1,381	1,545	1,470	5,767					
CO					45,127	1,871	16,787	23,472	2,997	45,127					
PENRO Ifugao					28,442	12,563	5,465	4,328	6,086	28,442					
PS					18,365	4,127	4,955	3,818	5,465	18,365					
MOOE					2,148	507	510	510	621	2,148					
CO					7,929	7,929				7,929					
PENRO Kalinga					32,076	14,134	6,192	4,937	6,813	32,076					
PS					20,631	4,661	5,528	4,275	6,167	20,631					
MOOE					2,630	658	664	662	646	2,630					
CO					8,815	8,815				8,815					
PENRO Mt. Province					58,398	41,539	5,808	4,761	6,290	58,398					
PS					17,043	3,836	4,589	3,542	5,076	17,043					
MOOE					4,866	1,214	1,219	1,219	1,214	4,866					
CO					36,489	36,489				36,489					
Region II - Cagayan Valley					449,659	87,197	104,788	133,923	123,751	449,659					
Regional Office II - Proper					20,966	4,803	5,675	4,975	5,513	20,966					
PS					11,038	2,456	3,018	2,317	3,247	11,038					
MOOE					9,848	2,267	2,657	2,658	2,266	9,848					
CO					80	80				80					
PENRO Batanes					7,320	1,877	1,866	1,586	1,991	7,320					
PS					5,580	1,238	1,534	1,177	1,631	5,580					
MOOE					1,178	294	295	294	295	1,178					

FY 2019 FINANCIAL PLAN
(In Thousand Pesos)

Department : Department of Environment and Natural Resources (DENR)
 Agency : Office of the Secretary
 Operating Unit : ALL
 Organization Code (UACS) : 100010000000
 Report Status : ALL

Particulars	UACS CODE	Current Year's Obligation			Budget Year Obligation Program										
		Actual Jan.1-Sept.30	Estimate Oct.1-Dec.30	Total 5=3+4	Total 6=11+16	COMPREHENSIVE RELEASE					FOR LATER RELEASE(Negative List)				
						Q1	Q2	Q3	Q4	Sub Total 11=7+8+9+10	Q1	Q2	Q3	Q4	Sub Total 16=12+13+14+15
1	2	3	4	5=3+4	6=11+16	7	8	9	10	11=7+8+9+10	12	13	14	15	16=12+13+14+15
CO				562	562	345	37	115	65	562					
PENRO Cagayan				168,628	168,628	20,962	31,405	65,736	50,525	168,628					
PS				39,789	39,789	8,950	10,719	8,262	11,858	39,789					
MOOE				18,406	18,406	4,250	4,718	4,718	4,720	18,406					
CO				110,433	110,433	7,762	15,968	52,756	33,947	110,433					
PENRO Isabela				156,882	156,882	38,110	40,092	37,373	41,307	156,882					
PS				43,807	43,807	9,840	11,823	9,105	13,039	43,807					
MOOE				12,517	12,517	3,130	3,129	3,129	3,129	12,517					
CO				100,558	100,558	25,140	25,140	25,139	25,139	100,558					
PENRO Nueva Vizcaya				43,270	43,270	6,884	10,974	13,976	11,436	43,270					
PS				15,950	15,950	3,567	4,333	3,331	4,719	15,950					
MOOE				3,753	3,753	939	938	938	938	3,753					
CO				23,567	23,567	2,378	5,703	9,707	5,779	23,567					
PENRO Quirino				52,593	52,593	14,561	14,776	10,277	12,979	52,593					
PS				15,475	15,475	3,465	4,197	3,230	4,583	15,475					
MOOE				4,451	4,451	1,113	1,113	1,113	1,112	4,451					
CO				32,667	32,667	9,983	9,466	5,934	7,284	32,667					
Region III - Central Luzon				319,336	319,336	69,521	92,050	74,832	82,933	319,336					
Regional Office III - Proper				8,377	8,377	1,224	2,689	1,515	2,949	8,377					
PS				723	723	147	208	149	219	723					
MOOE				7,124	7,124	1,077	2,401	1,366	2,280	7,124					
CO				530	530		80		450	530					
PENRO Aurora				47,465	47,465	9,248	13,562	10,656	13,999	47,465					
PS				15,088	15,088	3,105	4,330	3,107	4,546	15,088					
MOOE				4,641	4,641	1,700	981	980	980	4,641					
CO				27,736	27,736	4,443	8,251	6,569	8,473	27,736					
PENRO Bataan				29,685	29,685	9,117	7,702	6,571	6,295	29,685					
PS				8,966	8,966	1,853	2,572	1,854	2,687	8,966					
MOOE				3,656	3,656	1,437	821	709	689	3,656					
CO				17,063	17,063	5,827	4,309	4,008	2,919	17,063					
PENRO Bulacan				52,224	52,224	10,161	14,865	15,307	11,891	52,224					
PS				13,094	13,094	2,701	3,757	2,703	3,933	13,094					
MOOE				5,996	5,996	2,128	1,288	1,290	1,290	5,996					
CO				33,134	33,134	5,332	9,820	11,314	6,668	33,134					
PENRO Nueva Ecija				46,819	46,819	10,874	12,902	13,855	9,188	46,819					
PS				15,755	15,755	3,246	4,521	3,247	4,741	15,755					
MOOE				6,345	6,345	3,477	957	956	955	6,345					
CO				24,719	24,719	4,151	7,424	9,652	3,492	24,719					
PENRO Pampanga				23,424	23,424	4,863	7,891	4,456	6,214	23,424					
PS				6,924	6,924	1,427	1,987	1,428	2,082	6,924					
MOOE				3,613	3,613	1,400	769	725	719	3,613					
CO				12,887	12,887	2,036	5,135	2,303	3,413	12,887					
PENRO Tarlac				59,535	59,535	13,221	15,438	16,050	14,826	59,535					
PS				11,712	11,712	2,306	3,361	2,520	3,525	11,712					
MOOE				11,491	11,491	3,712	2,680	2,550	2,549	11,491					
CO				36,332	36,332	7,203	9,397	10,980	8,752	36,332					
PENRO Zambales				51,807	51,807	10,813	17,001	6,422	17,571	51,807					
PS				13,671	13,671	2,815	3,923	2,818	4,115	13,671					
MOOE				7,419	7,419	2,950	1,726	1,124	1,619	7,419					
CO				30,717	30,717	5,048	11,352	2,480	11,837	30,717					
Region IVA - CALABARZON				280,316	280,316	58,806	105,598	68,076	47,836	280,316					
Ecosystems Research and Development				36,453	36,453	7,290	10,940	9,116	9,107	36,453					
MOOE				31,213	31,213	6,242	9,368	7,806	7,797	31,213					
CO				5,240	5,240	1,048	1,572	1,310	1,310	5,240					
Regional Office IVA - Proper				23,753	23,753	5,219	9,357	4,797	4,380	23,753					

FY 2019 FINANCIAL PLAN
(In Thousand Pesos)

Department : Department of Environment and Natural Resources (DENR)
 Agency : Office of the Secretary
 Operating Unit : ALL
 Organization Code (UACS) : 100010000000
 Report Status : ALL

Particulars 1	UACS CODE 2	Current Year's Obligation			Budget Year Obligation Program										
		Actual Jan.1-Sept.30 3	Estimate Oct.1-Dec.30 4	Total 5=3+4	Total 6=11+16	COMPREHENSIVE RELEASE					FOR LATER RELEASE(Negative List)				
						Q1 7	Q2 8	Q3 9	Q4 10	Sub Total 11=7+8+9+10	Q1 12	Q2 13	Q3 14	Q4 15	Sub Total 16=12+13+14+15
PS					11,635	2,625	3,121	2,407	3,482	11,635					
MOOE					12,038	2,514	6,236	2,390	898	12,038					
CO					80	80				80					
PENRO Batangas					28,839	19,033	3,255	3,048	3,503	28,839					
PS					10,309	2,306	2,798	2,155	3,050	10,309					
MOOE					3,175	1,372	457	893	453	3,175					
CO					15,355	15,355				15,355					
PENRO Cavite					13,894	4,199	3,661	2,909	3,125	13,894					
PS					8,977	1,998	2,452	1,884	2,643	8,977					
MOOE					1,647	501	389	375	382	1,647					
CO					3,270	1,700	820	650	100	3,270					
PENRO Laguna					27,962	2,917	9,766	9,825	5,454	27,962					
PS					7,680	1,722	2,075	1,597	2,286	7,680					
MOOE					3,594	757	808	1,243	786	3,594					
CO					16,688	438	6,883	6,985	2,382	16,688					
PENRO Quezon					128,712	16,749	60,085	33,429	18,449	128,712					
PS					29,957	6,713	8,107	6,240	8,897	29,957					
MOOE					10,974	4,535	2,067	2,311	2,061	10,974					
CO					87,781	5,501	49,911	24,878	7,491	87,781					
PENRO Rizal					20,703	3,399	8,534	4,952	3,818	20,703					
PS					6,254	1,409	1,679	1,296	1,870	6,254					
MOOE					2,822	1,156	555	556	555	2,822					
CO					11,627	834	6,300	3,100	1,393	11,627					
Region IVB - MIMAROPA					601,261	453,371	62,890	37,110	47,890	601,261					
Regional Office IV-B - Proper					38,826	14,560	13,320	5,433	5,513	38,826					
PS					10,297	2,280	2,829	2,168	3,020	10,297					
MOOE					25,965	9,716	10,491	3,265	2,493	25,965					
CO					2,564	2,564				2,564					
PENRO Marinduque					22,392	15,045	2,825	1,912	2,610	22,392					
PS					7,633	1,721	2,050	1,582	2,280	7,633					
MOOE					2,210	775	775	330	330	2,210					
CO					12,549	12,549				12,549					
PENRO Occidental Mindoro					155,052	131,252	10,226	5,922	7,652	155,052					
PS					19,277	4,332	5,197	4,009	5,739	19,277					
MOOE					13,883	5,028	5,029	1,913	1,913	13,883					
CO					121,892	121,892				121,892					
PENRO Oriental Mindoro					113,952	88,083	10,196	6,713	8,960	113,952					
PS					25,441	5,698	6,892	5,303	7,548	25,441					
MOOE					9,428	3,302	3,304	1,410	1,412	9,428					
CO					79,083	79,083				79,083					
PENRO Palawan					249,983	191,787	23,114	14,932	20,150	249,983					
PS					58,224	13,066	15,726	12,107	17,325	58,224					
MOOE					19,463	6,425	7,388	2,825	2,825	19,463					
CO					172,296	172,296				172,296					
PENRO Romblon					21,056	12,644	3,209	2,198	3,005	21,056					
PS					9,184	2,058	2,484	1,917	2,725	9,184					
MOOE					2,011	725	725	281	280	2,011					
CO					9,861	9,861				9,861					
Region V - Bicol					420,556	321,216	34,695	31,609	33,036	420,556					
Regional Office V - Proper					73,433	43,106	10,882	11,299	8,146	73,433					
PS					9,392	1,972	2,687	1,970	2,763	9,392					
MOOE					28,289	5,382	8,195	9,329	5,383	28,289					
CO					35,752	35,752				35,752					
PENRO Albay					26,635	17,502	2,871	2,727	3,535	26,635					
PS					9,217	2,497	2,067	1,922	2,731	9,217					

FY 2019 FINANCIAL PLAN
(In Thousand Pesos)

Department : Department of Environment and Natural Resources (DENR)
 Agency : Office of the Secretary
 Operating Unit : ALL
 Organization Code (UACS) : 100010000000
 Report Status : ALL

Particulars	UACS CODE	Current Year's Obligation			Budget Year Obligation Program										
		Actual Jan.1-Sept.30	Estimate Oct.1-Dec.30	Total 5=3+4	Total 6=11+16	COMPREHENSIVE RELEASE					FOR LATER RELEASE(Negative List)				
						Q1	Q2	Q3	Q4	Sub Total 11=7+8+9+10	Q1	Q2	Q3	Q4	Sub Total 16=12+13+14+15
1	2	3	4	5=3+4	6=11+16	7	8	9	10	11=7+8+9+10	12	13	14	15	16=12+13+14+15
MOOE					3,217	804	804	805	804	3,217					
CO					14,201	14,201				14,201					
PENRO Camarines Norte					80,564	68,503	4,185	3,636	4,240	80,564					
PS					7,173	1,509	2,053	1,504	2,107	7,173					
MOOE					8,529	2,132	2,132	2,132	2,133	8,529					
CO					64,862	64,862				64,862					
PENRO Camarines Sur					155,350	131,856	8,180	6,960	8,354	155,350					
PS					15,404	3,201	4,416	3,196	4,591	15,404					
MOOE					15,055	3,764	3,764	3,764	3,763	15,055					
CO					124,891	124,891				124,891					
PENRO Catanduanes					21,713	15,365	2,234	1,832	2,282	21,713					
PS					5,201	1,090	1,488	1,086	1,537	5,201					
MOOE					2,983	746	746	746	745	2,983					
CO					13,529	13,529				13,529					
PENRO Masbate					44,087	32,314	4,150	3,385	4,238	44,087					
PS					9,948	2,083	2,847	2,082	2,936	9,948					
MOOE					5,211	1,303	1,303	1,303	1,302	5,211					
CO					28,928	28,928				28,928					
PENRO Sorsogon					18,774	12,570	2,193	1,770	2,241	18,774					
PS					5,500	1,154	1,573	1,151	1,622	5,500					
MOOE					2,478	620	620	619	619	2,478					
CO					10,796	10,796				10,796					
Region VI - Western Visayas					524,977	374,790	53,978	47,729	48,480	524,977					
Regional Office VI - Proper					64,183	16,021	20,004	16,948	11,210	64,183					
PS					22,078	4,897	6,057	4,638	6,486	22,078					
MOOE					40,139	9,158	13,947	12,310	4,724	40,139					
CO					1,966	1,966				1,966					
PENRO Aklan					39,768	24,496	5,269	4,277	5,726	39,768					
PS					16,148	3,634	4,349	3,358	4,807	16,148					
MOOE					3,676	918	920	919	919	3,676					
CO					19,944	19,944				19,944					
PENRO Antique					55,843	41,368	4,599	4,920	4,956	55,843					
PS					14,657	3,298	3,951	3,049	4,359	14,657					
MOOE					4,939	1,823	648	1,871	597	4,939					
CO					36,247	36,247				36,247					
PENRO Capiz					62,503	51,294	3,676	3,457	4,076	62,503					
PS					8,524	1,921	2,294	1,775	2,534	8,524					
MOOE					6,457	1,851	1,382	1,682	1,542	6,457					
CO					47,522	47,522				47,522					
PENRO Iloilo					120,737	94,884	8,919	7,412	9,522	120,737					
PS					23,276	5,241	6,261	4,827	6,947	23,276					
MOOE					10,403	2,585	2,658	2,585	2,575	10,403					
CO					87,058	87,058				87,058					
PENRO Guimaras					11,987	4,520	2,545	2,080	2,842	11,987					
PS					8,203	1,847	2,210	1,709	2,437	8,203					
MOOE					1,480	369	335	371	405	1,480					
CO					2,304	2,304				2,304					
PENRO Negros Occidental					169,956	142,207	8,966	8,635	10,148	169,956					
PS					20,119	4,533	5,411	4,178	5,997	20,119					
MOOE					14,969	2,806	3,555	4,457	4,151	14,969					
CO					134,868	134,868				134,868					
Region VII - Central Visayas					306,589	216,640	31,904	26,385	31,660	306,589					
Regional Office VII - Proper					13,938	2,991	3,384	2,910	4,653	13,938					
PS					6,268	1,318	1,790	1,317	1,843	6,268					
MOOE					7,590	1,593	1,594	1,593	2,810	7,590					

FY 2019 FINANCIAL PLAN
(In Thousand Pesos)

Department : Department of Environment and Natural Resources (DENR)
 Agency : Office of the Secretary
 Operating Unit : ALL
 Organization Code (UACS) : 100010000000
 Report Status : ALL

Particulars 1	UACS CODE 2	Current Year's Obligation			Budget Year Obligation Program											
		Actual Jan.1-Sept.30 3	Estimate Oct.1-Dec.30 4	Total 5=3+4	Total 6=11+16	COMPREHENSIVE RELEASE					FOR LATER RELEASE(Negative List)					
						Q1 7	Q2 8	Q3 9	Q4 10	Sub Total 11=7+8+9+10	Q1 12	Q2 13	Q3 14	Q4 15	Sub Total 16=12+13+14+15	
CO					80	80					80					
PENRO Bohol					90,390	66,701	8,635	7,036	8,018	90,390						
PS					20,443	4,259	5,855	4,258	6,071	20,443						
MOOE					10,284	2,779	2,780	2,778	1,947	10,284						
CO					59,663	59,663				59,663						
PENRO Cebu					80,121	57,821	8,011	6,416	7,873	80,121						
PS					20,141	4,177	5,772	4,177	6,015	20,141						
MOOE					8,576	2,240	2,239	2,239	1,858	8,576						
CO					51,404	51,404				51,404						
PENRO Negros Oriental					114,069	86,409	9,965	8,544	9,151	114,069						
PS					18,251	3,806	5,226	3,806	5,413	18,251						
MOOE					17,953	4,738	4,739	4,738	3,738	17,953						
CO					77,865	77,865				77,865						
PENRO Siquijor					8,071	2,718	1,909	1,479	1,965	8,071						
PS					5,638	1,181	1,610	1,180	1,667	5,638						
MOOE					1,195	299	299	299	298	1,195						
CO					1,238	1,238				1,238						
Region VIII - Eastern Visayas					350,302	242,329	37,354	30,861	39,758	350,302						
Regional Office VIII - Proper					27,588	6,699	7,224	6,005	7,660	27,588						
PS					19,414	4,335	5,286	4,068	5,725	19,414						
MOOE					8,094	2,284	1,938	1,937	1,935	8,094						
CO					80	80				80						
PENRO Biliran					13,305	7,548	2,007	1,664	2,086	13,305						
PS					5,553	1,243	1,508	1,164	1,638	5,553						
MOOE					2,255	808	499	500	448	2,255						
CO					5,497	5,497				5,497						
PENRO Leyte					61,862	43,138	6,486	5,283	6,955	61,862						
PS					19,195	4,291	5,213	4,009	5,682	19,195						
MOOE					6,894	3,074	1,273	1,274	1,273	6,894						
CO					35,773	35,773				35,773						
PENRO Southern Leyte					32,661	18,437	4,945	3,945	5,334	32,661						
PS					15,962	3,570	4,335	3,335	4,722	15,962						
MOOE					3,570	1,738	610	610	612	3,570						
CO					13,129	13,129				13,129						
PENRO Eastern Samar					68,949	52,467	5,694	4,737	6,051	68,949						
PS					15,106	3,372	4,111	3,154	4,469	15,106						
MOOE					7,526	2,778	1,583	1,583	1,582	7,526						
CO					46,317	46,317				46,317						
PENRO Northern Samar					72,668	58,031	5,048	4,255	5,334	72,668						
PS					12,608	2,814	3,434	2,640	3,720	12,608						
MOOE					8,157	3,314	1,614	1,615	1,614	8,157						
CO					51,903	51,903				51,903						
PENRO Western Samar					73,269	56,009	5,950	4,972	6,338	73,269						
PS					15,520	3,471	4,213	3,235	4,601	15,520						
MOOE					8,574	3,363	1,737	1,737	1,737	8,574						
CO					49,175	49,175				49,175						
Region IX - Zamboanga Peninsula					523,724	80,811	227,778	125,487	89,648	523,724						
Regional Office IX- Proper					36,395	8,613	9,558	9,565	8,659	36,395						
PS					19,119	4,292	5,162	3,973	5,692	19,119						
MOOE					17,130	4,175	4,396	5,592	2,967	17,130						
CO					146	146				146						
PENRO Zamboanga del Norte					205,756	31,175	89,546	44,153	40,882	205,756						
PS					32,609	7,320	8,805	6,779	9,705	32,609						
MOOE					22,523	5,136	6,784	5,997	4,606	22,523						
CO					150,624	18,719	73,957	31,377	26,571	150,624						

FY 2019 FINANCIAL PLAN
(In Thousand Pesos)

Department : Department of Environment and Natural Resources (DENR)
 Agency : Office of the Secretary
 Operating Unit : ALL
 Organization Code (UACS) : 100010000000
 Report Status : ALL

Particulars	UACS CODE	Current Year's Obligation			Budget Year Obligation Program										
		Actual Jan.1-Sept.30	Estimate Oct.1-Dec.30	Total 5=3+4	Total 6=11+16	COMPREHENSIVE RELEASE					FOR LATER RELEASE(Negative List)				
						Q1	Q2	Q3	Q4	Sub Total 11=7+8+9+10	Q1	Q2	Q3	Q4	Sub Total 16=12+13+14+15
1	2	3	4	5=3+4	6=11+16	7	8	9	10	11=7+8+9+10	12	13	14	15	16=12+13+14+15
PENRO Zamboanga del Sur					89,710	16,241	36,395	22,631	14,443	89,710					
PS					17,413	3,900	4,718	3,629	5,166	17,413					
MOOE					10,495	2,016	2,025	3,027	3,427	10,495					
CO					61,802	10,325	29,652	15,975	5,850	61,802					
PENRO Zamboanga Sibugay					191,863	24,782	92,279	49,138	25,664	191,863					
PS					39,390	8,874	10,586	8,165	11,765	39,390					
MOOE					20,603	7,784	4,543	4,542	3,734	20,603					
CO					131,870	8,124	77,150	36,431	10,165	131,870					
Region X - Northern Mindanao					313,881	70,739	146,660	62,538	33,944	313,881					
Regional Office X - Proper					19,170	4,410	5,261	4,378	5,121	19,170					
PS					10,391	2,180	2,971	2,180	3,060	10,391					
MOOE					8,241	2,060	2,060	2,060	2,061	8,241					
CO					538	170	230	138		538					
PENRO Bukidnon					87,792	21,110	35,579	21,031	10,072	87,792					
PS					26,567	5,533	7,610	5,535	7,889	26,567					
MOOE					15,935	5,783	5,784	2,185	2,183	15,935					
CO					45,290	9,794	22,185	13,311		45,290					
PENRO Camiguin					5,663	1,311	1,610	1,247	1,495	5,663					
PS					4,231	882	1,209	883	1,257	4,231					
MOOE					956	238	239	241	238	956					
CO					476	191	162	123		476					
PENRO Lanao del Norte					98,957	21,207	53,613	17,289	6,848	98,957					
PS					16,259	3,395	4,654	3,395	4,815	16,259					
MOOE					12,157	4,044	4,047	2,033	2,033	12,157					
CO					70,541	13,768	44,912	11,861		70,541					
PENRO Misamis Occidental					21,396	5,013	8,373	4,185	3,825	21,396					
PS					11,424	2,388	3,269	2,391	3,376	11,424					
MOOE					2,399	750	750	450	449	2,399					
CO					7,573	1,875	4,354	1,344		7,573					
PENRO Misamis Oriental					80,903	17,688	42,224	14,408	6,583	80,903					
PS					16,713	3,485	4,785	3,486	4,957	16,713					
MOOE					10,101	3,424	3,426	1,625	1,626	10,101					
CO					54,089	10,779	34,013	9,297		54,089					
Region XI - Davao					442,695	164,182	145,302	80,918	52,293	442,695					
Regional Office XI - Proper					20,306	4,437	6,283	4,632	4,954	20,306					
PS					9,671	2,149	2,644	2,032	2,846	9,671					
MOOE					10,153	2,108	3,337	2,600	2,108	10,153					
CO					482	180	302			482					
PENRO Compostela Valley					81,941	22,159	37,114	14,572	8,096	81,941					
PS					18,953	4,253	5,115	3,946	5,639	18,953					
MOOE					9,128	2,035	2,775	2,756	1,562	9,128					
CO					53,860	15,871	29,224	7,870	895	53,860					
PENRO Davao del Norte					58,634	8,371	27,597	15,091	7,575	58,634					
PS					17,735	3,978	4,790	3,693	5,274	17,735					
MOOE					6,306	1,321	1,941	1,943	1,101	6,306					
CO					34,593	3,072	20,866	9,455	1,200	34,593					
PENRO Davao del Sur					110,550	27,814	43,668	24,937	14,131	110,550					
PS					24,343	5,472	6,559	5,052	7,260	24,343					
MOOE					11,760	3,182	4,349	2,258	1,971	11,760					
CO					74,447	19,160	32,760	17,627	4,900	74,447					
PENRO Davao Oriental					130,935	90,210	15,902	9,477	15,346	130,935					
PS					33,167	7,457	8,933	6,889	9,888	33,167					
MOOE					13,165	3,506	4,613	2,588	2,458	13,165					
CO					84,603	79,247	2,356		3,000	84,603					
PENRO Davao Occidental					40,329	11,191	14,738	12,209	2,191	40,329					

FY 2019 FINANCIAL PLAN
(In Thousand Pesos)

Department : Department of Environment and Natural Resources (DENR)
 Agency : Office of the Secretary
 Operating Unit : ALL
 Organization Code (UACS) : 100010000000
 Report Status : ALL

Particulars	UACS CODE	Current Year's Obligation			Budget Year Obligation Program										
		Actual Jan.1-Sept.30	Estimate Oct.1-Dec.30	Total 5=3+4	Total 6=11+16	COMPREHENSIVE RELEASE					FOR LATER RELEASE(Negative List)				
						Q1	Q2	Q3	Q4	Sub Total 11=7+8+9+10	Q1	Q2	Q3	Q4	Sub Total 16=12+13+14+15
1	2	3	4	5=3+4	6=11+16	7	8	9	10	11=7+8+9+10	12	13	14	15	16=12+13+14+15
MOOE					5,675	1,451	2,116	1,117	991	5,675					
CO					34,654	9,740	12,622	11,092	1,200	34,654					
Region XII - SOCCSKSARGEN					373,410	65,928	121,702	106,556	79,224	373,410					
Regional Office XII - Proper					31,306	5,842	9,777	7,352	8,335	31,306					
PS					14,978	3,331	4,093	3,141	4,413	14,978					
MOOE					15,630	2,356	5,449	4,057	3,768	15,630					
CO					698	155	235	154	154	698					
PENRO North Cotabato					92,860	16,907	30,003	26,059	19,891	92,860					
PS					19,218	4,285	5,230	4,013	5,690	19,218					
MOOE					8,315	1,882	2,182	2,183	2,068	8,315					
CO					65,327	10,740	22,591	19,863	12,133	65,327					
PENRO Saranggani					72,891	12,406	24,763	20,943	14,779	72,891					
PS					12,870	2,861	3,514	2,691	3,804	12,870					
MOOE					6,916	1,615	1,815	1,816	1,670	6,916					
CO					53,105	7,930	19,434	16,436	9,305	53,105					
PENRO South Cotabato					89,760	15,211	29,232	27,388	17,929	89,760					
PS					13,283	2,961	3,615	2,772	3,935	13,283					
MOOE					8,562	2,082	2,282	2,283	1,915	8,562					
CO					67,915	10,168	23,335	22,333	12,079	67,915					
PENRO Sultan Kudarat					86,593	15,562	27,927	24,814	18,290	86,593					
PS					14,983	3,356	4,055	3,117	4,455	14,983					
MOOE					8,029	1,827	2,127	2,127	1,948	8,029					
CO					63,581	10,379	21,745	19,570	11,887	63,581					
Region XIII - CARAGA					773,156	124,895	240,540	252,107	155,614	773,156					
Regional Office XIII - Proper					182,620	29,245	68,132	55,572	29,671	182,620					
PS					11,116	2,474	3,037	2,330	3,275	11,116					
MOOE					57,557	13,955	13,956	15,687	13,959	57,557					
CO					113,947	12,816	51,139	37,555	12,437	113,947					
PENRO Agusan del Norte					122,085	23,369	36,171	37,400	25,145	122,085					
PS					30,772	6,975	8,201	6,345	9,251	30,772					
MOOE					10,164	2,538	2,538	2,538	2,550	10,164					
CO					81,149	13,856	25,432	28,517	13,344	81,149					
PENRO Agusan del Sur					292,252	41,640	75,807	113,827	60,978	292,252					
PS					20,056	4,496	5,424	4,170	5,966	20,056					
MOOE					26,020	5,042	7,232	7,434	6,312	26,020					
CO					246,176	32,102	63,151	102,223	48,700	246,176					
PENRO Surigao del Norte					31,724	6,686	9,308	6,557	9,173	31,724					
PS					17,959	4,030	4,830	3,724	5,375	17,959					
MOOE					2,507	586	607	622	692	2,507					
CO					11,258	2,070	3,871	2,211	3,106	11,258					
PENRO Surigao del Sur					125,502	19,413	46,196	34,522	25,371	125,502					
PS					42,752	9,682	11,358	8,789	12,923	42,752					
MOOE					9,645	2,142	2,499	2,493	2,511	9,645					
CO					73,105	7,589	32,339	23,240	9,937	73,105					
PENRO Dinagat Islands					18,973	4,542	4,926	4,229	5,276	18,973					
PS					11,420	2,558	3,077	2,380	3,405	11,420					
MOOE					2,063	521	505	507	530	2,063					
CO					5,490	1,463	1,344	1,342	1,341	5,490					
Soil Conservation and Watershed Management including River Basin	3.10205E+14				280,000	146,991	39,007	58,038	35,964	280,000					
National Capital Region (NCR)					27,450	7,336	6,453	6,382	7,279	27,450					
Central Office					22,850	5,712	5,712	5,712	5,714	22,850					
MOOE					22,850	5,712	5,712	5,712	5,714	22,850					
Forest Management Bureau (FMB)					3,000	1,073	448	418	1,061	3,000					
MOOE					3,000	1,073	448	418	1,061	3,000					
NCR - Proper					1,600	551	293	252	504	1,600					

FY 2019 FINANCIAL PLAN
(In Thousand Pesos)

Department : Department of Environment and Natural Resources (DENR)
 Agency : Office of the Secretary
 Operating Unit : ALL
 Organization Code (UACS) : 100010000000
 Report Status : ALL

Particulars 1	UACS CODE 2	Current Year's Obligation			Budget Year Obligation Program										
		Actual Jan.1-Sept.30 3	Estimate Oct.1-Dec.30 4	Total 5=3+4	Total 6=11+16	COMPREHENSIVE RELEASE					FOR LATER RELEASE(Negative List)				
						Q1 7	Q2 8	Q3 9	Q4 10	Sub Total 11=7+8+9+10	Q1 12	Q2 13	Q3 14	Q4 15	Sub Total 16=12+13+14+15
MOOE					1,600	551	293	252	504	1,600					
Region I - Ilocos					21,220	4,314	2,017	1,076	13,813	21,220					
Regional Office I - Proper					2,405	322	798	847	438	2,405					
MOOE					2,405	322	798	847	438	2,405					
PENRO Ilocos Norte					14,936	161	1,201	211	13,363	14,936					
MOOE					1,786	161	1,201	211	213	1,786					
CO					13,150				13,150	13,150					
PENRO Ilocos Sur					940	900	15	15	10	940					
MOOE					48	8	15	15	10	48					
CO					892	892				892					
PENRO La Union					2,939	2,931	3	3	2	2,939					
MOOE					151	143	3	3	2	151					
CO					2,788	2,788				2,788					
Cordillera Administrative Region (CAR)					2,200	448	893	522	337	2,200					
Regional Office CAR - Proper					2,200	448	893	522	337	2,200					
MOOE					2,200	448	893	522	337	2,200					
Region II - Cagayan Valley					2,880	570	763	765	782	2,880					
Regional Office II - Proper					2,200	450	583	585	582	2,200					
MOOE					2,200	450	583	585	582	2,200					
PENRO Cagayan					340	60	90	90	100	340					
MOOE					340	60	90	90	100	340					
PENRO Isabela					340	60	90	90	100	340					
MOOE					340	60	90	90	100	340					
Region III - Central Luzon					3,380	672	973	1,137	598	3,380					
Regional Office III - Proper					3,380	672	973	1,137	598	3,380					
MOOE					3,380	672	973	1,137	598	3,380					
Region IVA - CALABARZON					1,840	397	423	594	426	1,840					
Regional Office IVA - Proper					1,840	397	423	594	426	1,840					
MOOE					1,840	397	423	594	426	1,840					
Region IVB - MIMAROPA					11,360	693	5,197	4,929	541	11,360					
Regional Office IV-B - Proper					10,351	482	4,683	4,703	483	10,351					
MOOE					1,951	482	483	503	483	1,951					
CO					8,400		4,200	4,200		8,400					
PENRO Marinduque					61	5	21	22	13	61					
MOOE					61	5	21	22	13	61					
PENRO Occidental Mindoro					63	22	24	17		63					
MOOE					63	22	24	17		63					
PENRO Oriental Mindoro					743	178	398	127	40	743					
MOOE					743	178	398	127	40	743					
PENRO Palawan					80	6	42	27	5	80					
MOOE					80	6	42	27	5	80					
PENRO Romblon					62		29	33		62					
MOOE					62		29	33		62					
Region V - Bicol					1,600	399	400	401	400	1,600					
Regional Office V - Proper					1,600	399	400	401	400	1,600					
MOOE					1,600	399	400	401	400	1,600					
Region VI - Western Visayas					68,190	62,820	1,770	1,856	1,744	68,190					
Regional Office VI - Proper					7,090	1,720	1,770	1,856	1,744	7,090					
MOOE					7,090	1,720	1,770	1,856	1,744	7,090					
PENRO Aklan					12,220	12,220				12,220					
CO					12,220	12,220				12,220					
PENRO Antique					12,220	12,220				12,220					
CO					12,220	12,220				12,220					
PENRO Capiz					12,220	12,220				12,220					
CO					12,220	12,220				12,220					

FY 2019 FINANCIAL PLAN
(In Thousand Pesos)

Department : Department of Environment and Natural Resources (DENR)
 Agency : Office of the Secretary
 Operating Unit : ALL
 Organization Code (UACS) : 100010000000
 Report Status : ALL

Particulars	UACS CODE	Current Year's Obligation			Budget Year Obligation Program											
		Actual Jan.1-Sept.30	Estimate Oct.1-Dec.30	Total 5=3+4	Total 6=11+16	COMPREHENSIVE RELEASE					FOR LATER RELEASE(Negative List)					
						Q1	Q2	Q3	Q4	Sub Total 11=7+8+9+10	Q1	Q2	Q3	Q4	Sub Total 16=12+13+14+15	
1	2	3	4	5=3+4	6=11+16	7	8	9	10	11=7+8+9+10	12	13	14	15	16=12+13+14+15	
PENRO Iloilo					12,220	12,220										
CO					12,220	12,220										
PENRO Negros Occidental					12,220	12,220										
CO					12,220	12,220										
Region VII - Central Visayas					2,260	384	683	662	531	2,260						
Regional Office VII - Proper					1,610	258	504	483	365	1,610						
MOOE					1,610	258	504	483	365	1,610						
PENRO Bohol					430	72	123	123	112	430						
MOOE					430	72	123	123	112	430						
PENRO Cebu					170	42	43	43	42	170						
MOOE					170	42	43	43	42	170						
PENRO Negros Oriental					50	12	13	13	12	50						
MOOE					50	12	13	13	12	50						
Region VIII - Eastern Visayas					2,180	384	388	1,016	392	2,180						
Regional Office VIII - Proper					1,512	375	377	378	382	1,512						
MOOE					1,512	375	377	378	382	1,512						
PENRO Leyte					668	9	11	638	10	668						
MOOE					668	9	11	638	10	668						
Region IX - Zamboanga Peninsula					67,410	61,640	1,361	2,667	1,742	67,410						
Regional Office IX- Proper					67,410	61,640	1,361	2,667	1,742	67,410						
MOOE					7,020	1,250	1,361	2,667	1,742	7,020						
CO					60,390	60,390				60,390						
Region X - Northern Mindanao					2,940	690	820	740	690	2,940						
Regional Office X - Proper					2,600	605	735	655	605	2,600						
MOOE					2,600	605	735	655	605	2,600						
PENRO Lanao del Norte					340	85	85	85	85	340						
MOOE					340	85	85	85	85	340						
Region XI - Davao					51,055	3,761	12,224	31,036	4,034	51,055						
Regional Office XI - Proper					6,010	1,661	1,726	1,589	1,034	6,010						
MOOE					6,010	1,661	1,726	1,589	1,034	6,010						
PENRO Compostela Valley					10,500	2,100	4,200	4,200		10,500						
CO					10,500	2,100	4,200	4,200		10,500						
PENRO Davao del Norte					12,660		3,798	8,862		12,660						
CO					12,660		3,798	8,862		12,660						
PENRO Davao del Sur					12,773			12,773		12,773						
CO					12,773			12,773		12,773						
PENRO Davao Occidental					9,112		2,500	3,612	3,000	9,112						
CO					9,112		2,500	3,612	3,000	9,112						
Region XII - SOCCSKSARGEN					12,035	2,111	3,795	3,860	2,269	12,035						
Regional Office XII - Proper					2,264	493	613	579	579	2,264						
MOOE					2,264	493	613	579	579	2,264						
PENRO North Cotabato					6,099	915	2,030	2,130	1,024	6,099						
MOOE					99	15	30	30	24	99						
CO					6,000	900	2,000	2,100	1,000	6,000						
PENRO Sarangani					99		50		49	99						
MOOE					99		50		49	99						
PENRO South Cotabato					1,824	343	537	587	357	1,824						
MOOE					899	203	217	267	212	899						
CO					925	140	320	320	145	925						
PENRO Sultan Kudarat					1,749	360	565	564	260	1,749						
MOOE					439	100	115	114	110	439						
CO					1,310	260	450	450	150	1,310						
Region XIII - CARAGA					2,000	372	847	395	386	2,000						
Regional Office XIII - Proper					1,212	303	303	303	303	1,212						
MOOE					1,212	303	303	303	303	1,212						

FY 2019 FINANCIAL PLAN
(In Thousand Pesos)

Department : Department of Environment and Natural Resources (DENR)
 Agency : Office of the Secretary
 Operating Unit : ALL
 Organization Code (UACS) : 10001000000
 Report Status : ALL

Particulars	UACS CODE	Current Year's Obligation			Budget Year Obligation Program										
		Actual Jan.1-Sept.30	Estimate Oct.1-Dec.30	Total 5=3+4	Total 6=11+16	COMPREHENSIVE RELEASE					FOR LATER RELEASE(Negative List)				
						Q1	Q2	Q3	Q4	Sub Total 11=7+8+9+10	Q1	Q2	Q3	Q4	Sub Total 16=12+13+14+15
1	2	3	4	5=3+4	6=11+16	7	8	9	10	11=7+8+9+10	12	13	14	15	16=12+13+14+15
PENRO Agusan del Norte				57	57	12	20	20	5	57					
MOOE				57	57	12	20	20	5	57					
PENRO Agusan del Sur				564	564	16	478	28	42	564					
MOOE				564	564	16	478	28	42	564					
PENRO Surigao del Norte				55	55	14	14	16	11	55					
MOOE				55	55	14	14	16	11	55					
PENRO Surigao del Sur				82	82	20	24	20	18	82					
MOOE				82	82	20	24	20	18	82					
PENRO Dinagat Islands				30	30	7	8	8	7	30					
MOOE				30	30	7	8	8	7	30					
OO : Adaptive capacities of human communities and natural systems improved	3.2E+14			73,659	73,659	14,113	19,523	22,198	17,825	73,659					
ENVIRONMENT AND NATURAL RESOURCES	3.203E+14			73,659	73,659	14,113	19,523	22,198	17,825	73,659					
Natural Resources Assessment	3.203E+14			73,659	73,659	14,113	19,523	22,198	17,825	73,659					
National Capital Region (NCR)				16,639	16,639	3,716	4,699	4,509	3,715	16,639					
Central Office				9,639	9,639	2,409	2,409	2,409	2,412	9,639					
MOOE				9,639	9,639	2,409	2,409	2,409	2,412	9,639					
Forest Management Bureau (FMB)				3,000	3,000	256	1,272	1,135	337	3,000					
MOOE				3,000	3,000	256	1,272	1,135	337	3,000					
Biodiversity Management Bureau (BMB)				3,000	3,000	900	850	800	450	3,000					
MOOE				3,000	3,000	900	850	800	450	3,000					
NCR - Proper				1,000	1,000	151	168	165	516	1,000					
MOOE				1,000	1,000	151	168	165	516	1,000					
Region I - Ilocos				8,900	8,900	2,494	1,942	2,383	2,081	8,900					
Regional Office I - Proper				262	262	66	66	65	65	262					
MOOE				262	262	66	66	65	65	262					
PENRO Ilocos Norte				2,484	2,484	581	582	661	660	2,484					
MOOE				2,484	2,484	581	582	661	660	2,484					
PENRO Ilocos Sur				3,466	3,466	590	878	1,153	845	3,466					
MOOE				3,466	3,466	590	878	1,153	845	3,466					
PENRO La Union				1,252	1,252	962	84	108	98	1,252					
MOOE				1,252	1,252	962	84	108	98	1,252					
PENRO Pangasinan				1,436	1,436	295	332	396	413	1,436					
MOOE				1,436	1,436	295	332	396	413	1,436					
Cordillera Administrative Region (CAR)				2,460	2,460	594	603	617	646	2,460					
Regional Office CAR - Proper				304	304	64	70	60	110	304					
MOOE				304	304	64	70	60	110	304					
PENRO Apayao				1,176	1,176	297	297	292	290	1,176					
MOOE				1,176	1,176	297	297	292	290	1,176					
PENRO Benguet				980	980	233	236	265	246	980					
MOOE				980	980	233	236	265	246	980					
Region II - Cagayan Valley				2,460	2,460	474	661	660	665	2,460					
Regional Office II - Proper				110	110	27	28	27	28	110					
MOOE				110	110	27	28	27	28	110					
PENRO Cagayan				960	960	100	285	285	290	960					
MOOE				960	960	100	285	285	290	960					
PENRO Nueva Vizcaya				1,390	1,390	347	348	348	347	1,390					
MOOE				1,390	1,390	347	348	348	347	1,390					
Region III - Central Luzon				2,280	2,280	378	878	512	512	2,280					
Regional Office III - Proper				2,280	2,280	378	878	512	512	2,280					
MOOE				2,280	2,280	378	878	512	512	2,280					
Region IVA - CALABARZON				10,140	10,140	1,820	2,100	3,471	2,749	10,140					
Ecosystems Research and Development				5,000	5,000	1,000	1,500	1,251	1,249	5,000					
MOOE				5,000	5,000	1,000	1,500	1,251	1,249	5,000					
Regional Office IVA - Proper				5,140	5,140	820	600	2,220	1,500	5,140					
MOOE				5,140	5,140	820	600	2,220	1,500	5,140					

FY 2019 FINANCIAL PLAN
(In Thousand Pesos)

Department : Department of Environment and Natural Resources (DENR)
 Agency : Office of the Secretary
 Operating Unit : ALL
 Organization Code (UACS) : 100010000000
 Report Status : ALL

Particulars	UACS CODE	Current Year's Obligation			Budget Year Obligation Program										
		Actual Jan.1-Sept.30	Estimate Oct.1-Dec.30	Total 5=3+4	Total 6=11+16	COMPREHENSIVE RELEASE					FOR LATER RELEASE(Negative List)				
						Q1 7	Q2 8	Q3 9	Q4 10	Sub Total 11=7+8+9+10	Q1 12	Q2 13	Q3 14	Q4 15	Sub Total 16=12+13+14+15
1	2	3	4	5=3+4	6=11+16	7	8	9	10	11=7+8+9+10	12	13	14	15	16=12+13+14+15
Region IVB - MIMAROPA					4,200	697	1,448	1,447	608	4,200					
Regional Office IV-B - Proper					800	37	338	377	48	800					
MOOE					800	37	338	377	48	800					
PENRO Occidental Mindoro					1,210	300	400	410	100	1,210					
MOOE					1,210	300	400	410	100	1,210					
PENRO Oriental Mindoro					930	360	290	140	140	930					
MOOE					930	360	290	140	140	930					
PENRO Palawan					1,260		420	520	320	1,260					
MOOE					1,260		420	520	320	1,260					
Region V - Bicol					5,700	670	804	2,503	1,723	5,700					
Regional Office V - Proper					1,020	141	194	540	145	1,020					
MOOE					1,020	141	194	540	145	1,020					
PENRO Albay					1,800	410	411	413	566	1,800					
MOOE					1,800	410	411	413	566	1,800					
PENRO Camarines Norte					900	11	46	419	424	900					
MOOE					900	11	46	419	424	900					
PENRO Camarines Sur					1,080	62	112	453	453	1,080					
MOOE					1,080	62	112	453	453	1,080					
PENRO Sorsogon					900	46	41	678	135	900					
MOOE					900	46	41	678	135	900					
Region VI - Western Visayas					4,380	538	882	1,025	1,935	4,380					
Regional Office VI - Proper					1,500		50	100	1,350	1,500					
MOOE					1,500		50	100	1,350	1,500					
PENRO Aklan					960		275	411	274	960					
MOOE					960		275	411	274	960					
PENRO Capiz					960	394	173	226	167	960					
MOOE					960	394	173	226	167	960					
PENRO Iloilo					960	144	384	288	144	960					
MOOE					960	144	384	288	144	960					
Region VII - Central Visayas					1,500	376	542	505	77	1,500					
Regional Office VII - Proper					152	38	38	38	38	152					
MOOE					152	38	38	38	38	152					
PENRO Bohol					450	101	169	169	11	450					
MOOE					450	101	169	169	11	450					
PENRO Cebu					399	100	145	145	9	399					
MOOE					399	100	145	145	9	399					
PENRO Negros Oriental					399	100	145	144	10	399					
MOOE					399	100	145	144	10	399					
PENRO Siquijor					100	37	45	9	9	100					
MOOE					100	37	45	9	9	100					
Region VIII - Eastern Visayas					4,020	125	1,850	1,463	582	4,020					
Regional Office VIII - Proper					280	59	62	79	80	280					
MOOE					280	59	62	79	80	280					
PENRO Leyte					3,740	66	1,788	1,384	502	3,740					
MOOE					3,740	66	1,788	1,384	502	3,740					
Region IX - Zamboanga Peninsula					1,500	312	548	392	248	1,500					
Regional Office IX- Proper					1,500	312	548	392	248	1,500					
MOOE					1,500	312	548	392	248	1,500					
Region X - Northern Mindanao					2,280	502	502	502	774	2,280					
Regional Office X - Proper					1,500	307	307	307	579	1,500					
MOOE					1,500	307	307	307	579	1,500					
PENRO Bukidnon					780	195	195	195	195	780					
MOOE					780	195	195	195	195	780					
Region XI - Davao					2,280	425	750	635	470	2,280					
Regional Office XI - Proper					1,320	275	450	375	220	1,320					

FY 2019 FINANCIAL PLAN
(In Thousand Pesos)

Department : Department of Environment and Natural Resources (DENR)
 Agency : Office of the Secretary
 Operating Unit : ALL
 Organization Code (UACS) : 100010000000
 Report Status : ALL

Particulars	UACS CODE	Current Year's Obligation			Budget Year Obligation Program										
		Actual	Estimate	Total	Total	COMPREHENSIVE RELEASE					FOR LATER RELEASE(Negative List)				
		Jan.1-Sept.30	Oct.1-Dec.30	5=3+4	6=11+16	Q1	Q2	Q3	Q4	Sub Total	Q1	Q2	Q3	Q4	Sub Total
1	2	3	4	5=3+4	6=11+16	7	8	9	10	11=7+8+9+10	12	13	14	15	16=12+13+14+15
MOOE					1,320	275	450	375	220	1,320					
PENRO Davao Occidental					960	150	300	260	250	960					
MOOE					960	150	300	260	250	960					
Region XII - SOCCSKSARGEN					1,500	300	400	500	300	1,500					
Regional Office XII - Proper					750	150	200	250	150	750					
MOOE					750	150	200	250	150	750					
PENRO Sarangani					750	150	200	250	150	750					
MOOE					750	150	200	250	150	750					
Region XIII - CARAGA					3,420	692	914	1,074	740	3,420					
Regional Office XIII - Proper					1,500	212	434	594	260	1,500					
MOOE					1,500	212	434	594	260	1,500					
PENRO Agusan del Sur					960	240	240	240	240	960					
MOOE					960	240	240	240	240	960					
PENRO Surigao del Sur					960	240	240	240	240	960					
MOOE					960	240	240	240	240	960					
GoP Counterpart Funds	101151				356,379	109,867	81,878	76,805	87,829	356,379					
Operations	3E+14				356,379	109,867	81,878	76,805	87,829	356,379					
OO : Natural resources sustainably managed	3.1E+14				356,379	109,867	81,878	76,805	87,829	356,379					
NATURAL RESOURCES CONSERVATION AND DEVELOPMENT PROGRAM	3.102E+14				356,379	109,867	81,878	76,805	87,829	356,379					
FOREST AND WATERSHED MANAGEMENT SUB- Foreign-Assisted Project(s)	3.10205E+14				356,379	109,867	81,878	76,805	87,829	356,379					
Integrated Natural Resources and Environmental Management Project	3.10205E+14				182,234	40,758	45,793	42,585	53,098	182,234					
National Capital Region (NCR)					182,234	40,758	45,793	42,585	53,098	182,234					
Central Office					182,234	40,758	45,793	42,585	53,098	182,234					
MOOE					174,869	40,258	40,928	40,585	53,098	174,869					
CO					7,365	500	4,865	2,000		7,365					
Forestland Management Project	3.10205E+14				174,145	69,109	36,085	34,220	34,731	174,145					
National Capital Region (NCR)					174,145	69,109	36,085	34,220	34,731	174,145					
Central Office					174,145	69,109	36,085	34,220	34,731	174,145					
MOOE					138,639	33,603	36,085	34,220	34,731	138,639					
CO					35,506	35,506				35,506					
Project(s)	000				356,379	109,867	81,878	76,805	87,829	356,379					
Asian Development Bank	101152				245,392	43,394	66,138	43,047	92,813	245,392					
Operations	3E+14				245,392	43,394	66,138	43,047	92,813	245,392					
OO : Natural resources sustainably managed	3.1E+14				245,392	43,394	66,138	43,047	92,813	245,392					
NATURAL RESOURCES CONSERVATION AND DEVELOPMENT PROGRAM	3.102E+14				245,392	43,394	66,138	43,047	92,813	245,392					
FOREST AND WATERSHED MANAGEMENT SUB- Foreign-Assisted Project(s)	3.10205E+14				245,392	43,394	66,138	43,047	92,813	245,392					
Integrated Natural Resources and Environmental Management Project	3.10205E+14				245,392	43,394	66,138	43,047	92,813	245,392					
National Capital Region (NCR)					245,392	43,394	66,138	43,047	92,813	245,392					
Central Office					245,392	43,394	66,138	43,047	92,813	245,392					
MOOE					225,117	43,394	45,863	43,047	92,813	225,117					
CO					20,275		20,275			20,275					
Project(s)	000				245,392	43,394	66,138	43,047	92,813	245,392					
International Fund for Agricultural Development (IFAD)	101165				24,598	4,299	7,731	5,851	6,717	24,598					
Operations	3E+14				24,598	4,299	7,731	5,851	6,717	24,598					
OO : Natural resources sustainably managed	3.1E+14				24,598	4,299	7,731	5,851	6,717	24,598					
NATURAL RESOURCES CONSERVATION AND DEVELOPMENT PROGRAM	3.102E+14				24,598	4,299	7,731	5,851	6,717	24,598					
FOREST AND WATERSHED MANAGEMENT SUB- Foreign-Assisted Project(s)	3.10205E+14				24,598	4,299	7,731	5,851	6,717	24,598					

FY 2019 FINANCIAL PLAN
(In Thousand Pesos)

Department : Department of Environment and Natural Resources (DENR)
 Agency : Office of the Secretary
 Operating Unit : ALL
 Organization Code (UACS) : 100010000000
 Report Status : ALL

Particulars	UACS CODE	Current Year's Obligation			Budget Year Obligation Program										
		Actual Jan.1-Sept.30	Estimate Oct.1-Dec.30	Total 5=3+4	Total 6=11+16	COMPREHENSIVE RELEASE					FOR LATER RELEASE(Negative List)				
						Q1	Q2	Q3	Q4	Sub Total 11=7+8+9+10	Q1	Q2	Q3	Q4	Sub Total 16=12+13+14+15
1	2	3	4	5=3+4	6=11+16	7	8	9	10	11=7+8+9+10	12	13	14	15	16=12+13+14+15
Integrated Natural Resources and Environmental Management Project	3.10205E+14				24,598	4,299	7,731	5,851	6,717	24,598					
National Capital Region (NCR)					24,598	4,299	7,731	5,851	6,717	24,598					
Central Office					24,598	4,299	7,731	5,851	6,717	24,598					
MOOE					24,598	4,299	7,731	5,851	6,717	24,598					
Project(s)	000				24,598	4,299	7,731	5,851	6,717	24,598					
Japan	101167				596,832	569,290	12,836	8,695	6,011	596,832					
Operations	3E+14				596,832	569,290	12,836	8,695	6,011	596,832					
OO : Natural resources sustainably managed	3.1E+14				596,832	569,290	12,836	8,695	6,011	596,832					
NATURAL RESOURCES CONSERVATION AND DEVELOPMENT PROGRAM	3.102E+14				596,832	569,290	12,836	8,695	6,011	596,832					
FOREST AND WATERSHED MANAGEMENT SUB- Foreign-Assisted Project(s)	3.10205E+14				596,832	569,290	12,836	8,695	6,011	596,832					
Forestland Management Project	3.10205E+14				596,832	569,290	12,836	8,695	6,011	596,832					
National Capital Region (NCR)					596,832	569,290	12,836	8,695	6,011	596,832					
Central Office					596,832	569,290	12,836	8,695	6,011	596,832					
MOOE					35,596	8,054	12,836	8,695	6,011	35,596					
CO					561,236	561,236				561,236					
Project(s)	000				596,832	569,290	12,836	8,695	6,011	596,832					
Retirement and Life Insurance Premiums	104102				568,361	142,129	142,096	142,098	142,038	568,361					
General Administration and Support	1E+14				136,001	34,012	33,999	34,005	33,985	136,001					
General Management and Supervision	1E+14				121,223	30,305	30,307	30,307	30,304	121,223					
National Capital Region (NCR)					25,930	6,481	6,482	6,482	6,485	25,930					
Central Office					20,399	5,099	5,099	5,099	5,102	20,399					
PS					20,399	5,099	5,099	5,099	5,102	20,399					
Forest Management Bureau (FMB)					1,254	313	314	313	314	1,254					
PS					1,254	313	314	313	314	1,254					
Land Management Bureau (LMB)					1,759	439	440	440	440	1,759					
PS					1,759	439	440	440	440	1,759					
Biodiversity Management Bureau (BMB)					725	182	181	181	181	725					
PS					725	182	181	181	181	725					
NCR - Proper					1,793	448	448	449	448	1,793					
PS					1,793	448	448	449	448	1,793					
Region I - Ilocos					6,962	1,741	1,741	1,740	1,740	6,962					
Regional Office I - Proper					1,690	422	423	422	423	1,690					
PS					1,690	422	423	422	423	1,690					
PENRO Ilocos Norte					1,181	296	295	295	295	1,181					
PS					1,181	296	295	295	295	1,181					
PENRO Ilocos Sur					1,533	384	383	383	383	1,533					
PS					1,533	384	383	383	383	1,533					
PENRO La Union					662	165	166	166	165	662					
PS					662	165	166	166	165	662					
PENRO Pangasinan					1,896	474	474	474	474	1,896					
PS					1,896	474	474	474	474	1,896					
Cordillera Administrative Region (CAR)					7,617	1,905	1,905	1,904	1,903	7,617					
Regional Office CAR - Proper					1,460	365	365	365	365	1,460					
PS					1,460	365	365	365	365	1,460					
PENRO Abra					782	195	196	195	196	782					
PS					782	195	196	195	196	782					
PENRO Apayao					1,073	269	268	268	268	1,073					
PS					1,073	269	268	268	268	1,073					
PENRO Benguet					1,124	281	281	281	281	1,124					
PS					1,124	281	281	281	281	1,124					
PENRO Ifugao					1,107	277	277	277	276	1,107					
PS					1,107	277	277	277	276	1,107					
PENRO Kalinga					1,111	278	278	278	277	1,111					

FY 2019 FINANCIAL PLAN
(In Thousand Pesos)

Department : Department of Environment and Natural Resources (DENR)
 Agency : Office of the Secretary
 Operating Unit : ALL
 Organization Code (UACS) : 100010000000
 Report Status : ALL

Particulars 1	UACS CODE 2	Current Year's Obligation			Budget Year Obligation Program										
		Actual Jan.1-Sept.30 3	Estimate Oct.1-Dec.30 4	Total 5=3+4	Total 6=11+16	COMPREHENSIVE RELEASE					FOR LATER RELEASE(Negative List)				
						Q1 7	Q2 8	Q3 9	Q4 10	Sub Total 11=7+8+9+10	Q1 12	Q2 13	Q3 14	Q4 15	Sub Total 16=12+13+14+15
PS					1,111	278	278	278	277	1,111					
PENRO Mt. Province					960	240	240	240	240	960					
PS					960	240	240	240	240	960					
Region II - Cagayan Valley					6,571	1,646	1,643	1,641	1,641	6,571					
Regional Office II - Proper					1,376	344	344	344	344	1,376					
PS					1,376	344	344	344	344	1,376					
PENRO Batanes					425	107	106	106	106	425					
PS					425	107	106	106	106	425					
PENRO Cagayan					1,421	356	355	355	355	1,421					
PS					1,421	356	355	355	355	1,421					
PENRO Isabela					1,614	404	404	403	403	1,614					
PS					1,614	404	404	403	403	1,614					
PENRO Nueva Vizcaya					946	237	237	236	236	946					
PS					946	237	237	236	236	946					
PENRO Quirino					789	198	197	197	197	789					
PS					789	198	197	197	197	789					
Region III - Central Luzon					8,043	2,007	2,012	2,011	2,013	8,043					
Regional Office III - Proper					1,716	429	429	429	429	1,716					
PS					1,716	429	429	429	429	1,716					
PENRO Aurora					891	222	223	223	223	891					
PS					891	222	223	223	223	891					
PENRO Bataan					907	226	227	227	227	907					
PS					907	226	227	227	227	907					
PENRO Bulacan					1,043	260	261	261	261	1,043					
PS					1,043	260	261	261	261	1,043					
PENRO Nueva Ecija					1,017	254	254	254	255	1,017					
PS					1,017	254	254	254	255	1,017					
PENRO Pampanga					608	152	152	152	152	608					
PS					608	152	152	152	152	608					
PENRO Tarlac					911	227	228	228	228	911					
PS					911	227	228	228	228	911					
PENRO Zambales					950	237	238	237	238	950					
PS					950	237	238	237	238	950					
Region IVA - CALABARZON					6,939	1,732	1,736	1,735	1,736	6,939					
Ecosystems Research and Development					1,351	337	338	338	338	1,351					
PS					1,351	337	338	338	338	1,351					
Regional Office IVA - Proper					1,637	409	410	409	409	1,637					
PS					1,637	409	410	409	409	1,637					
PENRO Batangas					969	242	242	242	243	969					
PS					969	242	242	242	243	969					
PENRO Cavite					507	126	127	127	127	507					
PS					507	126	127	127	127	507					
PENRO Laguna					740	185	185	185	185	740					
PS					740	185	185	185	185	740					
PENRO Quezon					1,316	329	329	329	329	1,316					
PS					1,316	329	329	329	329	1,316					
PENRO Rizal					419	104	105	105	105	419					
PS					419	104	105	105	105	419					
Region IVB - MIMAROPA					5,578	1,395	1,395	1,393	1,395	5,578					
Regional Office IV-B - Proper					1,513	378	378	378	379	1,513					
PS					1,513	378	378	378	379	1,513					
PENRO Marinduque					453	113	113	113	114	453					
PS					453	113	113	113	114	453					
PENRO Occidental Mindoro					785	196	196	196	197	785					
PS					785	196	196	196	197	785					

FY 2019 FINANCIAL PLAN
(In Thousand Pesos)

Department : Department of Environment and Natural Resources (DENR)
 Agency : Office of the Secretary
 Operating Unit : ALL
 Organization Code (UACS) : 100010000000
 Report Status : ALL

Particulars	UACS CODE	Current Year's Obligation			Budget Year Obligation Program										
		Actual Jan.1-Sept.30	Estimate Oct.1-Dec.30	Total 5=3+4	Total 6=11+16	COMPREHENSIVE RELEASE					FOR LATER RELEASE(Negative List)				
						Q1	Q2	Q3	Q4	Sub Total 11=7+8+9+10	Q1	Q2	Q3	Q4	Sub Total 16=12+13+14+15
1	2	3	4	5=3+4	6=11+16	7	8	9	10	11=7+8+9+10	12	13	14	15	16=12+13+14+15
PENRO Oriental Mindoro					730	183	183	182	182	730					
PS					730	183	183	182	182	730					
PENRO Palawan					1,494	374	374	373	373	1,494					
PS					1,494	374	374	373	373	1,494					
PENRO Romblon					603	151	151	151	150	603					
PS					603	151	151	151	150	603					
Region V - Bicol					5,958	1,491	1,490	1,490	1,487	5,958					
Regional Office V - Proper					1,615	404	404	404	403	1,615					
PS					1,615	404	404	404	403	1,615					
PENRO Albay					655	164	164	164	163	655					
PS					655	164	164	164	163	655					
PENRO Camarines Norte					584	146	146	146	146	584					
PS					584	146	146	146	146	584					
PENRO Camarines Sur					1,068	267	267	267	267	1,068					
PS					1,068	267	267	267	267	1,068					
PENRO Catanduanes					557	140	139	139	139	557					
PS					557	140	139	139	139	557					
PENRO Masbate					851	213	213	213	212	851					
PS					851	213	213	213	212	851					
PENRO Sorsogon					628	157	157	157	157	628					
PS					628	157	157	157	157	628					
Region VI - Western Visayas					7,354	1,841	1,839	1,839	1,835	7,354					
Regional Office VI - Proper					1,321	331	330	330	330	1,321					
PS					1,321	331	330	330	330	1,321					
PENRO Aklan					723	181	181	181	180	723					
PS					723	181	181	181	180	723					
PENRO Antique					1,091	273	273	273	272	1,091					
PS					1,091	273	273	273	272	1,091					
PENRO Capiz					797	200	199	199	199	797					
PS					797	200	199	199	199	797					
PENRO Iloilo					1,303	326	326	326	325	1,303					
PS					1,303	326	326	326	325	1,303					
PENRO Guimaras					695	174	174	174	173	695					
PS					695	174	174	174	173	695					
PENRO Negros Occidental					1,424	356	356	356	356	1,424					
PS					1,424	356	356	356	356	1,424					
Region VII - Central Visayas					5,079	1,269	1,270	1,271	1,269	5,079					
Regional Office VII - Proper					1,561	390	391	390	390	1,561					
PS					1,561	390	391	390	390	1,561					
PENRO Bohol					982	245	246	245	246	982					
PS					982	245	246	245	246	982					
PENRO Cebu					1,057	264	264	265	264	1,057					
PS					1,057	264	264	265	264	1,057					
PENRO Negros Oriental					937	234	234	235	234	937					
PS					937	234	234	235	234	937					
PENRO Siquijor					542	136	135	136	135	542					
PS					542	136	135	136	135	542					
Region VIII - Eastern Visayas					6,356	1,590	1,588	1,590	1,588	6,356					
Regional Office VIII - Proper					1,452	363	363	363	363	1,452					
PS					1,452	363	363	363	363	1,452					
PENRO Biliran					624	156	156	156	156	624					
PS					624	156	156	156	156	624					
PENRO Leyte					928	232	232	232	232	928					
PS					928	232	232	232	232	928					
PENRO Southern Leyte					740	185	185	185	185	740					

FY 2019 FINANCIAL PLAN
(In Thousand Pesos)

Department : Department of Environment and Natural Resources (DENR)
 Agency : Office of the Secretary
 Operating Unit : ALL
 Organization Code (UACS) : 100010000000
 Report Status : ALL

Particulars 1	UACS CODE 2	Current Year's Obligation			Budget Year Obligation Program										
		Actual Jan.1-Sept.30 3	Estimate Oct.1-Dec.30 4	Total 5=3+4	Total 6=11+16	COMPREHENSIVE RELEASE					FOR LATER RELEASE(Negative List)				
						Q1 7	Q2 8	Q3 9	Q4 10	Sub Total 11=7+8+9+10	Q1 12	Q2 13	Q3 14	Q4 15	Sub Total 16=12+13+14+15
PS					740	185	185	185	185	740					
PENRO Eastern Samar					806	202	201	202	201	806					
PS					806	202	201	202	201	806					
PENRO Northern Samar					942	236	235	236	235	942					
PS					942	236	235	236	235	942					
PENRO Western Samar					864	216	216	216	216	864					
PS					864	216	216	216	216	864					
Region IX - Zamboanga Peninsula					4,853	1,214	1,213	1,212	1,214	4,853					
Regional Office IX- Proper					1,461	366	365	365	365	1,461					
PS					1,461	366	365	365	365	1,461					
PENRO Zamboanga del Norte					1,150	287	288	287	288	1,150					
PS					1,150	287	288	287	288	1,150					
PENRO Zamboanga del Sur					1,045	262	261	261	261	1,045					
PS					1,045	262	261	261	261	1,045					
PENRO Zamboanga Sibugay					1,197	299	299	299	300	1,197					
PS					1,197	299	299	299	300	1,197					
Region X - Northern Mindanao					6,702	1,676	1,675	1,678	1,673	6,702					
Regional Office X - Proper					1,694	423	424	424	423	1,694					
PS					1,694	423	424	424	423	1,694					
PENRO Bukidnon					1,481	370	370	371	370	1,481					
PS					1,481	370	370	371	370	1,481					
PENRO Camiguin					578	145	144	145	144	578					
PS					578	145	144	145	144	578					
PENRO Lanao del Norte					814	204	203	204	203	814					
PS					814	204	203	204	203	814					
PENRO Misamis Occidental					951	238	238	238	237	951					
PS					951	238	238	238	237	951					
PENRO Misamis Oriental					1,184	296	296	296	296	1,184					
PS					1,184	296	296	296	296	1,184					
Region XI - Davao					5,851	1,460	1,462	1,464	1,465	5,851					
Regional Office XI - Proper					1,439	359	360	360	360	1,439					
PS					1,439	359	360	360	360	1,439					
PENRO Compostela Valley					1,023	255	256	256	256	1,023					
PS					1,023	255	256	256	256	1,023					
PENRO Davao del Norte					840	210	210	210	210	840					
PS					840	210	210	210	210	840					
PENRO Davao del Sur					886	221	221	222	222	886					
PS					886	221	221	222	222	886					
PENRO Davao Oriental					1,642	410	410	411	411	1,642					
PS					1,642	410	410	411	411	1,642					
PENRO Davao Occidental					21	5	5	5	6	21					
PS					21	5	5	5	6	21					
Region XII - SOCCSKSARGEN					5,387	1,345	1,346	1,346	1,350	5,387					
Regional Office XII - Proper					1,797	449	449	449	450	1,797					
PS					1,797	449	449	449	450	1,797					
PENRO North Cotabato					719	179	180	180	180	719					
PS					719	179	180	180	180	719					
PENRO Sarangani					833	208	208	208	209	833					
PS					833	208	208	208	209	833					
PENRO South Cotabato					929	232	232	232	233	929					
PS					929	232	232	232	233	929					
PENRO Sultan Kudarat					1,109	277	277	277	278	1,109					
PS					1,109	277	277	277	278	1,109					
Region XIII - CARAGA					6,043	1,512	1,510	1,511	1,510	6,043					
Regional Office XIII - Proper					1,412	353	353	353	353	1,412					

FY 2019 FINANCIAL PLAN
(In Thousand Pesos)

Department : Department of Environment and Natural Resources (DENR)
 Agency : Office of the Secretary
 Operating Unit : ALL
 Organization Code (UACS) : 100010000000
 Report Status : ALL

Particulars	UACS CODE	Current Year's Obligation			Budget Year Obligation Program										
		Actual	Estimate	Total	Total	COMPREHENSIVE RELEASE					FOR LATER RELEASE(Negative List)				
		Jan.1-Sept.30	Oct.1-Dec.30	5=3+4	6=11+16	Q1	Q2	Q3	Q4	Sub Total	Q1	Q2	Q3	Q4	Sub Total
1	2	3	4	5=3+4	6=11+16	7	8	9	10	11=7+8+9+10	12	13	14	15	16=12+13+14+15
PS					1,412	353	353	353	353	1,412					
PENRO Agusan del Norte					1,006	252	251	252	251	1,006					
PS					1,006	252	251	252	251	1,006					
PENRO Agusan del Sur					1,280	320	320	320	320	1,280					
PS					1,280	320	320	320	320	1,280					
PENRO Surigao del Norte					833	209	208	208	208	833					
PS					833	209	208	208	208	833					
PENRO Surigao del Sur					1,207	302	302	301	302	1,207					
PS					1,207	302	302	301	302	1,207					
PENRO Dinagat Islands					305	76	76	77	76	305					
PS					305	76	76	77	76	305					
Human Resource Development	1E+14				14,778	3,707	3,692	3,698	3,681	14,778					
National Capital Region (NCR)					3,310	828	829	827	826	3,310					
Central Office					2,776	694	694	694	694	2,776					
PS					2,776	694	694	694	694	2,776					
Forest Management Bureau (FMB)					131	33	33	33	32	131					
PS					131	33	33	33	32	131					
Land Management Bureau (LMB)					132	33	33	33	33	132					
PS					132	33	33	33	33	132					
Biodiversity Management Bureau (BMB)					110	28	28	27	27	110					
PS					110	28	28	27	27	110					
NCR - Proper					161	40	41	40	40	161					
PS					161	40	41	40	40	161					
Region I - Ilocos					797	199	199	199	200	797					
Regional Office I - Proper					549	138	137	137	137	549					
PS					549	138	137	137	137	549					
PENRO Ilocos Norte					48	12	12	12	12	48					
PS					48	12	12	12	12	48					
PENRO Ilocos Sur					65	16	17	16	16	65					
PS					65	16	17	16	16	65					
PENRO La Union					69	17	17	17	18	69					
PS					69	17	17	17	18	69					
PENRO Pangasinan					66	16	16	17	17	66					
PS					66	16	16	17	17	66					
Cordillera Administrative Region (CAR)					837	211	209	209	208	837					
Regional Office CAR - Proper					489	123	122	122	122	489					
PS					489	123	122	122	122	489					
PENRO Abra					65	17	16	16	16	65					
PS					65	17	16	16	16	65					
PENRO Apayao					65	17	16	16	16	65					
PS					65	17	16	16	16	65					
PENRO Benguet					65	16	16	17	16	65					
PS					65	16	16	17	16	65					
PENRO Ifugao					65	16	17	16	16	65					
PS					65	16	17	16	16	65					
PENRO Kalinga					44	11	11	11	11	44					
PS					44	11	11	11	11	44					
PENRO Mt. Province					44	11	11	11	11	44					
PS					44	11	11	11	11	44					
Region II - Cagayan Valley					852	215	213	212	212	852					
Regional Office II - Proper					518	130	130	129	129	518					
PS					518	130	130	129	129	518					
PENRO Batanes					68	17	17	17	17	68					
PS					68	17	17	17	17	68					
PENRO Cagayan					65	17	16	16	16	65					

FY 2019 FINANCIAL PLAN
(In Thousand Pesos)

Department : Department of Environment and Natural Resources (DENR)
 Agency : Office of the Secretary
 Operating Unit : ALL
 Organization Code (UACS) : 100010000000
 Report Status : ALL

Particulars 1	UACS CODE 2	Current Year's Obligation			Budget Year Obligation Program										
		Actual Jan.1-Sept.30 3	Estimate Oct.1-Dec.30 4	Total 5=3+4	Total 6=11+16	COMPREHENSIVE RELEASE					FOR LATER RELEASE(Negative List)				
						Q1 7	Q2 8	Q3 9	Q4 10	Sub Total 11=7+8+9+10	Q1 12	Q2 13	Q3 14	Q4 15	Sub Total 16=12+13+14+15
PS					65	17	16	16	16	65					
PENRO Isabela					65	17	16	16	16	65					
PS					65	17	16	16	16	65					
PENRO Nueva Vizcaya					68	17	17	17	17	68					
PS					68	17	17	17	17	68					
PENRO Quirino					68	17	17	17	17	68					
PS					68	17	17	17	17	68					
Region III - Central Luzon					557	139	139	139	140	557					
Regional Office III - Proper					236	59	59	59	59	236					
PS					236	59	59	59	59	236					
PENRO Aurora					48	12	12	12	12	48					
PS					48	12	12	12	12	48					
PENRO Bataan					44	11	11	11	11	44					
PS					44	11	11	11	11	44					
PENRO Nueva Ecija					65	16	16	16	17	65					
PS					65	16	16	16	17	65					
PENRO Tarlac					164	41	41	41	41	164					
PS					164	41	41	41	41	164					
Region IVA - CALABARZON					1,000	252	249	250	249	1,000					
Ecosystems Research and Development					147	36	37	37	37	147					
PS					147	36	37	37	37	147					
Regional Office IVA - Proper					541	135	135	136	135	541					
PS					541	135	135	136	135	541					
PENRO Batangas					65	17	16	16	16	65					
PS					65	17	16	16	16	65					
PENRO Cavite					44	11	11	11	11	44					
PS					44	11	11	11	11	44					
PENRO Laguna					69	18	17	17	17	69					
PS					69	18	17	17	17	69					
PENRO Quezon					69	18	17	17	17	69					
PS					69	18	17	17	17	69					
PENRO Rizal					65	17	16	16	16	65					
PS					65	17	16	16	16	65					
Region IVB - MIMAROPA					615	154	154	154	153	615					
Regional Office IV-B - Proper					395	99	99	99	98	395					
PS					395	99	99	99	98	395					
PENRO Marinduque					44	11	11	11	11	44					
PS					44	11	11	11	11	44					
PENRO Occidental Mindoro					44	11	11	11	11	44					
PS					44	11	11	11	11	44					
PENRO Oriental Mindoro					44	11	11	11	11	44					
PS					44	11	11	11	11	44					
PENRO Palawan					44	11	11	11	11	44					
PS					44	11	11	11	11	44					
PENRO Romblon					44	11	11	11	11	44					
PS					44	11	11	11	11	44					
Region V - Bicol					847	216	212	210	209	847					
Regional Office V - Proper					474	119	119	118	118	474					
PS					474	119	119	118	118	474					
PENRO Albay					65	17	16	16	16	65					
PS					65	17	16	16	16	65					
PENRO Camarines Norte					65	17	16	16	16	65					
PS					65	17	16	16	16	65					
PENRO Camarines Sur					65	17	16	16	16	65					
PS					65	17	16	16	16	65					

FY 2019 FINANCIAL PLAN
(In Thousand Pesos)

Department : Department of Environment and Natural Resources (DENR)
 Agency : Office of the Secretary
 Operating Unit : ALL
 Organization Code (UACS) : 100010000000
 Report Status : ALL

Particulars	UACS CODE	Current Year's Obligation			Budget Year Obligation Program										
		Actual Jan.1-Sept.30	Estimate Oct.1-Dec.30	Total 5=3+4	Total 6=11+16	COMPREHENSIVE RELEASE					FOR LATER RELEASE(Negative List)				
						Q1	Q2	Q3	Q4	Sub Total 11=7+8+9+10	Q1	Q2	Q3	Q4	Sub Total 16=12+13+14+15
1	2	3	4	5=3+4	6=11+16	7	8	9	10	11=7+8+9+10	12	13	14	15	16=12+13+14+15
PENRO Catanduanes					65	17	16	16	16	65					
PS					65	17	16	16	16	65					
PENRO Masbate					69	18	18	17	16	69					
PS					69	18	18	17	16	69					
PENRO Sorsogon					44	11	11	11	11	44					
PS					44	11	11	11	11	44					
Region VI - Western Visayas					695	177	173	173	172	695					
Regional Office VI - Proper					471	118	118	118	117	471					
PS					471	118	118	118	117	471					
PENRO Aklan					45	12	11	11	11	45					
PS					45	12	11	11	11	45					
PENRO Antique					44	11	11	11	11	44					
PS					44	11	11	11	11	44					
PENRO Capiz					45	12	11	11	11	45					
PS					45	12	11	11	11	45					
PENRO Iloilo					45	12	11	11	11	45					
PS					45	12	11	11	11	45					
PENRO Negros Occidental					45	12	11	11	11	45					
PS					45	12	11	11	11	45					
Region VII - Central Visayas					857	215	214	214	214	857					
Regional Office VII - Proper					544	136	136	136	136	544					
PS					544	136	136	136	136	544					
PENRO Bohol					68	17	17	17	17	68					
PS					68	17	17	17	17	68					
PENRO Cebu					86	22	21	22	21	86					
PS					86	22	21	22	21	86					
PENRO Negros Oriental					93	24	23	23	23	93					
PS					93	24	23	23	23	93					
PENRO Siquijor					66	16	17	16	17	66					
PS					66	16	17	16	17	66					
Region VIII - Eastern Visayas					840	212	209	211	208	840					
Regional Office VIII - Proper					463	116	116	116	115	463					
PS					463	116	116	116	115	463					
PENRO Biliran					44	11	11	11	11	44					
PS					44	11	11	11	11	44					
PENRO Leyte					65	17	16	16	16	65					
PS					65	17	16	16	16	65					
PENRO Southern Leyte					70	18	17	18	17	70					
PS					70	18	17	18	17	70					
PENRO Eastern Samar					65	16	16	17	16	65					
PS					65	16	16	17	16	65					
PENRO Northern Samar					65	17	16	16	16	65					
PS					65	17	16	16	16	65					
PENRO Western Samar					68	17	17	17	17	68					
PS					68	17	17	17	17	68					
Region IX - Zamboanga Peninsula					713	178	179	178	178	713					
Regional Office IX- Proper					559	140	140	140	139	559					
PS					559	140	140	140	139	559					
PENRO Zamboanga del Norte					22	6	5	6	5	22					
PS					22	6	5	6	5	22					
PENRO Zamboanga del Sur					66	16	17	16	17	66					
PS					66	16	17	16	17	66					
PENRO Zamboanga Sibugay					66	16	17	16	17	66					
PS					66	16	17	16	17	66					
Region X - Northern Mindanao					928	231	231	236	230	928					

FY 2019 FINANCIAL PLAN
(In Thousand Pesos)

Department : Department of Environment and Natural Resources (DENR)
 Agency : Office of the Secretary
 Operating Unit : ALL
 Organization Code (UACS) : 100010000000
 Report Status : ALL

Particulars	UACS CODE	Current Year's Obligation			Budget Year Obligation Program										
		Actual Jan.1-Sept.30	Estimate Oct.1-Dec.30	Total 5=3+4	Total 6=11+16	COMPREHENSIVE RELEASE					FOR LATER RELEASE(Negative List)				
						Q1	Q2	Q3	Q4	Sub Total 11=7+8+9+10	Q1	Q2	Q3	Q4	Sub Total 16=12+13+14+15
1	2	3	4	5=3+4	6=11+16	7	8	9	10	11=7+8+9+10	12	13	14	15	16=12+13+14+15
Regional Office X - Proper					603	151	151	151	150	603					
PS					603	151	151	151	150	603					
PENRO Bukidnon					65	16	16	17	16	65					
PS					65	16	16	17	16	65					
PENRO Camiguin					65	16	16	17	16	65					
PS					65	16	16	17	16	65					
PENRO Lanao del Norte					65	16	16	17	16	65					
PS					65	16	16	17	16	65					
PENRO Misamis Occidental					65	16	16	17	16	65					
PS					65	16	16	17	16	65					
PENRO Misamis Oriental					65	16	16	17	16	65					
PS					65	16	16	17	16	65					
Region XI - Davao					725	180	181	182	182	725					
Regional Office XI - Proper					546	136	136	137	137	546					
PS					546	136	136	137	137	546					
PENRO Compostela Valley					44	11	11	11	11	44					
PS					44	11	11	11	11	44					
PENRO Davao del Norte					44	11	11	11	11	44					
PS					44	11	11	11	11	44					
PENRO Davao del Sur					47	11	12	12	12	47					
PS					47	11	12	12	12	47					
PENRO Davao Oriental					44	11	11	11	11	44					
PS					44	11	11	11	11	44					
Region XII - SOCCSKSARGEN					315	78	78	81	78	315					
Regional Office XII - Proper					109	27	27	28	27	109					
PS					109	27	27	28	27	109					
PENRO North Cotabato					65	16	16	17	16	65					
PS					65	16	16	17	16	65					
PENRO Sultan Kudarat					141	35	35	36	35	141					
PS					141	35	35	36	35	141					
Region XIII - CARAGA					890	222	223	223	222	890					
Regional Office XIII - Proper					518	129	130	129	130	518					
PS					518	129	130	129	130	518					
PENRO Agusan del Norte					68	17	17	17	17	68					
PS					68	17	17	17	17	68					
PENRO Agusan del Sur					87	22	22	22	21	87					
PS					87	22	22	22	21	87					
PENRO Surigao del Norte					87	22	22	22	21	87					
PS					87	22	22	22	21	87					
PENRO Surigao del Sur					65	16	16	16	17	65					
PS					65	16	16	16	17	65					
PENRO Dinagat Islands					65	16	16	17	16	65					
PS					65	16	16	17	16	65					
Support to Operations	2E+14				86,385	21,608	21,591	21,593	21,593	86,385					
Data Management including Systems	2E+14				9,965	2,499	2,490	2,487	2,489	9,965					
National Capital Region (NCR)					3,168	793	791	791	793	3,168					
Central Office					1,814	453	453	453	455	1,814					
PS					1,814	453	453	453	455	1,814					
Forest Management Bureau (FMB)					262	66	65	66	65	262					
PS					262	66	65	66	65	262					
Land Management Bureau (LMB)					432	108	108	108	108	432					
PS					432	108	108	108	108	432					
Biodiversity Management Bureau (BMB)					498	125	125	124	124	498					
PS					498	125	125	124	124	498					
NCR - Proper					162	41	40	40	41	162					

FY 2019 FINANCIAL PLAN
(In Thousand Pesos)

Department : Department of Environment and Natural Resources (DENR)
 Agency : Office of the Secretary
 Operating Unit : ALL
 Organization Code (UACS) : 100010000000
 Report Status : ALL

Particulars	UACS CODE	Current Year's Obligation			Budget Year Obligation Program										
		Actual Jan.1-Sept.30	Estimate Oct.1-Dec.30	Total 5=3+4	Total 6=11+16	COMPREHENSIVE RELEASE					FOR LATER RELEASE(Negative List)				
						Q1	Q2	Q3	Q4	Sub Total 11=7+8+9+10	Q1	Q2	Q3	Q4	Sub Total 16=12+13+14+15
1	2	3	4	5=3+4	6=11+16	7	8	9	10	11=7+8+9+10	12	13	14	15	16=12+13+14+15
PS					162	41	40	40	41	162					
Region I - Ilocos					450	112	113	112	113	450					
Regional Office I - Proper					257	64	65	64	64	257					
PS					257	64	65	64	64	257					
PENRO Ilocos Norte					48	12	12	12	12	48					
PS					48	12	12	12	12	48					
PENRO Ilocos Sur					48	12	12	12	12	48					
PS					48	12	12	12	12	48					
PENRO La Union					49	12	12	12	13	49					
PS					49	12	12	12	13	49					
PENRO Pangasinan					48	12	12	12	12	48					
PS					48	12	12	12	12	48					
Cordillera Administrative Region (CAR)					575	144	144	144	143	575					
Regional Office CAR - Proper					287	72	72	72	71	287					
PS					287	72	72	72	71	287					
PENRO Abra					48	12	12	12	12	48					
PS					48	12	12	12	12	48					
PENRO Apayao					48	12	12	12	12	48					
PS					48	12	12	12	12	48					
PENRO Benguet					48	12	12	12	12	48					
PS					48	12	12	12	12	48					
PENRO Ifugao					48	12	12	12	12	48					
PS					48	12	12	12	12	48					
PENRO Kalinga					48	12	12	12	12	48					
PS					48	12	12	12	12	48					
PENRO Mt. Province					48	12	12	12	12	48					
PS					48	12	12	12	12	48					
Region II - Cagayan Valley					506	127	127	126	126	506					
Regional Office II - Proper					266	67	67	66	66	266					
PS					266	67	67	66	66	266					
PENRO Batanes					48	12	12	12	12	48					
PS					48	12	12	12	12	48					
PENRO Cagayan					48	12	12	12	12	48					
PS					48	12	12	12	12	48					
PENRO Isabela					48	12	12	12	12	48					
PS					48	12	12	12	12	48					
PENRO Nueva Vizcaya					48	12	12	12	12	48					
PS					48	12	12	12	12	48					
PENRO Quirino					48	12	12	12	12	48					
PS					48	12	12	12	12	48					
Region III - Central Luzon					553	138	138	138	139	553					
Regional Office III - Proper					217	54	54	54	55	217					
PS					217	54	54	54	55	217					
PENRO Aurora					48	12	12	12	12	48					
PS					48	12	12	12	12	48					
PENRO Bataan					48	12	12	12	12	48					
PS					48	12	12	12	12	48					
PENRO Bulacan					48	12	12	12	12	48					
PS					48	12	12	12	12	48					
PENRO Nueva Ecija					48	12	12	12	12	48					
PS					48	12	12	12	12	48					
PENRO Pampanga					48	12	12	12	12	48					
PS					48	12	12	12	12	48					
PENRO Tarlac					48	12	12	12	12	48					
PS					48	12	12	12	12	48					

FY 2019 FINANCIAL PLAN
(In Thousand Pesos)

Department : Department of Environment and Natural Resources (DENR)
 Agency : Office of the Secretary
 Operating Unit : ALL
 Organization Code (UACS) : 100010000000
 Report Status : ALL

Particulars	UACS CODE	Current Year's Obligation			Budget Year Obligation Program										
		Actual	Estimate	Total	Total	COMPREHENSIVE RELEASE					FOR LATER RELEASE(Negative List)				
		Jan.1-Sept.30	Oct.1-Dec.30	5=3+4	6=11+16	Q1	Q2	Q3	Q4	Sub Total	Q1	Q2	Q3	Q4	Sub Total
1	2	3	4	5=3+4	6=11+16	7	8	9	10	11=7+8+9+10	12	13	14	15	16=12+13+14+15
PENRO Zambales					48	12	12	12	12	48					
PS					48	12	12	12	12	48					
Region IVA - CALABARZON					358	90	90	89	89	358					
Ecosystems Research and Development					109	27	28	27	27	109					
PS					109	27	28	27	27	109					
Regional Office IVA - Proper					201	51	50	50	50	201					
PS					201	51	50	50	50	201					
PENRO Cavite					48	12	12	12	12	48					
PS					48	12	12	12	12	48					
Region IVB - MIMAROPA					387	97	97	97	96	387					
Regional Office IV-B - Proper					147	37	37	37	36	147					
PS					147	37	37	37	36	147					
PENRO Marinduque					48	12	12	12	12	48					
PS					48	12	12	12	12	48					
PENRO Occidental Mindoro					48	12	12	12	12	48					
PS					48	12	12	12	12	48					
PENRO Oriental Mindoro					48	12	12	12	12	48					
PS					48	12	12	12	12	48					
PENRO Palawan					48	12	12	12	12	48					
PS					48	12	12	12	12	48					
PENRO Romblon					48	12	12	12	12	48					
PS					48	12	12	12	12	48					
Region V - Bicol					575	144	144	144	143	575					
Regional Office V - Proper					287	72	72	72	71	287					
PS					287	72	72	72	71	287					
PENRO Albay					48	12	12	12	12	48					
PS					48	12	12	12	12	48					
PENRO Camarines Norte					48	12	12	12	12	48					
PS					48	12	12	12	12	48					
PENRO Camarines Sur					48	12	12	12	12	48					
PS					48	12	12	12	12	48					
PENRO Catanduanes					48	12	12	12	12	48					
PS					48	12	12	12	12	48					
PENRO Masbate					48	12	12	12	12	48					
PS					48	12	12	12	12	48					
PENRO Sorsogon					48	12	12	12	12	48					
PS					48	12	12	12	12	48					
Region VI - Western Visayas					583	149	145	145	144	583					
Regional Office VI - Proper					291	73	73	73	72	291					
PS					291	73	73	73	72	291					
PENRO Aklan					48	12	12	12	12	48					
PS					48	12	12	12	12	48					
PENRO Antique					49	13	12	12	12	49					
PS					49	13	12	12	12	49					
PENRO Capiz					49	13	12	12	12	49					
PS					49	13	12	12	12	49					
PENRO Iloilo					48	12	12	12	12	48					
PS					48	12	12	12	12	48					
PENRO Guimaras					49	13	12	12	12	49					
PS					49	13	12	12	12	49					
PENRO Negros Occidental					49	13	12	12	12	49					
PS					49	13	12	12	12	49					
Region VII - Central Visayas					484	122	121	121	120	484					
Regional Office VII - Proper					291	73	73	73	72	291					
PS					291	73	73	73	72	291					

FY 2019 FINANCIAL PLAN
(In Thousand Pesos)

Department : Department of Environment and Natural Resources (DENR)
 Agency : Office of the Secretary
 Operating Unit : ALL
 Organization Code (UACS) : 100010000000
 Report Status : ALL

Particulars	UACS CODE	Current Year's Obligation			Budget Year Obligation Program										
		Actual	Estimate	Total	Total	COMPREHENSIVE RELEASE					FOR LATER RELEASE(Negative List)				
		Jan.1-Sept.30	Oct.1-Dec.30	5=3+4	6=11+16	Q1	Q2	Q3	Q4	Sub Total	Q1	Q2	Q3	Q4	Sub Total
1	2	3	4	5=3+4	6=11+16	7	8	9	10	11=7+8+9+10	12	13	14	15	16=12+13+14+15
PENRO Bohol					48	12	12	12	12	48					
PS					48	12	12	12	12	48					
PENRO Cebu					49	13	12	12	12	49					
PS					49	13	12	12	12	49					
PENRO Negros Oriental					48	12	12	12	12	48					
PS					48	12	12	12	12	48					
PENRO Siquijor					48	12	12	12	12	48					
PS					48	12	12	12	12	48					
Region VIII - Eastern Visayas					669	168	167	167	167	669					
Regional Office VIII - Proper					381	96	95	95	95	381					
PS					381	96	95	95	95	381					
PENRO Biliran					48	12	12	12	12	48					
PS					48	12	12	12	12	48					
PENRO Leyte					48	12	12	12	12	48					
PS					48	12	12	12	12	48					
PENRO Southern Leyte					48	12	12	12	12	48					
PS					48	12	12	12	12	48					
PENRO Eastern Samar					48	12	12	12	12	48					
PS					48	12	12	12	12	48					
PENRO Northern Samar					48	12	12	12	12	48					
PS					48	12	12	12	12	48					
PENRO Western Samar					48	12	12	12	12	48					
PS					48	12	12	12	12	48					
Region IX - Zamboanga Peninsula					439	111	109	109	110	439					
Regional Office IX- Proper					341	85	85	85	86	341					
PS					341	85	85	85	86	341					
PENRO Zamboanga del Sur					49	13	12	12	12	49					
PS					49	13	12	12	12	49					
PENRO Zamboanga Sibugay					49	13	12	12	12	49					
PS					49	13	12	12	12	49					
Region X - Northern Mindanao					456	114	114	114	114	456					
Regional Office X - Proper					216	54	54	54	54	216					
PS					216	54	54	54	54	216					
PENRO Bukidnon					48	12	12	12	12	48					
PS					48	12	12	12	12	48					
PENRO Camiguin					48	12	12	12	12	48					
PS					48	12	12	12	12	48					
PENRO Lanao del Norte					48	12	12	12	12	48					
PS					48	12	12	12	12	48					
PENRO Misamis Occidental					48	12	12	12	12	48					
PS					48	12	12	12	12	48					
PENRO Misamis Oriental					48	12	12	12	12	48					
PS					48	12	12	12	12	48					
Region XI - Davao					257	64	64	64	65	257					
Regional Office XI - Proper					257	64	64	64	65	257					
PS					257	64	64	64	65	257					
Region XII - SOCCSKSARGEN					56	14	14	14	14	56					
Regional Office XII - Proper					56	14	14	14	14	56					
PS					56	14	14	14	14	56					
Region XIII - CARAGA					449	112	112	112	113	449					
Regional Office XIII - Proper					209	52	52	52	53	209					
PS					209	52	52	52	53	209					
PENRO Agusan del Norte					48	12	12	12	12	48					
PS					48	12	12	12	12	48					
PENRO Agusan del Sur					48	12	12	12	12	48					

FY 2019 FINANCIAL PLAN
(In Thousand Pesos)

Department : Department of Environment and Natural Resources (DENR)
 Agency : Office of the Secretary
 Operating Unit : ALL
 Organization Code (UACS) : 100010000000
 Report Status : ALL

Particulars	UACS CODE	Current Year's Obligation			Budget Year Obligation Program										
		Actual	Estimate	Total	Total	COMPREHENSIVE RELEASE					FOR LATER RELEASE(Negative List)				
		Jan.1-Sept.30	Oct.1-Dec.30	5=3+4		6=11+16	Q1	Q2	Q3	Q4	Sub Total	Q1	Q2	Q3	Q4
1	2	3	4	5=3+4	6=11+16	7	8	9	10	11=7+8+9+10	12	13	14	15	16=12+13+14+15
PS					48	12	12	12	12	48					
PENRO Surigao del Norte					48	12	12	12	12	48					
PS					48	12	12	12	12	48					
PENRO Surigao del Sur					48	12	12	12	12	48					
PS					48	12	12	12	12	48					
PENRO Dinagat Islands					48	12	12	12	12	48					
PS					48	12	12	12	12	48					
Production and Dissemination of Technical and Popular Materials in the Conservation and Development of Natural Resources	2E+14				6,498	1,623	1,626	1,625	1,624	6,498					
National Capital Region (NCR)					3,429	856	857	858	858	3,429					
Central Office					3,242	810	810	810	812	3,242					
PS					3,242	810	810	810	812	3,242					
Land Management Bureau (LMB)					25	6	6	7	6	25					
PS					25	6	6	7	6	25					
NCR - Proper					162	40	41	41	40	162					
PS					162	40	41	41	40	162					
Region I - Ilocos					142	35	35	36	36	142					
Regional Office I - Proper					142	35	35	36	36	142					
PS					142	35	35	36	36	142					
Cordillera Administrative Region (CAR)					206	52	51	52	51	206					
Regional Office CAR - Proper					206	52	51	52	51	206					
PS					206	52	51	52	51	206					
Region II - Cagayan Valley					162	41	41	40	40	162					
Regional Office II - Proper					162	41	41	40	40	162					
PS					162	41	41	40	40	162					
Region III - Central Luzon					110	27	28	27	28	110					
Regional Office III - Proper					110	27	28	27	28	110					
PS					110	27	28	27	28	110					
Region IVA - CALABARZON					222	55	56	55	56	222					
Ecosystems Research and Development					134	33	34	33	34	134					
PS					134	33	34	33	34	134					
Regional Office IVA - Proper					88	22	22	22	22	88					
PS					88	22	22	22	22	88					
Region IVB - MIMAROPA					206	52	52	51	51	206					
Regional Office IV-B - Proper					206	52	52	51	51	206					
PS					206	52	52	51	51	206					
Region V - Bicol					206	52	52	51	51	206					
Regional Office V - Proper					206	52	52	51	51	206					
PS					206	52	52	51	51	206					
Region VI - Western Visayas					208	52	52	52	52	208					
Regional Office VI - Proper					208	52	52	52	52	208					
PS					208	52	52	52	52	208					
Region VII - Central Visayas					209	52	53	52	52	209					
Regional Office VII - Proper					209	52	53	52	52	209					
PS					209	52	53	52	52	209					
Region VIII - Eastern Visayas					208	52	52	52	52	208					
Regional Office VIII - Proper					208	52	52	52	52	208					
PS					208	52	52	52	52	208					
Region IX - Zamboanga Peninsula					208	52	52	52	52	208					
Regional Office IX- Proper					208	52	52	52	52	208					
PS					208	52	52	52	52	208					
Region X - Northern Mindanao					179	45	45	45	44	179					
Regional Office X - Proper					179	45	45	45	44	179					
PS					179	45	45	45	44	179					
Region XI - Davao					230	57	57	58	58	230					

FY 2019 FINANCIAL PLAN
(In Thousand Pesos)

Department : Department of Environment and Natural Resources (DENR)
 Agency : Office of the Secretary
 Operating Unit : ALL
 Organization Code (UACS) : 100010000000
 Report Status : ALL

Particulars	UACS CODE	Current Year's Obligation			Budget Year Obligation Program										
		Actual	Estimate	Total	Total	COMPREHENSIVE RELEASE					FOR LATER RELEASE(Negative List)				
		Jan.1-Sept.30	Oct.1-Dec.30	5=3+4	6=11+16	Q1	Q2	Q3	Q4	Sub Total	Q1	Q2	Q3	Q4	Sub Total
1	2	3	4	5=3+4	6=11+16	7	8	9	10	11=7+8+9+10	12	13	14	15	16=12+13+14+15
Regional Office XI - Proper					230	57	57	58	58	230					
PS					230	57	57	58	58	230					
Region XII - SOCCSKSARGEN					397	99	99	100	99	397					
Regional Office XII - Proper					397	99	99	100	99	397					
PS					397	99	99	100	99	397					
Region XIII - CARAGA					176	44	44	44	44	176					
Regional Office XIII - Proper					176	44	44	44	44	176					
PS					176	44	44	44	44	176					
Legal Services including Operations	2E+14				14,199	3,551	3,549	3,549	3,550	14,199					
National Capital Region (NCR)					5,202	1,300	1,301	1,299	1,302	5,202					
Central Office					4,010	1,002	1,002	1,002	1,004	4,010					
PS					4,010	1,002	1,002	1,002	1,004	4,010					
Forest Management Bureau (FMB)					106	26	27	26	27	106					
PS					106	26	27	26	27	106					
Land Management Bureau (LMB)					684	171	171	171	171	684					
PS					684	171	171	171	171	684					
Biodiversity Management Bureau (BMB)					106	27	27	26	26	106					
PS					106	27	27	26	26	106					
NCR - Proper					296	74	74	74	74	296					
PS					296	74	74	74	74	296					
Region I - Ilocos					710	178	177	178	177	710					
Regional Office I - Proper					710	178	177	178	177	710					
PS					710	178	177	178	177	710					
Cordillera Administrative Region (CAR)					603	151	151	151	150	603					
Regional Office CAR - Proper					603	151	151	151	150	603					
PS					603	151	151	151	150	603					
Region II - Cagayan Valley					662	166	166	165	165	662					
Regional Office II - Proper					662	166	166	165	165	662					
PS					662	166	166	165	165	662					
Region III - Central Luzon					617	154	154	154	155	617					
Regional Office III - Proper					617	154	154	154	155	617					
PS					617	154	154	154	155	617					
Region IVA - CALABARZON					330	83	82	83	82	330					
Regional Office IVA - Proper					330	83	82	83	82	330					
PS					330	83	82	83	82	330					
Region IVB - MIMAROPA					545	136	136	136	137	545					
Regional Office IV-B - Proper					545	136	136	136	137	545					
PS					545	136	136	136	137	545					
Region V - Bicol					697	175	174	174	174	697					
Regional Office V - Proper					697	175	174	174	174	697					
PS					697	175	174	174	174	697					
Region VI - Western Visayas					728	182	182	182	182	728					
Regional Office VI - Proper					728	182	182	182	182	728					
PS					728	182	182	182	182	728					
Region VII - Central Visayas					761	190	190	190	191	761					
Regional Office VII - Proper					761	190	190	190	191	761					
PS					761	190	190	190	191	761					
Region VIII - Eastern Visayas					788	197	197	197	197	788					
Regional Office VIII - Proper					788	197	197	197	197	788					
PS					788	197	197	197	197	788					
Region IX - Zamboanga Peninsula					606	152	151	152	151	606					
Regional Office IX- Proper					606	152	151	152	151	606					
PS					606	152	151	152	151	606					
Region X - Northern Mindanao					535	134	134	134	133	535					
Regional Office X - Proper					535	134	134	134	133	535					

FY 2019 FINANCIAL PLAN
(In Thousand Pesos)

Department : Department of Environment and Natural Resources (DENR)
 Agency : Office of the Secretary
 Operating Unit : ALL
 Organization Code (UACS) : 100010000000
 Report Status : ALL

Particulars	UACS CODE	Current Year's Obligation			Budget Year Obligation Program										
		Actual	Estimate	Total	Total	COMPREHENSIVE RELEASE					FOR LATER RELEASE(Negative List)				
		Jan.1-Sept.30	Oct.1-Dec.30	5=3+4	6=11+16	Q1	Q2	Q3	Q4	Sub Total	Q1	Q2	Q3	Q4	Sub Total
1	2	3	4	5=3+4	6=11+16	7	8	9	10	11=7+8+9+10	12	13	14	15	16=12+13+14+15
PS					535	134	134	134	133	535					
Region XI - Davao					720	180	180	180	180	720					
Regional Office XI - Proper					720	180	180	180	180	720					
PS					720	180	180	180	180	720					
Region XII - SOCCSKSARGEN					333	83	83	84	83	333					
Regional Office XII - Proper					333	83	83	84	83	333					
PS					333	83	83	84	83	333					
Region XIII - CARAGA					362	90	91	90	91	362					
Regional Office XIII - Proper					362	90	91	90	91	362					
PS					362	90	91	90	91	362					
Conduct of Special Studies, Design and Development in Support of Forestry, Mining and Environmental Management	2E+14				2,922	730	730	730	732	2,922					
National Capital Region (NCR)					2,922	730	730	730	732	2,922					
Central Office					2,922	730	730	730	732	2,922					
PS					2,922	730	730	730	732	2,922					
Formulation and Monitoring of ENR Sector Policies, Plans, Programs and Projects	2E+14				39,221	9,810	9,801	9,807	9,803	39,221					
National Capital Region (NCR)					18,104	4,526	4,525	4,526	4,527	18,104					
Central Office					2,666	666	666	666	668	2,666					
PS					2,666	666	666	666	668	2,666					
Forest Management Bureau (FMB)					6,728	1,682	1,682	1,682	1,682	6,728					
PS					6,728	1,682	1,682	1,682	1,682	6,728					
Land Management Bureau (LMB)					3,637	909	909	910	909	3,637					
PS					3,637	909	909	910	909	3,637					
Biodiversity Management Bureau (BMB)					4,449	1,113	1,112	1,112	1,112	4,449					
PS					4,449	1,113	1,112	1,112	1,112	4,449					
NCR - Proper					624	156	156	156	156	624					
PS					624	156	156	156	156	624					
Region I - Ilocos					1,551	388	388	388	387	1,551					
Regional Office I - Proper					581	146	145	145	145	581					
PS					581	146	145	145	145	581					
PENRO Ilocos Norte					175	44	43	44	44	175					
PS					175	44	43	44	44	175					
PENRO Ilocos Sur					194	49	49	48	48	194					
PS					194	49	49	48	48	194					
PENRO La Union					342	85	86	86	85	342					
PS					342	85	86	86	85	342					
PENRO Pangasinan					259	64	65	65	65	259					
PS					259	64	65	65	65	259					
Cordillera Administrative Region (CAR)					1,332	334	333	332	333	1,332					
Regional Office CAR - Proper					537	135	134	134	134	537					
PS					537	135	134	134	134	537					
PENRO Abra					135	34	34	33	34	135					
PS					135	34	34	33	34	135					
PENRO Apayao					132	33	33	33	33	132					
PS					132	33	33	33	33	132					
PENRO Benguet					132	33	33	33	33	132					
PS					132	33	33	33	33	132					
PENRO Ifugao					132	33	33	33	33	132					
PS					132	33	33	33	33	132					
PENRO Kalinga					132	33	33	33	33	132					
PS					132	33	33	33	33	132					
PENRO Mt. Province					132	33	33	33	33	132					
PS					132	33	33	33	33	132					
Region II - Cagayan Valley					1,178	295	295	294	294	1,178					

FY 2019 FINANCIAL PLAN
(In Thousand Pesos)

Department : Department of Environment and Natural Resources (DENR)
 Agency : Office of the Secretary
 Operating Unit : ALL
 Organization Code (UACS) : 100010000000
 Report Status : ALL

Particulars	UACS CODE	Current Year's Obligation			Budget Year Obligation Program										
		Actual	Estimate	Total	Total	COMPREHENSIVE RELEASE					FOR LATER RELEASE(Negative List)				
		Jan.1-Sept.30	Oct.1-Dec.30	5=3+4	6=11+16	Q1	Q2	Q3	Q4	Sub Total	Q1	Q2	Q3	Q4	Sub Total
1	2	3	4	5=3+4	6=11+16	7	8	9	10	11=7+8+9+10	12	13	14	15	16=12+13+14+15
Regional Office II - Proper					548	137	137	137	137	548					
PS					548	137	137	137	137	548					
PENRO Batanes					102	26	26	25	25	102					
PS					102	26	26	25	25	102					
PENRO Cagayan					132	33	33	33	33	132					
PS					132	33	33	33	33	132					
PENRO Isabela					132	33	33	33	33	132					
PS					132	33	33	33	33	132					
PENRO Nueva Vizcaya					132	33	33	33	33	132					
PS					132	33	33	33	33	132					
PENRO Quirino					132	33	33	33	33	132					
PS					132	33	33	33	33	132					
Region III - Central Luzon					3,172	790	795	791	796	3,172					
Regional Office III - Proper					557	139	139	139	140	557					
PS					557	139	139	139	140	557					
PENRO Aurora					368	92	92	92	92	368					
PS					368	92	92	92	92	368					
PENRO Bataan					542	135	136	135	136	542					
PS					542	135	136	135	136	542					
PENRO Bulacan					254	63	64	63	64	254					
PS					254	63	64	63	64	254					
PENRO Nueva Ecija					338	84	85	84	85	338					
PS					338	84	85	84	85	338					
PENRO Pampanga					399	99	100	100	100	399					
PS					399	99	100	100	100	399					
PENRO Tarlac					356	89	89	89	89	356					
PS					356	89	89	89	89	356					
PENRO Zambales					358	89	90	89	90	358					
PS					358	89	90	89	90	358					
Region IVA - CALABARZON					1,176	295	294	294	293	1,176					
Ecosystems Research and Development					232	58	58	58	58	232					
PS					232	58	58	58	58	232					
Regional Office IVA - Proper					418	104	105	104	105	418					
PS					418	104	105	104	105	418					
PENRO Batangas					102	26	25	26	25	102					
PS					102	26	25	26	25	102					
PENRO Cavite					102	26	26	25	25	102					
PS					102	26	26	25	25	102					
PENRO Laguna					102	26	25	26	25	102					
PS					102	26	25	26	25	102					
PENRO Quezon					132	33	33	33	33	132					
PS					132	33	33	33	33	132					
PENRO Rizal					88	22	22	22	22	88					
PS					88	22	22	22	22	88					
Region IVB - MIMAROPA					1,195	299	299	298	299	1,195					
Regional Office IV-B - Proper					605	151	151	151	152	605					
PS					605	151	151	151	152	605					
PENRO Marinduque					102	26	26	25	25	102					
PS					102	26	26	25	25	102					
PENRO Occidental Mindoro					132	33	33	33	33	132					
PS					132	33	33	33	33	132					
PENRO Oriental Mindoro					88	22	22	22	22	88					
PS					88	22	22	22	22	88					
PENRO Palawan					132	33	33	33	33	132					
PS					132	33	33	33	33	132					

FY 2019 FINANCIAL PLAN
(In Thousand Pesos)

Department : Department of Environment and Natural Resources (DENR)
 Agency : Office of the Secretary
 Operating Unit : ALL
 Organization Code (UACS) : 100010000000
 Report Status : ALL

Particulars	UACS CODE	Current Year's Obligation			Budget Year Obligation Program										
		Actual	Estimate	Total	Total	COMPREHENSIVE RELEASE					FOR LATER RELEASE(Negative List)				
		Jan.1-Sept.30	Oct.1-Dec.30	5=3+4	6=11+16	Q1	Q2	Q3	Q4	Sub Total	Q1	Q2	Q3	Q4	Sub Total
1	2	3	4	5=3+4	6=11+16	7	8	9	10	11=7+8+9+10	12	13	14	15	16=12+13+14+15
PENRO Romblon					136	34	34	34	34	136					
PS					136	34	34	34	34	136					
Region V - Bicol					1,352	338	338	338	338	1,352					
Regional Office V - Proper					560	140	140	140	140	560					
PS					560	140	140	140	140	560					
PENRO Albay					132	33	33	33	33	132					
PS					132	33	33	33	33	132					
PENRO Camarines Norte					132	33	33	33	33	132					
PS					132	33	33	33	33	132					
PENRO Camarines Sur					132	33	33	33	33	132					
PS					132	33	33	33	33	132					
PENRO Catanduanes					132	33	33	33	33	132					
PS					132	33	33	33	33	132					
PENRO Masbate					132	33	33	33	33	132					
PS					132	33	33	33	33	132					
PENRO Sorsogon					132	33	33	33	33	132					
PS					132	33	33	33	33	132					
Region VI - Western Visayas					1,480	373	368	372	367	1,480					
Regional Office VI - Proper					585	147	146	146	146	585					
PS					585	147	146	146	146	585					
PENRO Aklan					104	26	26	26	26	104					
PS					104	26	26	26	26	104					
PENRO Antique					155	39	39	39	38	155					
PS					155	39	39	39	38	155					
PENRO Capiz					134	34	33	34	33	134					
PS					134	34	33	34	33	134					
PENRO Iloilo					178	45	44	45	44	178					
PS					178	45	44	45	44	178					
PENRO Guimaras					134	34	33	34	33	134					
PS					134	34	33	34	33	134					
PENRO Negros Occidental					190	48	47	48	47	190					
PS					190	48	47	48	47	190					
Region VII - Central Visayas					1,011	252	253	253	253	1,011					
Regional Office VII - Proper					454	113	114	113	114	454					
PS					454	113	114	113	114	454					
PENRO Bohol					180	45	45	45	45	180					
PS					180	45	45	45	45	180					
PENRO Cebu					134	34	33	34	33	134					
PS					134	34	33	34	33	134					
PENRO Negros Oriental					139	34	35	35	35	139					
PS					139	34	35	35	35	139					
PENRO Siquijor					104	26	26	26	26	104					
PS					104	26	26	26	26	104					
Region VIII - Eastern Visayas					1,659	417	413	416	413	1,659					
Regional Office VIII - Proper					350	88	87	88	87	350					
PS					350	88	87	88	87	350					
PENRO Biliran					132	33	33	33	33	132					
PS					132	33	33	33	33	132					
PENRO Leyte					239	60	59	60	60	239					
PS					239	60	59	60	60	239					
PENRO Southern Leyte					185	47	46	46	46	185					
PS					185	47	46	46	46	185					
PENRO Eastern Samar					205	51	51	52	51	205					
PS					205	51	51	52	51	205					
PENRO Northern Samar					285	72	71	71	71	285					

FY 2019 FINANCIAL PLAN
(In Thousand Pesos)

Department : Department of Environment and Natural Resources (DENR)
 Agency : Office of the Secretary
 Operating Unit : ALL
 Organization Code (UACS) : 100010000000
 Report Status : ALL

Particulars	UACS CODE	Current Year's Obligation			Budget Year Obligation Program										
		Actual	Estimate	Total	Total	COMPREHENSIVE RELEASE					FOR LATER RELEASE(Negative List)				
		Jan.1-Sept.30	Oct.1-Dec.30	5=3+4	6=11+16	Q1	Q2	Q3	Q4	Sub Total	Q1	Q2	Q3	Q4	Sub Total
1	2	3	4	5=3+4	6=11+16	7	8	9	10	11=7+8+9+10	12	13	14	15	16=12+13+14+15
PS					285	72	71	71	71	285					
PENRO Western Samar					263	66	66	66	65	263					
PS					263	66	66	66	65	263					
Region IX - Zamboanga Peninsula					1,018	257	253	255	253	1,018					
Regional Office IX- Proper					705	177	176	176	176	705					
PS					705	177	176	176	176	705					
PENRO Zamboanga del Norte					45	12	11	11	11	45					
PS					45	12	11	11	11	45					
PENRO Zamboanga del Sur					134	34	33	34	33	134					
PS					134	34	33	34	33	134					
PENRO Zamboanga Sibugay					134	34	33	34	33	134					
PS					134	34	33	34	33	134					
Region X - Northern Mindanao					978	245	244	245	244	978					
Regional Office X - Proper					494	124	123	124	123	494					
PS					494	124	123	124	123	494					
PENRO Camiguin					132	33	33	33	33	132					
PS					132	33	33	33	33	132					
PENRO Lanao del Norte					132	33	33	33	33	132					
PS					132	33	33	33	33	132					
PENRO Misamis Occidental					88	22	22	22	22	88					
PS					88	22	22	22	22	88					
PENRO Misamis Oriental					132	33	33	33	33	132					
PS					132	33	33	33	33	132					
Region XI - Davao					1,341	333	335	336	337	1,341					
Regional Office XI - Proper					605	151	151	151	152	605					
PS					605	151	151	151	152	605					
PENRO Compostela Valley					170	42	42	43	43	170					
PS					170	42	42	43	43	170					
PENRO Davao del Norte					151	37	38	38	38	151					
PS					151	37	38	38	38	151					
PENRO Davao del Sur					132	33	33	33	33	132					
PS					132	33	33	33	33	132					
PENRO Davao Oriental					132	33	33	33	33	132					
PS					132	33	33	33	33	132					
PENRO Davao Occidental					151	37	38	38	38	151					
PS					151	37	38	38	38	151					
Region XII - SOCCSKSARGEN					1,229	307	307	308	307	1,229					
Regional Office XII - Proper					736	184	184	184	184	736					
PS					736	184	184	184	184	736					
PENRO North Cotabato					316	79	79	79	79	316					
PS					316	79	79	79	79	316					
PENRO Sultan Kudarat					177	44	44	45	44	177					
PS					177	44	44	45	44	177					
Region XIII - CARAGA					1,445	361	361	361	362	1,445					
Regional Office XIII - Proper					533	133	133	133	134	533					
PS					533	133	133	133	134	533					
PENRO Agusan del Norte					248	62	62	62	62	248					
PS					248	62	62	62	62	248					
PENRO Agusan del Sur					132	33	33	33	33	132					
PS					132	33	33	33	33	132					
PENRO Surigao del Norte					132	33	33	33	33	132					
PS					132	33	33	33	33	132					
PENRO Surigao del Sur					268	67	67	67	67	268					
PS					268	67	67	67	67	268					
PENRO Dinagat Islands					132	33	33	33	33	132					

FY 2019 FINANCIAL PLAN
(In Thousand Pesos)

Department : Department of Environment and Natural Resources (DENR)
 Agency : Office of the Secretary
 Operating Unit : ALL
 Organization Code (UACS) : 100010000000
 Report Status : ALL

Particulars	UACS CODE	Current Year's Obligation			Budget Year Obligation Program										
		Actual	Estimate	Total	Total	COMPREHENSIVE RELEASE					FOR LATER RELEASE(Negative List)				
		Jan.1-Sept.30	Oct.1-Dec.30	5=3+4	6=11+16	Q1	Q2	Q3	Q4	Sub Total	Q1	Q2	Q3	Q4	Sub Total
1	2	3	4	5=3+4	6=11+16	7	8	9	10	11=7+8+9+10	12	13	14	15	16=12+13+14+15
PS					132	33	33	33	33	132					
Ecosystem Research Development and Region IVA - CALABARZON	2E+14				13,580	3,395	3,395	3,395	3,395	13,580					
Ecosystems Research and Development					13,580	3,395	3,395	3,395	3,395	13,580					
PS					13,580	3,395	3,395	3,395	3,395	13,580					
Operations	3E+14				345,975	86,509	86,506	86,500	86,460	345,975					
OO : Natural resources sustainably managed	3.1E+14				345,975	86,509	86,506	86,500	86,460	345,975					
NATURAL RESOURCES ENFORCEMENT AND	3.101E+14				41,200	10,311	10,300	10,301	10,288	41,200					
Natural Resources management arrangement/agreement and permit	3.101E+14				41,200	10,311	10,300	10,301	10,288	41,200					
National Capital Region (NCR)					1,510	377	377	378	378	1,510					
NCR - Proper					1,510	377	377	378	378	1,510					
PS					1,510	377	377	378	378	1,510					
Region I - Ilocos					1,840	460	460	460	460	1,840					
Regional Office I - Proper					689	172	172	173	172	689					
PS					689	172	172	173	172	689					
PENRO Ilocos Norte					383	96	96	95	96	383					
PS					383	96	96	95	96	383					
PENRO Ilocos Sur					325	81	82	81	81	325					
PS					325	81	82	81	81	325					
PENRO La Union					117	29	29	30	29	117					
PS					117	29	29	30	29	117					
PENRO Pangasinan					326	82	81	81	82	326					
PS					326	82	81	81	82	326					
Cordillera Administrative Region (CAR)					1,971	494	494	491	492	1,971					
Regional Office CAR - Proper					249	63	62	62	62	249					
PS					249	63	62	62	62	249					
PENRO Abra					210	52	53	52	53	210					
PS					210	52	53	52	53	210					
PENRO Apayao					390	98	98	97	97	390					
PS					390	98	98	97	97	390					
PENRO Benguet					247	62	62	61	62	247					
PS					247	62	62	61	62	247					
PENRO Ifugao					308	77	77	77	77	308					
PS					308	77	77	77	77	308					
PENRO Kalinga					394	99	98	99	98	394					
PS					394	99	98	99	98	394					
PENRO Mt. Province					173	43	44	43	43	173					
PS					173	43	44	43	43	173					
Region II - Cagayan Valley					2,369	594	593	591	591	2,369					
Regional Office II - Proper					454	114	114	113	113	454					
PS					454	114	114	113	113	454					
PENRO Batanes					76	19	19	19	19	76					
PS					76	19	19	19	19	76					
PENRO Cagayan					620	155	155	155	155	620					
PS					620	155	155	155	155	620					
PENRO Isabela					620	155	155	155	155	620					
PS					620	155	155	155	155	620					
PENRO Nueva Vizcaya					502	126	126	125	125	502					
PS					502	126	126	125	125	502					
PENRO Quirino					97	25	24	24	24	97					
PS					97	25	24	24	24	97					
Region III - Central Luzon					1,526	379	382	382	383	1,526					
Regional Office III - Proper					655	163	164	164	164	655					
PS					655	163	164	164	164	655					
PENRO Aurora					737	184	184	184	185	737					

FY 2019 FINANCIAL PLAN
(In Thousand Pesos)

Department : Department of Environment and Natural Resources (DENR)
 Agency : Office of the Secretary
 Operating Unit : ALL
 Organization Code (UACS) : 100010000000
 Report Status : ALL

Particulars	UACS CODE	Current Year's Obligation			Budget Year Obligation Program										
		Actual Jan.1-Sept.30	Estimate Oct.1-Dec.30	Total 5=3+4	Total 6=11+16	COMPREHENSIVE RELEASE					FOR LATER RELEASE(Negative List)				
						Q1	Q2	Q3	Q4	Sub Total 11=7+8+9+10	Q1	Q2	Q3	Q4	Sub Total 16=12+13+14+15
1	2	3	4	5=3+4	6=11+16	7	8	9	10	11=7+8+9+10	12	13	14	15	16=12+13+14+15
PS					737	184	184	184	185	737					
PENRO Bataan					76	19	19	19	19	76					
PS					76	19	19	19	19	76					
PENRO Pampanga					39	9	10	10	10	39					
PS					39	9	10	10	10	39					
PENRO Tarlac					19	4	5	5	5	19					
PS					19	4	5	5	5	19					
Region IVA - CALABARZON					3,094	773	774	774	773	3,094					
Regional Office IVA - Proper					469	117	117	117	118	469					
PS					469	117	117	117	118	469					
PENRO Batangas					99	25	25	25	24	99					
PS					99	25	25	25	24	99					
PENRO Cavite					190	48	47	48	47	190					
PS					190	48	47	48	47	190					
PENRO Laguna					311	77	78	78	78	311					
PS					311	77	78	78	78	311					
PENRO Quezon					1,727	432	432	431	432	1,727					
PS					1,727	432	432	431	432	1,727					
PENRO Rizal					298	74	75	75	74	298					
PS					298	74	75	75	74	298					
Region IVB - MIMAROPA					3,589	897	897	896	899	3,589					
Regional Office IV-B - Proper					666	167	167	166	166	666					
PS					666	167	167	166	166	666					
PENRO Marinduque					157	39	39	39	40	157					
PS					157	39	39	39	40	157					
PENRO Occidental Mindoro					625	156	156	156	157	625					
PS					625	156	156	156	157	625					
PENRO Oriental Mindoro					540	135	135	135	135	540					
PS					540	135	135	135	135	540					
PENRO Palawan					1,408	352	352	352	352	1,408					
PS					1,408	352	352	352	352	1,408					
PENRO Romblon					193	48	48	48	49	193					
PS					193	48	48	48	49	193					
Region V - Bicol					2,778	697	696	693	692	2,778					
Regional Office V - Proper					600	150	150	150	150	600					
PS					600	150	150	150	150	600					
PENRO Albay					258	65	65	64	64	258					
PS					258	65	65	64	64	258					
PENRO Camarines Norte					270	68	68	67	67	270					
PS					270	68	68	67	67	270					
PENRO Camarines Sur					927	232	232	232	231	927					
PS					927	232	232	232	231	927					
PENRO Catanduanes					221	56	55	55	55	221					
PS					221	56	55	55	55	221					
PENRO Masbate					326	82	82	81	81	326					
PS					326	82	82	81	81	326					
PENRO Sorsogon					176	44	44	44	44	176					
PS					176	44	44	44	44	176					
Region VI - Western Visayas					3,133	786	782	785	780	3,133					
Regional Office VI - Proper					119	30	30	30	29	119					
PS					119	30	30	30	29	119					
PENRO Aklan					348	87	87	87	87	348					
PS					348	87	87	87	87	348					
PENRO Antique					462	116	115	116	115	462					
PS					462	116	115	116	115	462					

FY 2019 FINANCIAL PLAN
(In Thousand Pesos)

Department : Department of Environment and Natural Resources (DENR)
 Agency : Office of the Secretary
 Operating Unit : ALL
 Organization Code (UACS) : 100010000000
 Report Status : ALL

Particulars	UACS CODE	Current Year's Obligation			Budget Year Obligation Program										
		Actual	Estimate	Total	Total	COMPREHENSIVE RELEASE					FOR LATER RELEASE(Negative List)				
		Jan.1-Sept.30	Oct.1-Dec.30	5=3+4	6=11+16	Q1	Q2	Q3	Q4	Sub Total	Q1	Q2	Q3	Q4	Sub Total
1	2	3	4	5=3+4	6=11+16	7	8	9	10	11=7+8+9+10	12	13	14	15	16=12+13+14+15
PENRO Capiz					155	39	39	39	38	155					
PS					155	39	39	39	38	155					
PENRO Iloilo					926	232	231	232	231	926					
PS					926	232	231	232	231	926					
PENRO Guimaras					326	82	81	82	81	326					
PS					326	82	81	82	81	326					
PENRO Negros Occidental					797	200	199	199	199	797					
PS					797	200	199	199	199	797					
Region VII - Central Visayas					2,821	706	705	706	704	2,821					
Regional Office VII - Proper					1,215	304	304	304	303	1,215					
PS					1,215	304	304	304	303	1,215					
PENRO Bohol					464	116	116	116	116	464					
PS					464	116	116	116	116	464					
PENRO Cebu					503	126	126	126	125	503					
PS					503	126	126	126	125	503					
PENRO Negros Oriental					486	122	121	122	121	486					
PS					486	122	121	122	121	486					
PENRO Siquijor					153	38	38	38	39	153					
PS					153	38	38	38	39	153					
Region VIII - Eastern Visayas					1,875	473	467	469	466	1,875					
Regional Office VIII - Proper					539	135	135	135	134	539					
PS					539	135	135	135	134	539					
PENRO Biliran					77	20	19	19	19	77					
PS					77	20	19	19	19	77					
PENRO Leyte					429	108	107	107	107	429					
PS					429	108	107	107	107	429					
PENRO Southern Leyte					269	68	67	67	67	269					
PS					269	68	67	67	67	269					
PENRO Eastern Samar					229	58	57	57	57	229					
PS					229	58	57	57	57	229					
PENRO Northern Samar					38	10	9	10	9	38					
PS					38	10	9	10	9	38					
PENRO Western Samar					294	74	73	74	73	294					
PS					294	74	73	74	73	294					
Region IX - Zamboanga Peninsula					2,708	678	676	678	676	2,708					
Regional Office IX- Proper					536	134	134	134	134	536					
PS					536	134	134	134	134	536					
PENRO Zamboanga del Norte					824	206	206	206	206	824					
PS					824	206	206	206	206	824					
PENRO Zamboanga del Sur					442	111	110	111	110	442					
PS					442	111	110	111	110	442					
PENRO Zamboanga Sibugay					906	227	226	227	226	906					
PS					906	227	226	227	226	906					
Region X - Northern Mindanao					3,395	850	849	850	846	3,395					
Regional Office X - Proper					218	55	55	54	54	218					
PS					218	55	55	54	54	218					
PENRO Bukidnon					1,487	372	372	372	371	1,487					
PS					1,487	372	372	372	371	1,487					
PENRO Camiguin					292	73	73	73	73	292					
PS					292	73	73	73	73	292					
PENRO Lanao del Norte					449	112	112	113	112	449					
PS					449	112	112	113	112	449					
PENRO Misamis Occidental					466	117	116	117	116	466					
PS					466	117	116	117	116	466					
PENRO Misamis Oriental					483	121	121	121	120	483					

FY 2019 FINANCIAL PLAN
(In Thousand Pesos)

Department : Department of Environment and Natural Resources (DENR)
 Agency : Office of the Secretary
 Operating Unit : ALL
 Organization Code (UACS) : 100010000000
 Report Status : ALL

Particulars	UACS CODE	Current Year's Obligation			Budget Year Obligation Program										
		Actual	Estimate	Total	Total	COMPREHENSIVE RELEASE					FOR LATER RELEASE(Negative List)				
		Jan.1-Sept.30	Oct.1-Dec.30	5=3+4	6=11+16	Q1	Q2	Q3	Q4	Sub Total	Q1	Q2	Q3	Q4	Sub Total
1	2	3	4	5=3+4	6=11+16	7	8	9	10	11=7+8+9+10	12	13	14	15	16=12+13+14+15
PS					483	121	121	121	120	483					
Region XI - Davao					1,874	468	468	468	470	1,874					
Regional Office XI - Proper					528	132	132	132	132	528					
PS					528	132	132	132	132	528					
PENRO Compostela Valley					293	73	73	73	74	293					
PS					293	73	73	73	74	293					
PENRO Davao del Norte					292	73	73	73	73	292					
PS					292	73	73	73	73	292					
PENRO Davao del Sur					293	73	73	73	74	293					
PS					293	73	73	73	74	293					
PENRO Davao Oriental					468	117	117	117	117	468					
PS					468	117	117	117	117	468					
Region XII - SOCCSKSARGEN					3,045	761	761	762	761	3,045					
Regional Office XII - Proper					520	130	130	130	130	520					
PS					520	130	130	130	130	520					
PENRO North Cotabato					964	241	241	241	241	964					
PS					964	241	241	241	241	964					
PENRO Sarangani					316	79	79	79	79	316					
PS					316	79	79	79	79	316					
PENRO South Cotabato					352	88	88	88	88	352					
PS					352	88	88	88	88	352					
PENRO Sultan Kudarat					893	223	223	224	223	893					
PS					893	223	223	224	223	893					
Region XIII - CARAGA					3,672	918	919	918	917	3,672					
Regional Office XIII - Proper					885	221	222	221	221	885					
PS					885	221	222	221	221	885					
PENRO Agusan del Norte					194	49	48	49	48	194					
PS					194	49	48	49	48	194					
PENRO Agusan del Sur					1,824	456	456	456	456	1,824					
PS					1,824	456	456	456	456	1,824					
PENRO Surigao del Norte					148	37	37	37	37	148					
PS					148	37	37	37	37	148					
PENRO Surigao del Sur					546	136	137	136	137	546					
PS					546	136	137	136	137	546					
PENRO Dinagat Islands					75	19	19	19	18	75					
PS					75	19	19	19	18	75					
NATURAL RESOURCES CONSERVATION AND DEVELOPMENT PROGRAM	3.102E+14				304,775	76,198	76,206	76,199	76,172	304,775					
PROTECTED AREAS, CAVES, AND WETLANDS DEVELOPMENT AND MANAGEMENT SUB-PROGRAM	3.10201E+14				69,829	17,461	17,460	17,457	17,451	69,829					
Protected areas development and	3.10201E+14				69,829	17,461	17,460	17,457	17,451	69,829					
National Capital Region (NCR)					1,514	378	379	378	379	1,514					
Biodiversity Management Bureau (BMB)					888	222	222	222	222	888					
PS					888	222	222	222	222	888					
NCR - Proper					626	156	157	156	157	626					
PS					626	156	157	156	157	626					
Region I - Ilocos					3,165	791	791	792	791	3,165					
Regional Office I - Proper					1,007	251	252	252	252	1,007					
PS					1,007	251	252	252	252	1,007					
PENRO Ilocos Norte					532	133	133	133	133	532					
PS					532	133	133	133	133	532					
PENRO Ilocos Sur					617	154	154	155	154	617					
PS					617	154	154	155	154	617					
PENRO La Union					214	54	53	53	54	214					
PS					214	54	53	53	54	214					
PENRO Pangasinan					795	199	199	199	198	795					

FY 2019 FINANCIAL PLAN
(In Thousand Pesos)

Department : Department of Environment and Natural Resources (DENR)
 Agency : Office of the Secretary
 Operating Unit : ALL
 Organization Code (UACS) : 100010000000
 Report Status : ALL

Particulars	UACS CODE	Current Year's Obligation			Budget Year Obligation Program											
		Actual	Estimate	Total	Total	COMPREHENSIVE RELEASE					FOR LATER RELEASE(Negative List)					
		Jan.1-Sept.30	Oct.1-Dec.30	5=3+4	6=11+16	Q1	Q2	Q3	Q4	Sub Total	Q1	Q2	Q3	Q4	Sub Total	
1	2	3	4	5=3+4	6=11+16	7	8	9	10	11=7+8+9+10	12	13	14	15	16=12+13+14+15	
PS					795	199	199	199	198	795						
Cordillera Administrative Region (CAR)					4,936	1,235	1,234	1,234	1,233	4,936						
Regional Office CAR - Proper					959	240	240	240	239	959						
PS					959	240	240	240	239	959						
PENRO Abra					559	140	140	140	139	559						
PS					559	140	140	140	139	559						
PENRO Apayao					580	145	145	145	145	580						
PS					580	145	145	145	145	580						
PENRO Benguet					848	212	212	212	212	848						
PS					848	212	212	212	212	848						
PENRO Ifugao					560	140	140	140	140	560						
PS					560	140	140	140	140	560						
PENRO Kalinga					580	145	145	145	145	580						
PS					580	145	145	145	145	580						
PENRO Mt. Province					850	213	212	212	213	850						
PS					850	213	212	212	213	850						
Region II - Cagayan Valley					5,994	1,500	1,500	1,498	1,496	5,994						
Regional Office II - Proper					986	247	247	246	246	986						
PS					986	247	247	246	246	986						
PENRO Batanes					228	57	57	57	57	228						
PS					228	57	57	57	57	228						
PENRO Cagayan					1,547	387	387	387	386	1,547						
PS					1,547	387	387	387	386	1,547						
PENRO Isabela					1,863	466	466	466	465	1,863						
PS					1,863	466	466	466	465	1,863						
PENRO Nueva Vizcaya					654	164	164	163	163	654						
PS					654	164	164	163	163	654						
PENRO Quirino					716	179	179	179	179	716						
PS					716	179	179	179	179	716						
Region III - Central Luzon					6,399	1,597	1,601	1,599	1,602	6,399						
Regional Office III - Proper					885	221	221	221	222	885						
PS					885	221	221	221	222	885						
PENRO Aurora					786	196	197	196	197	786						
PS					786	196	197	196	197	786						
PENRO Bataan					832	208	208	208	208	832						
PS					832	208	208	208	208	832						
PENRO Bulacan					815	203	204	204	204	815						
PS					815	203	204	204	204	815						
PENRO Nueva Ecija					1,120	280	280	280	280	1,120						
PS					1,120	280	280	280	280	1,120						
PENRO Pampanga					522	130	131	130	131	522						
PS					522	130	131	130	131	522						
PENRO Tarlac					784	196	196	196	196	784						
PS					784	196	196	196	196	784						
PENRO Zambales					655	163	164	164	164	655						
PS					655	163	164	164	164	655						
Region IVA - CALABARZON					4,567	1,140	1,142	1,142	1,143	4,567						
Regional Office IVA - Proper					823	205	206	206	206	823						
PS					823	205	206	206	206	823						
PENRO Batangas					491	122	123	123	123	491						
PS					491	122	123	123	123	491						
PENRO Cavite					682	171	170	171	170	682						
PS					682	171	170	171	170	682						
PENRO Laguna					460	115	115	115	115	460						
PS					460	115	115	115	115	460						

FY 2019 FINANCIAL PLAN
(In Thousand Pesos)

Department : Department of Environment and Natural Resources (DENR)
 Agency : Office of the Secretary
 Operating Unit : ALL
 Organization Code (UACS) : 100010000000
 Report Status : ALL

Particulars	UACS CODE	Current Year's Obligation			Budget Year Obligation Program										
		Actual	Estimate	Total	Total	COMPREHENSIVE RELEASE					FOR LATER RELEASE(Negative List)				
		Jan.1-Sept.30	Oct.1-Dec.30	5=3+4	6=11+16	Q1	Q2	Q3	Q4	Sub Total	Q1	Q2	Q3	Q4	Sub Total
1	2	3	4	5=3+4	6=11+16	7	8	9	10	11=7+8+9+10	12	13	14	15	16=12+13+14+15
PENRO Quezon					1,622	405	406	405	406	1,622					
PS					1,622	405	406	405	406	1,622					
PENRO Rizal					489	122	122	122	123	489					
PS					489	122	122	122	123	489					
Region IVB - MIMAROPA					5,836	1,460	1,460	1,458	1,458	5,836					
Regional Office IV-B - Proper					694	174	174	173	173	694					
PS					694	174	174	173	173	694					
PENRO Marinduque					423	106	106	106	105	423					
PS					423	106	106	106	105	423					
PENRO Occidental Mindoro					1,296	324	324	324	324	1,296					
PS					1,296	324	324	324	324	1,296					
PENRO Oriental Mindoro					638	160	160	159	159	638					
PS					638	160	160	159	159	638					
PENRO Palawan					2,325	581	581	581	582	2,325					
PS					2,325	581	581	581	582	2,325					
PENRO Romblon					460	115	115	115	115	460					
PS					460	115	115	115	115	460					
Region V - Bicol					4,540	1,138	1,137	1,133	1,132	4,540					
Regional Office V - Proper					1,114	279	279	278	278	1,114					
PS					1,114	279	279	278	278	1,114					
PENRO Albay					400	100	100	100	100	400					
PS					400	100	100	100	100	400					
PENRO Camarines Norte					434	109	109	108	108	434					
PS					434	109	109	108	108	434					
PENRO Camarines Sur					1,142	286	286	285	285	1,142					
PS					1,142	286	286	285	285	1,142					
PENRO Catanduanes					357	90	89	89	89	357					
PS					357	90	89	89	89	357					
PENRO Masbate					695	174	174	174	173	695					
PS					695	174	174	174	173	695					
PENRO Sorsogon					398	100	100	99	99	398					
PS					398	100	100	99	99	398					
Region VI - Western Visayas					5,063	1,269	1,265	1,266	1,263	5,063					
Regional Office VI - Proper					1,141	286	285	285	285	1,141					
PS					1,141	286	285	285	285	1,141					
PENRO Aklan					841	211	210	210	210	841					
PS					841	211	210	210	210	841					
PENRO Antique					657	165	164	164	164	657					
PS					657	165	164	164	164	657					
PENRO Capiz					396	99	99	99	99	396					
PS					396	99	99	99	99	396					
PENRO Iloilo					771	193	193	193	192	771					
PS					771	193	193	193	192	771					
PENRO Guimaras					350	88	87	88	87	350					
PS					350	88	87	88	87	350					
PENRO Negros Occidental					907	227	227	227	226	907					
PS					907	227	227	227	226	907					
Region VII - Central Visayas					4,623	1,156	1,156	1,156	1,155	4,623					
Regional Office VII - Proper					1,016	254	254	254	254	1,016					
PS					1,016	254	254	254	254	1,016					
PENRO Bohol					1,056	264	264	264	264	1,056					
PS					1,056	264	264	264	264	1,056					
PENRO Cebu					1,122	280	281	280	281	1,122					
PS					1,122	280	281	280	281	1,122					
PENRO Negros Oriental					1,042	261	260	261	260	1,042					

FY 2019 FINANCIAL PLAN
(In Thousand Pesos)

Department : Department of Environment and Natural Resources (DENR)
 Agency : Office of the Secretary
 Operating Unit : ALL
 Organization Code (UACS) : 100010000000
 Report Status : ALL

Particulars	UACS CODE	Current Year's Obligation			Budget Year Obligation Program										
		Actual	Estimate	Total	Total	COMPREHENSIVE RELEASE					FOR LATER RELEASE(Negative List)				
		Jan.1-Sept.30	Oct.1-Dec.30	5=3+4	6=11+16	Q1	Q2	Q3	Q4	Sub Total	Q1	Q2	Q3	Q4	Sub Total
1	2	3	4	5=3+4	6=11+16	7	8	9	10	11=7+8+9+10	12	13	14	15	16=12+13+14+15
PS					1,042	261	260	261	260	1,042					
PENRO Siquijor					387	97	97	97	96	387					
PS					387	97	97	97	96	387					
Region VIII - Eastern Visayas					3,744	938	935	937	934	3,744					
Regional Office VIII - Proper					644	161	161	161	161	644					
PS					644	161	161	161	161	644					
PENRO Biliran					272	68	68	68	68	272					
PS					272	68	68	68	68	272					
PENRO Leyte					649	163	162	162	162	649					
PS					649	163	162	162	162	649					
PENRO Southern Leyte					447	112	112	112	111	447					
PS					447	112	112	112	111	447					
PENRO Eastern Samar					416	104	104	104	104	416					
PS					416	104	104	104	104	416					
PENRO Northern Samar					702	176	175	176	175	702					
PS					702	176	175	176	175	702					
PENRO Western Samar					614	154	153	154	153	614					
PS					614	154	153	154	153	614					
Region IX - Zamboanga Peninsula					5,050	1,264	1,262	1,263	1,261	5,050					
Regional Office IX- Proper					867	217	217	217	216	867					
PS					867	217	217	217	216	867					
PENRO Zamboanga del Norte					1,473	369	368	368	368	1,473					
PS					1,473	369	368	368	368	1,473					
PENRO Zamboanga del Sur					1,002	251	250	251	250	1,002					
PS					1,002	251	250	251	250	1,002					
PENRO Zamboanga Sibugay					1,708	427	427	427	427	1,708					
PS					1,708	427	427	427	427	1,708					
Region X - Northern Mindanao					4,206	1,053	1,051	1,052	1,050	4,206					
Regional Office X - Proper					880	220	220	220	220	880					
PS					880	220	220	220	220	880					
PENRO Bukidnon					1,240	310	310	310	310	1,240					
PS					1,240	310	310	310	310	1,240					
PENRO Camiguin					188	47	47	47	47	188					
PS					188	47	47	47	47	188					
PENRO Lanao del Norte					637	160	159	159	159	637					
PS					637	160	159	159	159	637					
PENRO Misamis Occidental					654	164	163	164	163	654					
PS					654	164	163	164	163	654					
PENRO Misamis Oriental					607	152	152	152	151	607					
PS					607	152	152	152	151	607					
Region XI - Davao					4,638	1,157	1,159	1,160	1,162	4,638					
Regional Office XI - Proper					1,585	396	396	396	397	1,585					
PS					1,585	396	396	396	397	1,585					
PENRO Compostela Valley					669	167	167	167	168	669					
PS					669	167	167	167	168	669					
PENRO Davao del Norte					511	127	128	128	128	511					
PS					511	127	128	128	128	511					
PENRO Davao del Sur					675	168	169	169	169	675					
PS					675	168	169	169	169	675					
PENRO Davao Oriental					1,198	299	299	300	300	1,198					
PS					1,198	299	299	300	300	1,198					
Region XII - SOCCSKSARGEN					1,347	335	337	338	337	1,347					
Regional Office XII - Proper					116	29	29	29	29	116					
PS					116	29	29	29	29	116					
PENRO North Cotabato					448	112	112	112	112	448					

FY 2019 FINANCIAL PLAN
(In Thousand Pesos)

Department : Department of Environment and Natural Resources (DENR)
 Agency : Office of the Secretary
 Operating Unit : ALL
 Organization Code (UACS) : 100010000000
 Report Status : ALL

Particulars	UACS CODE	Current Year's Obligation			Budget Year Obligation Program										
		Actual	Estimate	Total	Total	COMPREHENSIVE RELEASE					FOR LATER RELEASE(Negative List)				
		Jan.1-Sept.30	Oct.1-Dec.30	5=3+4	6=11+16	Q1	Q2	Q3	Q4	Sub Total	Q1	Q2	Q3	Q4	Sub Total
1	2	3	4	5=3+4	6=11+16	7	8	9	10	11=7+8+9+10	12	13	14	15	16=12+13+14+15
PS					448	112	112	112	112	448					
PENRO Sarangani					289	72	72	73	72	289					
PS					289	72	72	73	72	289					
PENRO South Cotabato					259	64	65	65	65	259					
PS					259	64	65	65	65	259					
PENRO Sultan Kudarat					235	58	59	59	59	235					
PS					235	58	59	59	59	235					
Region XIII - CARAGA					4,207	1,050	1,051	1,051	1,055	4,207					
Regional Office XIII - Proper					442	110	110	110	112	442					
PS					442	110	110	110	112	442					
PENRO Agusan del Norte					696	174	174	174	174	696					
PS					696	174	174	174	174	696					
PENRO Agusan del Sur					963	240	240	240	243	963					
PS					963	240	240	240	243	963					
PENRO Surigao del Norte					771	193	193	193	192	771					
PS					771	193	193	193	192	771					
PENRO Surigao del Sur					823	205	206	206	206	823					
PS					823	205	206	206	206	823					
PENRO Dinagat Islands					512	128	128	128	128	512					
PS					512	128	128	128	128	512					
LAND MANAGEMENT SUB-PROGRAM	3.10204E+14				101,917	25,477	25,486	25,483	25,471	101,917					
Land Survey, Disposition and Records	3.10204E+14				101,917	25,477	25,486	25,483	25,471	101,917					
National Capital Region (NCR)					3,864	966	966	966	966	3,864					
NCR - Proper					3,864	966	966	966	966	3,864					
PS					3,864	966	966	966	966	3,864					
Region I - Ilocos					5,320	1,330	1,330	1,330	1,330	5,320					
Regional Office I - Proper					2,470	618	617	618	617	2,470					
PS					2,470	618	617	618	617	2,470					
PENRO Ilocos Norte					763	191	190	191	191	763					
PS					763	191	190	191	191	763					
PENRO Ilocos Sur					761	190	191	190	190	761					
PS					761	190	191	190	190	761					
PENRO La Union					310	77	78	77	78	310					
PS					310	77	78	77	78	310					
PENRO Pangasinan					1,016	254	254	254	254	1,016					
PS					1,016	254	254	254	254	1,016					
Cordillera Administrative Region (CAR)					6,887	1,722	1,722	1,722	1,721	6,887					
Regional Office CAR - Proper					2,283	571	571	571	570	2,283					
PS					2,283	571	571	571	570	2,283					
PENRO Abra					861	215	215	215	216	861					
PS					861	215	215	215	216	861					
PENRO Apayao					704	176	176	176	176	704					
PS					704	176	176	176	176	704					
PENRO Benguet					922	231	230	231	230	922					
PS					922	231	230	231	230	922					
PENRO Ifugao					669	167	168	167	167	669					
PS					669	167	168	167	167	669					
PENRO Kalinga					708	177	177	177	177	708					
PS					708	177	177	177	177	708					
PENRO Mt. Province					740	185	185	185	185	740					
PS					740	185	185	185	185	740					
Region II - Cagayan Valley					8,535	2,136	2,135	2,134	2,130	8,535					
Regional Office II - Proper					2,878	720	720	719	719	2,878					
PS					2,878	720	720	719	719	2,878					
PENRO Batanes					349	88	87	87	87	349					

FY 2019 FINANCIAL PLAN
(In Thousand Pesos)

Department : Department of Environment and Natural Resources (DENR)
 Agency : Office of the Secretary
 Operating Unit : ALL
 Organization Code (UACS) : 100010000000
 Report Status : ALL

Particulars	UACS CODE	Current Year's Obligation			Budget Year Obligation Program										
		Actual	Estimate	Total	Total	COMPREHENSIVE RELEASE					FOR LATER RELEASE(Negative List)				
		Jan.1-Sept.30	Oct.1-Dec.30	5=3+4	6=11+16	Q1	Q2	Q3	Q4	Sub Total	Q1	Q2	Q3	Q4	Sub Total
1	2	3	4	5=3+4	6=11+16	7	8	9	10	11=7+8+9+10	12	13	14	15	16=12+13+14+15
PS					349	88	87	87	87	349					
PENRO Cagayan					1,591	398	398	398	397	1,591					
PS					1,591	398	398	398	397	1,591					
PENRO Isabela					1,727	432	432	432	431	1,727					
PS					1,727	432	432	432	431	1,727					
PENRO Nueva Vizcaya					1,007	252	252	252	251	1,007					
PS					1,007	252	252	252	251	1,007					
PENRO Quirino					983	246	246	246	245	983					
PS					983	246	246	246	245	983					
Region III - Central Luzon					10,102	2,522	2,528	2,523	2,529	10,102					
Regional Office III - Proper					3,319	829	830	830	830	3,319					
PS					3,319	829	830	830	830	3,319					
PENRO Aurora					846	211	212	211	212	846					
PS					846	211	212	211	212	846					
PENRO Bataan					1,010	252	253	252	253	1,010					
PS					1,010	252	253	252	253	1,010					
PENRO Bulacan					1,154	288	289	288	289	1,154					
PS					1,154	288	289	288	289	1,154					
PENRO Nueva Ecija					1,250	312	313	312	313	1,250					
PS					1,250	312	313	312	313	1,250					
PENRO Pampanga					490	122	123	122	123	490					
PS					490	122	123	122	123	490					
PENRO Tarlac					1,009	252	252	252	253	1,009					
PS					1,009	252	252	252	253	1,009					
PENRO Zambales					1,024	256	256	256	256	1,024					
PS					1,024	256	256	256	256	1,024					
Region IVA - CALABARZON					6,907	1,726	1,728	1,726	1,727	6,907					
Regional Office IVA - Proper					2,826	707	707	706	706	2,826					
PS					2,826	707	707	706	706	2,826					
PENRO Batangas					840	210	210	210	210	840					
PS					840	210	210	210	210	840					
PENRO Cavite					672	168	168	168	168	672					
PS					672	168	168	168	168	672					
PENRO Laguna					830	207	208	207	208	830					
PS					830	207	208	207	208	830					
PENRO Quezon					1,115	278	279	279	279	1,115					
PS					1,115	278	279	279	279	1,115					
PENRO Rizal					624	156	156	156	156	624					
PS					624	156	156	156	156	624					
Region IVB - MIMAROPA					7,773	1,943	1,943	1,943	1,944	7,773					
Regional Office IV-B - Proper					2,868	717	717	717	717	2,868					
PS					2,868	717	717	717	717	2,868					
PENRO Marinduque					527	132	132	132	131	527					
PS					527	132	132	132	131	527					
PENRO Occidental Mindoro					1,059	265	265	265	264	1,059					
PS					1,059	265	265	265	264	1,059					
PENRO Oriental Mindoro					713	178	178	178	179	713					
PS					713	178	178	178	179	713					
PENRO Palawan					2,213	553	553	553	554	2,213					
PS					2,213	553	553	553	554	2,213					
PENRO Romblon					393	98	98	98	99	393					
PS					393	98	98	98	99	393					
Region V - Bicol					5,762	1,442	1,442	1,440	1,438	5,762					
Regional Office V - Proper					2,518	630	630	629	629	2,518					
PS					2,518	630	630	629	629	2,518					

FY 2019 FINANCIAL PLAN
(In Thousand Pesos)

Department : Department of Environment and Natural Resources (DENR)
 Agency : Office of the Secretary
 Operating Unit : ALL
 Organization Code (UACS) : 100010000000
 Report Status : ALL

Particulars	UACS CODE	Current Year's Obligation			Budget Year Obligation Program										
		Actual	Estimate	Total	Total	COMPREHENSIVE RELEASE					FOR LATER RELEASE(Negative List)				
		Jan.1-Sept.30	Oct.1-Dec.30	5=3+4	6=11+16	Q1	Q2	Q3	Q4	Sub Total	Q1	Q2	Q3	Q4	Sub Total
1	2	3	4	5=3+4	6=11+16	7	8	9	10	11=7+8+9+10	12	13	14	15	16=12+13+14+15
PENRO Albay					675	169	169	169	168	675					
PS					675	169	169	169	168	675					
PENRO Camarines Norte					432	108	108	108	108	432					
PS					432	108	108	108	108	432					
PENRO Camarines Sur					711	178	178	178	177	711					
PS					711	178	178	178	177	711					
PENRO Catanduanes					404	101	101	101	101	404					
PS					404	101	101	101	101	404					
PENRO Masbate					702	176	176	175	175	702					
PS					702	176	176	175	175	702					
PENRO Sorsogon					320	80	80	80	80	320					
PS					320	80	80	80	80	320					
Region VI - Western Visayas					5,789	1,449	1,447	1,448	1,445	5,789					
Regional Office VI - Proper					1,824	456	456	456	456	1,824					
PS					1,824	456	456	456	456	1,824					
PENRO Aklan					544	136	136	136	136	544					
PS					544	136	136	136	136	544					
PENRO Antique					612	153	153	153	153	612					
PS					612	153	153	153	153	612					
PENRO Capiz					311	78	78	78	77	311					
PS					311	78	78	78	77	311					
PENRO Iloilo					946	237	236	237	236	946					
PS					946	237	236	237	236	946					
PENRO Guimaras					367	92	92	92	91	367					
PS					367	92	92	92	91	367					
PENRO Negros Occidental					1,185	297	296	296	296	1,185					
PS					1,185	297	296	296	296	1,185					
Region VII - Central Visayas					5,006	1,249	1,253	1,251	1,253	5,006					
Regional Office VII - Proper					2,509	627	628	627	627	2,509					
PS					2,509	627	628	627	627	2,509					
PENRO Bohol					727	181	182	182	182	727					
PS					727	181	182	182	182	727					
PENRO Cebu					834	208	209	208	209	834					
PS					834	208	209	208	209	834					
PENRO Negros Oriental					597	149	149	149	150	597					
PS					597	149	149	149	150	597					
PENRO Siquijor					339	84	85	85	85	339					
PS					339	84	85	85	85	339					
Region VIII - Eastern Visayas					7,429	1,859	1,857	1,858	1,855	7,429					
Regional Office VIII - Proper					2,365	592	591	591	591	2,365					
PS					2,365	592	591	591	591	2,365					
PENRO Biliran					288	72	72	72	72	288					
PS					288	72	72	72	72	288					
PENRO Leyte					1,479	370	370	370	369	1,479					
PS					1,479	370	370	370	369	1,479					
PENRO Southern Leyte					852	213	213	213	213	852					
PS					852	213	213	213	213	852					
PENRO Eastern Samar					899	225	225	225	224	899					
PS					899	225	225	225	224	899					
PENRO Northern Samar					564	141	141	141	141	564					
PS					564	141	141	141	141	564					
PENRO Western Samar					982	246	245	246	245	982					
PS					982	246	245	246	245	982					
Region IX - Zamboanga Peninsula					8,492	2,124	2,123	2,123	2,122	8,492					
Regional Office IX- Proper					3,355	839	839	839	838	3,355					

FY 2019 FINANCIAL PLAN
(In Thousand Pesos)

Department : Department of Environment and Natural Resources (DENR)
 Agency : Office of the Secretary
 Operating Unit : ALL
 Organization Code (UACS) : 100010000000
 Report Status : ALL

Particulars	UACS CODE	Current Year's Obligation			Budget Year Obligation Program										
		Actual	Estimate	Total	Total	COMPREHENSIVE RELEASE					FOR LATER RELEASE(Negative List)				
		Jan.1-Sept.30	Oct.1-Dec.30	5=3+4	6=11+16	Q1	Q2	Q3	Q4	Sub Total	Q1	Q2	Q3	Q4	Sub Total
1	2	3	4	5=3+4	6=11+16	7	8	9	10	11=7+8+9+10	12	13	14	15	16=12+13+14+15
PS					3,355	839	839	839	838	3,355					
PENRO Zamboanga del Norte					2,168	542	542	542	542	2,168					
PS					2,168	542	542	542	542	2,168					
PENRO Zamboanga del Sur					1,072	268	268	268	268	1,072					
PS					1,072	268	268	268	268	1,072					
PENRO Zamboanga Sibugay					1,897	475	474	474	474	1,897					
PS					1,897	475	474	474	474	1,897					
Region X - Northern Mindanao					5,740	1,436	1,434	1,437	1,433	5,740					
Regional Office X - Proper					2,168	542	542	542	542	2,168					
PS					2,168	542	542	542	542	2,168					
PENRO Bukidnon					1,439	360	360	360	359	1,439					
PS					1,439	360	360	360	359	1,439					
PENRO Camiguin					246	62	61	62	61	246					
PS					246	62	61	62	61	246					
PENRO Lanao del Norte					646	162	161	162	161	646					
PS					646	162	161	162	161	646					
PENRO Misamis Occidental					572	143	143	143	143	572					
PS					572	143	143	143	143	572					
PENRO Misamis Oriental					669	167	167	168	167	669					
PS					669	167	167	168	167	669					
Region XI - Davao					5,996	1,497	1,499	1,500	1,500	5,996					
Regional Office XI - Proper					2,491	622	623	623	623	2,491					
PS					2,491	622	623	623	623	2,491					
PENRO Compostela Valley					635	158	159	159	159	635					
PS					635	158	159	159	159	635					
PENRO Davao del Norte					738	184	184	185	185	738					
PS					738	184	184	185	185	738					
PENRO Davao del Sur					1,028	257	257	257	257	1,028					
PS					1,028	257	257	257	257	1,028					
PENRO Davao Oriental					1,104	276	276	276	276	1,104					
PS					1,104	276	276	276	276	1,104					
Region XII - SOCCSKSARGEN					3,104	775	776	778	775	3,104					
Regional Office XII - Proper					1,362	340	341	341	340	1,362					
PS					1,362	340	341	341	340	1,362					
PENRO North Cotabato					509	127	127	128	127	509					
PS					509	127	127	128	127	509					
PENRO Sarangani					380	95	95	95	95	380					
PS					380	95	95	95	95	380					
PENRO South Cotabato					356	89	89	89	89	356					
PS					356	89	89	89	89	356					
PENRO Sultan Kudarat					497	124	124	125	124	497					
PS					497	124	124	125	124	497					
Region XIII - CARAGA					5,211	1,301	1,303	1,304	1,303	5,211					
Regional Office XIII - Proper					1,280	320	320	320	320	1,280					
PS					1,280	320	320	320	320	1,280					
PENRO Agusan del Norte					686	171	172	171	172	686					
PS					686	171	172	171	172	686					
PENRO Agusan del Sur					1,252	313	313	313	313	1,252					
PS					1,252	313	313	313	313	1,252					
PENRO Surigao del Norte					407	101	102	102	102	407					
PS					407	101	102	102	102	407					
PENRO Surigao del Sur					1,209	302	302	303	302	1,209					
PS					1,209	302	302	303	302	1,209					
PENRO Dinagat Islands					377	94	94	95	94	377					
PS					377	94	94	95	94	377					

FY 2019 FINANCIAL PLAN
(In Thousand Pesos)

Department : Department of Environment and Natural Resources (DENR)
 Agency : Office of the Secretary
 Operating Unit : ALL
 Organization Code (UACS) : 100010000000
 Report Status : ALL

Particulars	UACS CODE	Current Year's Obligation			Budget Year Obligation Program										
		Actual	Estimate	Total	Total	COMPREHENSIVE RELEASE					FOR LATER RELEASE(Negative List)				
		Jan.1-Sept.30	Oct.1-Dec.30	5=3+4	6=11+16	Q1	Q2	Q3	Q4	Sub Total	Q1	Q2	Q3	Q4	Sub Total
1	2	3	4	5=3+4	6=11+16	7	8	9	10	11=7+8+9+10	12	13	14	15	16=12+13+14+15
FOREST AND WATERSHED MANAGEMENT SUB-	3.10205E+14				133,029	33,260	33,260	33,259	33,250	133,029					
Forest Development, Rehabilitation,	3.10205E+14				133,029	33,260	33,260	33,259	33,250	133,029					
National Capital Region (NCR)					1,126	281	281	282	282	1,126					
NCR - Proper					1,126	281	281	282	282	1,126					
PS					1,126	281	281	282	282	1,126					
Region I - Ilocos					5,497	1,374	1,375	1,374	1,374	5,497					
Regional Office I - Proper					552	138	138	138	138	552					
PS					552	138	138	138	138	552					
PENRO Ilocos Norte					1,293	323	324	323	323	1,293					
PS					1,293	323	324	323	323	1,293					
PENRO Ilocos Sur					1,294	324	323	323	324	1,294					
PS					1,294	324	323	323	324	1,294					
PENRO La Union					555	139	139	139	138	555					
PS					555	139	139	139	138	555					
PENRO Pangasinan					1,803	450	451	451	451	1,803					
PS					1,803	450	451	451	451	1,803					
Cordillera Administrative Region (CAR)					12,150	3,038	3,038	3,038	3,036	12,150					
Regional Office CAR - Proper					1,612	403	403	403	403	1,612					
PS					1,612	403	403	403	403	1,612					
PENRO Abra					1,660	415	415	415	415	1,660					
PS					1,660	415	415	415	415	1,660					
PENRO Apayao					2,188	547	547	547	547	2,188					
PS					2,188	547	547	547	547	2,188					
PENRO Benguet					1,743	436	436	436	435	1,743					
PS					1,743	436	436	436	435	1,743					
PENRO Ifugao					1,633	408	408	408	409	1,633					
PS					1,633	408	408	408	409	1,633					
PENRO Kalinga					1,807	452	452	452	451	1,807					
PS					1,807	452	452	452	451	1,807					
PENRO Mt. Province					1,507	377	377	377	376	1,507					
PS					1,507	377	377	377	376	1,507					
Region II - Cagayan Valley					11,801	2,952	2,950	2,950	2,949	11,801					
Regional Office II - Proper					1,009	253	252	252	252	1,009					
PS					1,009	253	252	252	252	1,009					
PENRO Batanes					512	128	128	128	128	512					
PS					512	128	128	128	128	512					
PENRO Cagayan					3,537	885	884	884	884	3,537					
PS					3,537	885	884	884	884	3,537					
PENRO Isabela					3,911	978	978	978	977	3,911					
PS					3,911	978	978	978	977	3,911					
PENRO Nueva Vizcaya					1,440	360	360	360	360	1,440					
PS					1,440	360	360	360	360	1,440					
PENRO Quirino					1,392	348	348	348	348	1,392					
PS					1,392	348	348	348	348	1,392					
Region III - Central Luzon					7,435	1,857	1,860	1,858	1,860	7,435					
Regional Office III - Proper					60	15	15	15	15	60					
PS					60	15	15	15	15	60					
PENRO Aurora					1,298	324	325	324	325	1,298					
PS					1,298	324	325	324	325	1,298					
PENRO Bataan					785	196	196	196	197	785					
PS					785	196	196	196	197	785					
PENRO Bulacan					1,139	285	285	285	284	1,139					
PS					1,139	285	285	285	284	1,139					
PENRO Nueva Ecija					1,362	340	341	340	341	1,362					
PS					1,362	340	341	340	341	1,362					

FY 2019 FINANCIAL PLAN
(In Thousand Pesos)

Department : Department of Environment and Natural Resources (DENR)
 Agency : Office of the Secretary
 Operating Unit : ALL
 Organization Code (UACS) : 100010000000
 Report Status : ALL

Particulars	UACS CODE	Current Year's Obligation			Budget Year Obligation Program										
		Actual	Estimate	Total	Total	COMPREHENSIVE RELEASE					FOR LATER RELEASE(Negative List)				
		Jan.1-Sept.30	Oct.1-Dec.30	5=3+4	6=11+16	Q1	Q2	Q3	Q4	Sub Total	Q1	Q2	Q3	Q4	Sub Total
1	2	3	4	5=3+4	6=11+16	7	8	9	10	11=7+8+9+10	12	13	14	15	16=12+13+14+15
PENRO Pampanga					599	149	150	150	150	599					
PS					599	149	150	150	150	599					
PENRO Tarlac					1,012	253	253	253	253	1,012					
PS					1,012	253	253	253	253	1,012					
PENRO Zambales					1,180	295	295	295	295	1,180					
PS					1,180	295	295	295	295	1,180					
Region IVA - CALABARZON					6,702	1,675	1,675	1,676	1,676	6,702					
Regional Office IVA - Proper					1,026	257	256	257	256	1,026					
PS					1,026	257	256	257	256	1,026					
PENRO Batangas					927	231	232	232	232	927					
PS					927	231	232	232	232	927					
PENRO Cavite					818	204	205	204	205	818					
PS					818	204	205	204	205	818					
PENRO Laguna					689	172	172	172	173	689					
PS					689	172	172	172	173	689					
PENRO Quezon					2,689	672	672	673	672	2,689					
PS					2,689	672	672	673	672	2,689					
PENRO Rizal					553	139	138	138	138	553					
PS					553	139	138	138	138	553					
Region IVB - MIMAROPA					11,653	2,914	2,914	2,913	2,912	11,653					
Regional Office IV-B - Proper					952	238	238	238	238	952					
PS					952	238	238	238	238	952					
PENRO Marinduque					675	169	169	169	168	675					
PS					675	169	169	169	168	675					
PENRO Occidental Mindoro					1,712	428	428	428	428	1,712					
PS					1,712	428	428	428	428	1,712					
PENRO Oriental Mindoro					2,286	572	572	571	571	2,286					
PS					2,286	572	572	571	571	2,286					
PENRO Palawan					5,211	1,303	1,303	1,303	1,302	5,211					
PS					5,211	1,303	1,303	1,303	1,302	5,211					
PENRO Romblon					817	204	204	204	205	817					
PS					817	204	204	204	205	817					
Region V - Bicol					5,564	1,394	1,392	1,390	1,388	5,564					
Regional Office V - Proper					857	215	214	214	214	857					
PS					857	215	214	214	214	857					
PENRO Albay					823	206	206	206	205	823					
PS					823	206	206	206	205	823					
PENRO Camarines Norte					654	164	164	163	163	654					
PS					654	164	164	163	163	654					
PENRO Camarines Sur					1,375	344	344	344	343	1,375					
PS					1,375	344	344	344	343	1,375					
PENRO Catanduanes					462	116	116	115	115	462					
PS					462	116	116	115	115	462					
PENRO Masbate					901	226	225	225	225	901					
PS					901	226	225	225	225	901					
PENRO Sorsogon					492	123	123	123	123	492					
PS					492	123	123	123	123	492					
Region VI - Western Visayas					10,085	2,524	2,520	2,522	2,519	10,085					
Regional Office VI - Proper					2,044	511	511	511	511	2,044					
PS					2,044	511	511	511	511	2,044					
PENRO Aklan					1,429	358	357	357	357	1,429					
PS					1,429	358	357	357	357	1,429					
PENRO Antique					1,299	325	325	325	324	1,299					
PS					1,299	325	325	325	324	1,299					
PENRO Capiz					750	188	187	188	187	750					

FY 2019 FINANCIAL PLAN
(In Thousand Pesos)

Department : Department of Environment and Natural Resources (DENR)
 Agency : Office of the Secretary
 Operating Unit : ALL
 Organization Code (UACS) : 100010000000
 Report Status : ALL

Particulars	UACS CODE	Current Year's Obligation			Budget Year Obligation Program										
		Actual	Estimate	Total	Total	COMPREHENSIVE RELEASE					FOR LATER RELEASE(Negative List)				
		Jan.1-Sept.30	Oct.1-Dec.30	5=3+4	6=11+16	Q1	Q2	Q3	Q4	Sub Total	Q1	Q2	Q3	Q4	Sub Total
1	2	3	4	5=3+4	6=11+16	7	8	9	10	11=7+8+9+10	12	13	14	15	16=12+13+14+15
PS					750	188	187	188	187	750					
PENRO Iloilo					2,065	517	516	516	516	2,065					
PS					2,065	517	516	516	516	2,065					
PENRO Guimaras					722	181	180	181	180	722					
PS					722	181	180	181	180	722					
PENRO Negros Occidental					1,776	444	444	444	444	1,776					
PS					1,776	444	444	444	444	1,776					
Region VII - Central Visayas					6,308	1,577	1,578	1,577	1,576	6,308					
Regional Office VII - Proper					568	142	142	142	142	568					
PS					568	142	142	142	142	568					
PENRO Bohol					1,831	458	458	458	457	1,831					
PS					1,831	458	458	458	457	1,831					
PENRO Cebu					1,770	442	443	442	443	1,770					
PS					1,770	442	443	442	443	1,770					
PENRO Negros Oriental					1,639	410	410	410	409	1,639					
PS					1,639	410	410	410	409	1,639					
PENRO Siquijor					500	125	125	125	125	500					
PS					500	125	125	125	125	500					
Region VIII - Eastern Visayas					9,384	2,348	2,346	2,345	2,345	9,384					
Regional Office VIII - Proper					1,781	446	445	445	445	1,781					
PS					1,781	446	445	445	445	1,781					
PENRO Biliran					496	124	124	124	124	496					
PS					496	124	124	124	124	496					
PENRO Leyte					1,735	434	434	434	433	1,735					
PS					1,735	434	434	434	433	1,735					
PENRO Southern Leyte					1,441	361	360	360	360	1,441					
PS					1,441	361	360	360	360	1,441					
PENRO Eastern Samar					1,379	345	345	344	345	1,379					
PS					1,379	345	345	344	345	1,379					
PENRO Northern Samar					1,144	286	286	286	286	1,144					
PS					1,144	286	286	286	286	1,144					
PENRO Western Samar					1,408	352	352	352	352	1,408					
PS					1,408	352	352	352	352	1,408					
Region IX - Zamboanga Peninsula					9,681	2,421	2,420	2,420	2,420	9,681					
Regional Office IX- Proper					1,712	428	428	428	428	1,712					
PS					1,712	428	428	428	428	1,712					
PENRO Zamboanga del Norte					2,917	730	729	729	729	2,917					
PS					2,917	730	729	729	729	2,917					
PENRO Zamboanga del Sur					1,568	392	392	392	392	1,568					
PS					1,568	392	392	392	392	1,568					
PENRO Zamboanga Sibugay					3,484	871	871	871	871	3,484					
PS					3,484	871	871	871	871	3,484					
Region X - Northern Mindanao					7,700	1,925	1,924	1,928	1,923	7,700					
Regional Office X - Proper					949	237	237	238	237	949					
PS					949	237	237	238	237	949					
PENRO Bukidnon					2,385	596	596	597	596	2,385					
PS					2,385	596	596	597	596	2,385					
PENRO Camiguin					366	92	91	92	91	366					
PS					366	92	91	92	91	366					
PENRO Lanao del Norte					1,467	367	367	367	366	1,467					
PS					1,467	367	367	367	366	1,467					
PENRO Misamis Occidental					1,033	258	258	259	258	1,033					
PS					1,033	258	258	259	258	1,033					
PENRO Misamis Oriental					1,500	375	375	375	375	1,500					
PS					1,500	375	375	375	375	1,500					

FY 2019 FINANCIAL PLAN
(In Thousand Pesos)

Department : Department of Environment and Natural Resources (DENR)
 Agency : Office of the Secretary
 Operating Unit : ALL
 Organization Code (UACS) : 100010000000
 Report Status : ALL

Particulars	UACS CODE	Current Year's Obligation			Budget Year Obligation Program										
		Actual	Estimate	Total	Total	COMPREHENSIVE RELEASE					FOR LATER RELEASE(Negative List)				
		Jan.1-Sept.30	Oct.1-Dec.30	5=3+4	6=11+16	Q1	Q2	Q3	Q4	Sub Total	Q1	Q2	Q3	Q4	Sub Total
1	2	3	4	5=3+4	6=11+16	7	8	9	10	11=7+8+9+10	12	13	14	15	16=12+13+14+15
Region XI - Davao					9,272	2,316	2,317	2,319	2,320	9,272					
Regional Office XI - Proper					884	221	221	221	221	884					
PS					884	221	221	221	221	884					
PENRO Compostela Valley					1,689	422	422	422	423	1,689					
PS					1,689	422	422	422	423	1,689					
PENRO Davao del Norte					1,582	395	395	396	396	1,582					
PS					1,582	395	395	396	396	1,582					
PENRO Davao del Sur					2,170	542	542	543	543	2,170					
PS					2,170	542	542	543	543	2,170					
PENRO Davao Oriental					2,947	736	737	737	737	2,947					
PS					2,947	736	737	737	737	2,947					
Region XII - SOCCSKSARGEN					6,869	1,715	1,718	1,718	1,718	6,869					
Regional Office XII - Proper					1,371	342	343	343	343	1,371					
PS					1,371	342	343	343	343	1,371					
PENRO North Cotabato					1,754	438	439	438	439	1,754					
PS					1,754	438	439	438	439	1,754					
PENRO Sarangani					1,183	295	296	296	296	1,183					
PS					1,183	295	296	296	296	1,183					
PENRO South Cotabato					1,212	303	303	303	303	1,212					
PS					1,212	303	303	303	303	1,212					
PENRO Sultan Kudarat					1,349	337	337	338	337	1,349					
PS					1,349	337	337	338	337	1,349					
Region XIII - CARAGA					11,802	2,949	2,952	2,949	2,952	11,802					
Regional Office XIII - Proper					1,014	253	254	253	254	1,014					
PS					1,014	253	254	253	254	1,014					
PENRO Agusan del Norte					2,671	667	668	668	668	2,671					
PS					2,671	667	668	668	668	2,671					
PENRO Agusan del Sur					1,804	451	451	451	451	1,804					
PS					1,804	451	451	451	451	1,804					
PENRO Surigao del Norte					1,592	398	398	398	398	1,592					
PS					1,592	398	398	398	398	1,592					
PENRO Surigao del Sur					3,698	924	925	924	925	3,698					
PS					3,698	924	925	924	925	3,698					
PENRO Dinagat Islands					1,023	256	256	255	256	1,023					
PS					1,023	256	256	255	256	1,023					
Integrated Protected Areas Fund	104334				30,000	7,500	7,500	7,500	7,500	30,000					
Operations	3E+14				30,000	7,500	7,500	7,500	7,500	30,000					
OO : Natural resources sustainably managed	3.1E+14				30,000	7,500	7,500	7,500	7,500	30,000					
NATURAL RESOURCES CONSERVATION AND DEVELOPMENT PROGRAM	3.102E+14				30,000	7,500	7,500	7,500	7,500	30,000					
PROTECTED AREAS, CAVES, AND WETLANDS DEVELOPMENT AND MANAGEMENT SUB-PROGRAM	3.10201E+14				30,000	7,500	7,500	7,500	7,500	30,000					
Protected areas development and	3.10201E+14				30,000	7,500	7,500	7,500	7,500	30,000					
National Capital Region (NCR)					30,000	7,500	7,500	7,500	7,500	30,000					
Central Office					30,000	7,500	7,500	7,500	7,500	30,000					
MOOE					30,000	7,500	7,500	7,500	7,500	30,000					
Wildlife Management Fund	104335				5,500	1,375	1,375	1,375	1,375	5,500					
Operations	3E+14				5,500	1,375	1,375	1,375	1,375	5,500					
OO : Natural resources sustainably managed	3.1E+14				5,500	1,375	1,375	1,375	1,375	5,500					
NATURAL RESOURCES CONSERVATION AND DEVELOPMENT PROGRAM	3.102E+14				5,500	1,375	1,375	1,375	1,375	5,500					
WILDLIFE RESOURCES CONSERVATION SUB-	3.10202E+14				5,500	1,375	1,375	1,375	1,375	5,500					
Protection and conservation of wildlife	3.10202E+14				5,500	1,375	1,375	1,375	1,375	5,500					
National Capital Region (NCR)					5,500	1,375	1,375	1,375	1,375	5,500					
Central Office					5,500	1,375	1,375	1,375	1,375	5,500					
MOOE					5,500	1,375	1,375	1,375	1,375	5,500					