

**QUARTERLY REPORT OF REVENUE AND OTHER RECEIPTS**  
As of the Quarter Ending March 31, 2022

Department : DEPARTMENT OF ENVIRONMENT AND NATURAL RESOURCES  
 Agency : Office of the Secretary  
 Operating Unit : ALL  
 Organization Code : 10 001 01 00000  
 Fund Cluster : 01 - Regular Agency Fund

CLASSIFICATION/SOURCES OF REVENUE AND OTHER RECEIPTS	UACS Code	REVENUE TARGET (Annual per BESF)	ACTUAL REVENUE AND OTHER RECEIPTS COLLECTIONS					Cumulative Remittance/ Deposits to Date			VARIANCE		REMARKS
			1st Quarter	2nd Quarter	3rd Quarter	4th Quarter	TOTAL	Remittance to BTR	Deposited with AGDB	TOTAL	Amount	%	
1	2	3	4	5	6	7	8=(4+5+6+7)	9	10	11=(9+10)	12=(8-3)	13=(12/3)	14
<b>A. Regular Agency Fund (Fund Cluster 01)</b>													
<b>A.I Revenue Collections</b>		776,761,000.00	262,499,408.42	-	-	-	262,499,408.42	260,188,146.47	444,751.00	260,632,897.47	(514,261,591.58)	-66%	
<b>A.1.1 Cash Revenue</b>		776,761,000.00	260,850,111.10	-	-	-	260,850,111.10	260,188,146.47	444,751.00	260,632,897.47	(515,910,888.90)	-66%	
<b>Tax</b>													
Tax on Forest Products	40103060	14,184,000.00	14,581,522.10	-	-	-	14,581,522.10	14,567,912.20	-	14,567,912.20	397,522.10	3%	
<b>Non-Tax</b>													
<b>Service Income</b>		163,722,000.00	92,331,941.39	-	-	-	92,331,941.39	92,184,771.74	5,360.00	92,190,131.74	(71,390,058.61)	-44%	
Permit Fees	40201010	29,919,000.00	22,310,672.69	-	-	-	22,310,672.69	22,232,714.63	-	22,232,714.63	(7,608,327.31)	-25%	
Registration Fees	40201020	5,203,000.00	2,900,066.00	-	-	-	2,900,066.00	2,896,266.00	-	2,896,266.00	(2,302,934.00)	-44%	
Clearance and Certification Fees	40201040	16,648,000.00	4,571,668.24	-	-	-	4,571,668.24	4,555,924.24	-	4,555,924.24	(12,076,331.76)	-73%	
Processing Fees	40201130	3,088,000.00	1,351,729.06	-	-	-	1,351,729.06	1,343,742.66	-	1,343,742.66	(1,736,270.94)	-56%	
Supervision & Regulation Enforcement Fees	40201070	18,695,000.00	18,085,307.43	-	-	-	18,085,307.43	18,085,307.43	-	18,085,307.43	(609,692.57)	-3%	
Legal Fees	40201090	36,000.00	7,209.00	-	-	-	7,209.00	7,209.00	-	7,209.00	(28,791.00)	-80%	
Inspection Fees	40201100	5,099,000.00	986,886.21	-	-	-	986,886.21	984,160.05	-	984,160.05	(4,112,113.79)	-81%	
Verification & Authentication Fees	40201110	6,077,000.00	929,984.89	-	-	-	929,984.89	926,901.19	-	926,901.19	(5,147,015.11)	-85%	
Fines and Penalties-Service Income	40201140	4,073,000.00	7,829,673.50	-	-	-	7,829,673.50	7,824,673.50	-	7,824,673.50	3,756,673.50	92%	
Other Service Income	40201990	74,884,000.00	33,358,744.37	-	-	-	33,358,744.37	33,327,873.04	5,360.00	33,333,233.04	(41,525,255.63)	-55%	*Deposits to AGDB amounting to P 5,360 refers to IPAF Revenue of Region 2 which was temporarily deposited to Fund 101.
<b>Business Income</b>		584,240,000.00	150,094,835.24	-	-	-	150,094,835.24	149,947,055.86	86,600.00	150,033,655.86	(434,145,164.76)	-74%	
Seminar/Training Fees	40202040	-	138,000.00	-	-	-	138,000.00	138,000.00	-	138,000.00	138,000.00	-	
Rent/Lease Income	40202050	365,495,000.00	146,446,009.59	-	-	-	146,446,009.59	146,377,383.39	19,000.00	146,396,383.39	(219,048,990.41)	-60%	*The Deposits to AGDB composed of P15,000 which refers to collections of Region 2 from basketball court rentals which will be used for its maintenance and P 4,000 of Region 3 which will be subsequently deposited to BTr.
Income from Hostels/Dormitories and Other like Facilities	40202130	144,000.00	81,600.00	-	-	-	81,600.00	14,000.00	67,600.00	81,600.00	(62,400.00)	-43%	*The income from HOSTEL deposited to AGDB by Region 2 and Region 5 will be used in its current operation.
Income from Printing and Publications	40202150	11,000.00	3,705.00	-	-	-	3,705.00	3,705.00	-	3,705.00	(7,295.00)	-66%	
Interest Income	40202210	799,000.00	262,137.30	-	-	-	262,137.30	262,584.12	-	262,584.12	(536,862.70)	-67%	*Remittance to BTr includes previous year Interest Income of Region 5
Share in profit of joint venture	40202220	200,000,000.00	-	-	-	-	-	-	-	-	(200,000,000.00)	-100%	
Fines and Penalties-Business Income	40202230	5,000.00	4,076.00	-	-	-	4,076.00	4,076.00	-	4,076.00	(924.00)	-18%	
Other Business Income	40202990	17,786,000.00	3,159,307.35	-	-	-	3,159,307.35	3,147,307.35	-	3,147,307.35	(14,626,692.65)	-82%	
<b>Gains</b>		1,153,000.00	221,110.13	-	-	-	221,110.13	206,362.00	-	206,362.00	(931,889.87)	-81%	
Gain on Sale of Property, Plant and Equipment	40501040	106,000.00	2,262.00	-	-	-	2,262.00	2,262.00	-	2,262.00	(103,738.00)	-98%	
Gain on Sale of Unserviceable Property	40501130	147,000.00	21,220.00	-	-	-	21,220.00	21,220.00	-	21,220.00	(125,780.00)	-86%	
Other Gains	40501990	900,000.00	197,628.13	-	-	-	197,628.13	182,880.00	-	182,880.00	(702,371.87)	-78%	
<b>Shares</b>		2,201,000.00	-	-	-	-	-	-	-	-	(2,201,000.00)	-100%	
Share from National Wealth	40401010	2,201,000.00	-	-	-	-	-	-	-	-	(2,201,000.00)	-100%	
<b>Grants</b>		-	60,263.50	-	-	-	60,263.50	60,263.50	-	60,263.50	60,263.50	-	
Grants in Cash	40403010	-	60,263.50	-	-	-	60,263.50	60,263.50	-	60,263.50	60,263.50	-	
<b>Other Non Operating Income</b>		11,261,000.00	3,560,438.74	-	-	-	3,560,438.74	3,221,781.17	352,791.00	3,574,572.17	(7,700,561.26)	-68%	
Sale of Garnished/Confiscated/Abandoned/Seized Goods and Property	40601010	-	170,630.00	-	-	-	170,630.00	170,630.00	-	170,630.00	170,630.00	-	
Miscellaneous Income	40699990	11,261,000.00	3,389,808.74	-	-	-	3,389,808.74	3,051,151.17	352,791.00	3,403,942.17	(7,871,191.26)	-70%	*Income on AGDB refers to Sale of Bid Docs of Region 2 which was recorded under Fund Cluster 01. *Remittance to BTR includes collections of Region 9 from prior year 2021 which was deposited this year.

QUARTERLY REPORT OF REVENUE AND OTHER RECEIPTS

As of the Quarter Ending March 31, 2022

Department : DEPARTMENT OF ENVIRONMENT AND NATURAL RESOURCES  
 Agency : Office of the Secretary  
 Operating Unit : ALL  
 Organization Code : 10 001 01 00000  
 Fund Cluster : 01 - Regular Agency Fund

CLASSIFICATION/SOURCES OF REVENUE AND OTHER RECEIPTS	UACS Code	REVENUE TARGET (Annual per BESF)	ACTUAL REVENUE AND OTHER RECEIPTS COLLECTIONS					Cumulative Remittance/ Deposits to Date			VARIANCE		REMARKS	
			1st Quarter	2nd Quarter	3rd Quarter	4th Quarter	TOTAL	Remittance to BTR	Deposited with AGDB	TOTAL	Amount	%		
1	2	3	4	5	6	7	8=(4+5+6+7)	9	10	11=(9+10)	12=(8-3)	13=(12/3)	14	
A.1.2 Non-Cash Revenue		-	1,649,297.32	-	-	-	1,649,297.32	-	-	-	1,649,297.32			
Non-Tax		-												
Other Non Operating Income		-	1,649,297.32	-	-	-	1,649,297.32	-	-	-	1,649,297.32			
Miscellaneous Income	40699990	-	1,649,297.32	-	-	-	1,649,297.32	-	-	-	1,649,297.32			*Includes Liquidated Damages from Central Office and Non Cash Receipt, Income from deductions to payments to suppliers/contractors of Region 5
A.2 Non-Revenue Collections/Other Receipts		-	13,715,032.01	-	-	-	13,715,032.01	4,749,592.44	9,152,479.45	13,902,071.89	13,715,032.01			
A.2.1 Cash Receipts		-	13,684,678.26	-	-	-	13,684,678.26	4,749,592.44	9,152,479.45	13,902,071.89	13,684,678.26			
Others		-												
Refund of cash advances		-	1,454,043.90	-	-	-	1,454,043.90	1,474,482.61	-	1,474,482.61	1,454,043.90			
Refund of overpayments		-	318,954.67	-	-	-	318,954.67	238,607.59	-	238,607.59	318,954.67			
Disallowances		-	973,612.16	-	-	-	973,612.16	973,612.16	-	973,612.16	973,612.16			
Others		-	10,938,067.53	-	-	-	10,938,067.53	2,062,890.08	9,152,479.45	11,215,369.53	10,938,067.53			*Includes Prior Year Bid Does of CAR
A.2.2 Non-Cash Receipts		-	30,353.75	-	-	-	30,353.75	-	-	-	30,353.75			
Collections effected through outright deductions from		-												
Others		-	30,353.75	-	-	-	30,353.75	-	-	-	30,353.75			*Includes Liquidated Damages of CAR amounting to P2,353.
<b>TOTAL</b>		<b>776,761,000.00</b>	<b>276,214,440.43</b>	<b>-</b>	<b>-</b>	<b>-</b>	<b>276,214,440.43</b>	<b>264,937,738.91</b>	<b>9,597,230.45</b>	<b>274,534,969.36</b>	<b>(500,546,559.57)</b>	<b>-64%</b>		

Certified Correct:

*Dina M. Nillosan*  
**DIÑA M. NILLOSAN**  
 Department Chief Accountant

Recommending Approval:

*Angelito V. Fontanilla*  
**ANGELITO V. FONTANILLA**  
 Director, Financial Management Service

Approved by:

*Engr. Nonita S. Caguioa*  
**ENGR. NONITA S. CAGUIOA**  
 Assistant Secretary for Finance, Information Systems and Mining Concerns

**QUARTERLY REPORT OF REVENUE AND OTHER RECEIPTS**

As of the Quarter Ending March 31, 2022


Department : DEPARTMENT OF ENVIRONMENT AND NATURAL RESOURCES  
 Agency : Office of the Secretary  
 Operating Unit : ALL  
 Organization Code : 10 001 01 00000  
 Fund Cluster : 02 - Foreign Assisted Projects Fund

CLASSIFICATION/SOURCES OF REVENUE AND OTHER RECEIPTS	REVENUE TARGET (Annual per BESF)	ACTUAL REVENUE AND OTHER RECEIPTS COLLECTIONS					Cumulative Remittance/ Deposits to Date			VARIANCE		REMARKS
		1st Quarter	2nd Quarter	3rd Quarter	4th Quarter	TOTAL	Remittance to BTR	Deposited with AGDB	TOTAL	Amount	%	
1	3	4	5	6	7	8=(4+5+6+7)	9	10	11=(9+10)	12=(8-3)	13=(12/3)	14
<b>B. Foreign Assisted Projects Fund (Fund Cluster 02)</b>												
<b>B.2 Non-Revenue Collections/Other Receipts</b>	-	134,596.51	-	-	-	134,596.51	114,532.51	-	114,532.51	134,596.51		
<b>B.2.1 Cash Receipts</b>	-	114,532.51	-	-	-	114,532.51	114,532.51	-	114,532.51	114,532.51		
<b>Others</b>												
Refund of cash advances	-	74,415.95	-	-	-	74,415.95	74,415.95	-	74,415.95	74,415.95		
Refund of overpayments	-	-	-	-	-	-	-	-	-	-		
Disallowances	-	15,750.00	-	-	-	15,750.00	15,750.00	-	15,750.00	15,750.00		
Others	-	24,366.56	-	-	-	24,366.56	24,366.56	-	24,366.56	24,366.56		
<b>B.2.2 Non-Cash Receipts</b>	-	20,064.00	-	-	-	20,064.00	-	-	-	20,064.00		
<b>Collections effected through outright deductions from</b>	-	20,064.00	-	-	-	20,064.00	-	-	-	20,064.00		
Overpayment of expenses	-	-	-	-	-	-	-	-	-	-		
Disallowances	-	-	-	-	-	-	-	-	-	-		
Others	-	20,064.00	-	-	-	20,064.00	-	-	-	20,064.00		*Includes Liquidated Damages of CAR
<b>TOTAL</b>	-	134,596.51	-	-	-	134,596.51	114,532.51	-	114,532.51	134,596.51		

Certified Correct:

Recommending Approval:

Approved by:

  
**DINA M. NILLOSAN**  
 Department Chief Accountant

  
**ANGELITO V. FONTANILLA**  
 Director, Financial Management Service

  
**ENGR. NONITA S. CAGUIOA**  
 Assistant Secretary for Finance, Information Systems and Mining Concerns

**QUARTERLY REPORT OF REVENUE AND OTHER RECEIPTS**  
As of the Quarter Ending March 31, 2022

FAR No. 5


Department : DEPARTMENT OF ENVIRONMENT AND NATURAL RESOURCES  
 Agency : Office of the Secretary  
 Operating Unit : ALL  
 Organization Code : 10 001 01 00000  
 Fund Cluster: 03 - SPECIAL ACCOUNTS - LOCALLY FUNDED / DOMESTIC GRANTS FUND

CLASSIFICATION/SOURCES OF REVENUE AND OTHER RECEIPTS	UACS Code	REVENUE TARGET Annual (as per BESF)	ACTUAL REVENUE AND OTHER RECEIPTS COLLECTIONS					Cumulative Remittance/ Deposits to Date			VARIANCE		REMARKS
			1st Quarter	2nd Quarter	3rd Quarter	4th Quarter	TOTAL	Remittance to BTR	Deposited to AGDB	TOTAL	Amount	%	
1	2	3	4	5	6	7	8=(4+5+6+7)	9	10	11=(9+10)	12=(8-3)	13=(12/3)	
<b>C. Special Account - (Cluster 03)</b>													
<b>Fund 151</b>													
A.1 Revenue Collections		5,585,000.00	1,198,831.09	-	-	-	1,198,831.09	1,163,931.09	-	1,163,931.09	(4,386,168.91)	-78.53%	
A.1.1 Cash Revenue													
- Non-Tax													
Service Income		5,580,000.00	1,198,431.09	-	-	-	1,198,431.09	1,163,931.09	-	1,163,931.09	(4,381,568.91)	-78.52%	
Permit Fees	40201010	3,778,000.00	761,804.02	-	-	-	761,804.02	727,904.02	-	727,904.02	(3,016,195.98)	-79.84%	
Registration Fees	40201020	36,000.00	7,250.00	-	-	-	7,250.00	7,250.00	-	7,250.00	(28,750.00)	-79.86%	
Certification Fees	40201040	1,182,000.00	273,657.07	-	-	-	273,657.07	273,657.07	-	273,657.07	(908,342.93)	-76.85%	
Processing Fees	40201130	42,000.00	30,120.00	-	-	-	30,120.00	30,120.00	-	30,120.00	(11,880.00)	-28.29%	
Supervision & Reg. Enfor. Fees	40201070	70,000.00	22,500.00	-	-	-	22,500.00	22,500.00	-	22,500.00	(47,500.00)	-67.86%	
Inspection Fees	40201100	453,000.00	98,300.00	-	-	-	98,300.00	97,700.00	-	97,700.00	(354,700.00)	-78.30%	
Verification & Authentication Fees	40201110	9,000.00	-	-	-	-	-	-	-	-	(9,000.00)	-100.00%	
Other Service Income	40201990	10,000.00	4,800.00	-	-	-	4,800.00	4,800.00	-	4,800.00	(5,200.00)	-52.00%	
Other Non Operating Income		5,000.00	400.00	-	-	-	400.00	-	-	-	(4,600.00)	-92.00%	
Miscellaneous Income	40609990	5,000.00	400.00	-	-	-	400.00	-	-	-	(4,600.00)	-92.00%	
<b>TOTAL</b>		<b>5,585,000.00</b>	<b>1,198,831.09</b>	<b>-</b>	<b>-</b>	<b>-</b>	<b>1,198,831.09</b>	<b>1,163,931.09</b>	<b>-</b>	<b>1,163,931.09</b>	<b>(4,386,168.91)</b>	<b>-78.53%</b>	
<b>C. Special Account - (Cluster 03)</b>													
<b>Fund 401-25%</b>													
A.1 Revenue Collections		64,295,000.00	13,041,843.96	-	-	-	13,041,843.96	12,775,662.29	-	12,775,662.29	(51,253,156.04)	-79.72%	
A.1.1 Cash Revenue													
- Non-Tax													
Service Income		52,995,000.00	11,193,501.96	-	-	-	11,193,501.96	10,929,570.29	-	10,929,570.29	(41,801,498.04)	-78.88%	
Permit Fees	40201010	4,417,000.00	118,003.75	-	-	-	118,003.75	112,752.50	-	112,752.50	(4,298,996.25)	-97.33%	
Registration Fees	40201020	8,000.00	1,250.00	-	-	-	1,250.00	125.00	-	125.00	(6,750.00)	-84.38%	
Certification Fees	40201040	136,000.00	3,482.50	-	-	-	3,482.50	2,425.00	-	2,425.00	(132,517.50)	-97.44%	
Processing Fees	40201130	86,000.00	13,250.00	-	-	-	13,250.00	12,500.00	-	12,500.00	(72,750.00)	-84.59%	
Fines and Penalties-Service Income	40201140	-	150.00	-	-	-	150.00	-	-	-	150.00	100.00%	
Other Service Income	40201990	48,348,000.00	11,057,365.71	-	-	-	11,057,365.71	10,801,767.79	-	10,801,767.79	(37,290,634.29)	-77.13%	
Business Income		11,287,000.00	1,848,342.00	-	-	-	1,848,342.00	1,846,092.00	-	1,846,092.00	(9,438,658.00)	-83.62%	
Rent/Lease Income	40202050	9,002,000.00	1,208,519.61	-	-	-	1,208,519.61	1,206,269.61	-	1,206,269.61	(7,793,480.39)	-86.57%	
Sales Revenue	40202160	1,506,000.00	489,698.76	-	-	-	489,698.76	489,698.76	-	489,698.76	(1,016,301.24)	-67.48%	
Other Business Income	40202990	779,000.00	150,123.63	-	-	-	150,123.63	150,123.63	-	150,123.63	(628,876.37)	-80.73%	
Other Non Operating Income		13,000.00	-	-	-	-	-	-	-	-	(13,000.00)	-100.00%	
Miscellaneous Income	40609990	13,000.00	-	-	-	-	-	-	-	-	(13,000.00)	-100.00%	
<b>Sub-Total</b>		<b>64,295,000.00</b>	<b>13,041,843.96</b>	<b>-</b>	<b>-</b>	<b>-</b>	<b>13,041,843.96</b>	<b>12,775,662.29</b>	<b>-</b>	<b>12,775,662.29</b>	<b>(51,253,156.04)</b>	<b>-79.72%</b>	
<b>GRAND TOTAL</b>		<b>69,880,000.00</b>	<b>14,240,675.05</b>	<b>-</b>	<b>-</b>	<b>-</b>	<b>14,240,675.05</b>	<b>13,939,593.38</b>	<b>-</b>	<b>13,939,593.38</b>	<b>(55,639,324.95)</b>	<b>-79.62%</b>	

Certified Correct:

Recommending Approval:

Approved by:

  
**DINA M. NILLOSAN**  
 Department Chief Accountant

  
**ANGELITO V. FONTANILLA**  
 Director, Financial and Management Service

  
**ENGR. NONITA S. CAGUIOA**  
 Assistant Secretary for Finance, Information Systems and Mining Concerns

**QUARTERLY REPORT OF REVENUE AND OTHER RECEIPTS**  
As of the Quarter Ending March 31, 2022


Department : DEPARTMENT OF ENVIRONMENT AND NATURAL RESOURCES  
 Agency : Office of the Secretary  
 Operating Unit : ALL  
 Organization Code : 10 001 01 00000  
 Fund Cluster : 04 - Special Accounts Foreign Assisted/ Foreign Grants Fund

CLASSIFICATION/SOURCES OF REVENUE AND OTHER RECEIPTS	UACS Code	REVENUE TARGET (Annual per BESF)	ACTUAL REVENUE AND OTHER RECEIPTS COLLECTIONS					Cumulative Remittance/ Deposits to Date			VARIANCE		REMARKS
			1st Quarter	2nd Quarter	3rd Quarter	4th Quarter	TOTAL	Remittance to BTR	Deposited with AGDB	TOTAL	Amount	%	
1	2	3	4	5	6	7	8=(4+5+6+7)	9	10	11=(9+10)	12=(8-3)	13=(12/3)	14
<b>D. Special Accounts Foreign Assisted/ Foreign Grants Fund (Fund Cluster 04)</b>													
D.1 Revenue Collections		-	56.12	-	-	-	56.12	56.12	-	56.12	56.12		
D.1.1 Cash Revenue		-	56.12	-	-	-	56.12	56.12	-	56.12	56.12		
Non-Tax													
Business Income		-	56.12	-	-	-	56.12	56.12	-	56.12	56.12		
Interest Income	40202210	-	56.12	-	-	-	56.12	56.12	-	56.12	56.12		
<b>TOTAL</b>		-	56.12	-	-	-	56.12	56.12	-	56.12	56.12		

Certified Correct:

Recommending Approval:

Approved by:

  
**DIÑA M. NILLOSAN**  
Department Chief Accountant

  
**ANGELITO V. FONTANILLA**  
Director, Financial Management Service

  
**ENGR. NONITA S. CAGUIOA**  
Assistant Secretary for Finance, Information Systems and Mining Concerns


**QUARTERLY REPORT OF REVENUE AND OTHER RECEIPTS**  
As of the Quarter Ending March 31, 2022

FAR No. 5

**Department :** DEPARTMENT OF ENVIRONMENT AND NATURAL RESOURCES  
**Agency :** Office of the Secretary  
**Operating Unit :** ALL  
**Organization Code :** 10 001 01 00000  
**Fund Cluster:** 05 - INTERNALLY GENERATED FUNDS

CLASSIFICATION/SOURCES OF REVENUE AND OTHER RECEIPTS	UACS Code	REVENUE TARGET Annual (as per BESF)	ACTUAL REVENUE AND OTHER RECEIPTS COLLECTIONS					Cumulative Remittance/ Deposits to Date			VARIANCE		REMARKS	
			1st Quarter	2nd Quarter	3rd Quarter	4th Quarter	TOTAL	Remittance to BTR	Deposited to AGDB	TOTAL	Amount	%		
			4	5	6	7	8=(4+5+6+7)	9	10	11=(9+10)	12=(8-3)	13=(12/3)		
<b>E. Internally Generated Fund (Cluster 05)</b>														
<b>A.1 Revenue Collections</b>		216,858,000.00	38,949,700.77	-	-	-	38,949,700.77	-	37,884,910.71	37,884,910.71	(177,908,299.23)	-82.04%		
<b>A.1.1 Cash Revenue</b>														
<b>- Non-Tax</b>														
<b>Service Income</b>		180,834,000.00	32,631,931.06	-	-	-	32,631,931.06	-	31,537,624.75	31,537,624.75	(148,202,068.94)	-81.95%		
Permit Fees	40201010	7,240,000.00	395,308.75	-	-	-	395,308.75	-	390,505.00	390,505.00	(6,844,691.25)	-94.54%		
Registration Fees	40201020	23,000.00	3,750.00	-	-	-	3,750.00	-	3,750.00	3,750.00	(19,250.00)	-83.70%		
Certification Fees	40201040	460,000.00	10,447.50	-	-	-	10,447.50	-	10,725.00	10,725.00	(449,552.50)	-97.73%		
Processing Fees	40201130	271,000.00	44,750.00	-	-	-	44,750.00	-	44,750.00	44,750.00	(226,250.00)	-83.49%		
Supervision & Reg. Enfor. Fees	40201070	5,466,000.00	-	-	-	-	-	-	-	-	(5,466,000.00)	-100.00%		
Inspection Fees	40201100	3,000.00	-	-	-	-	-	-	-	-	(3,000.00)	-100.00%		
Fines and Penalties-Service Income	40201140	274,000.00	450.00	-	-	-	450.00	-	450.00	450.00	(273,550.00)	-99.80%		
Other Service Income	40201990	167,097,000.00	32,177,224.81	-	-	-	32,177,224.81	-	31,087,444.75	31,087,444.75	(134,919,775.19)	-80.74%		
<b>Business Income</b>		35,985,000.00	6,317,709.71	-	-	-	6,317,709.71	-	6,347,225.96	6,347,225.96	(29,667,290.29)	-82.44%		
Rent/Lease Income	40202050	29,131,000.00	3,673,558.84	-	-	-	3,673,558.84	-	3,673,558.84	3,673,558.84	(25,457,441.16)	-87.39%		
Sales Revenue	40202160	4,517,000.00	2,193,780.00	-	-	-	2,193,780.00	-	2,223,296.25	2,223,296.25	(2,323,220.00)	-51.43%		
Other Business Income	40202990	2,337,000.00	450,370.87	-	-	-	450,370.87	-	450,370.87	450,370.87	(1,886,629.13)	-80.73%		
<b>Other Non Operating Income</b>		39,000.00	60.00	-	-	-	60.00	-	60.00	60.00	(38,940.00)	-99.85%		
Miscellaneous Income	40609990	39,000.00	60.00	-	-	-	60.00	-	60.00	60.00	(38,940.00)	-99.85%		
<b>A.2 Non-Revenue Collections/Other Receipts</b>			17,100.00	-	-	-	17,100.00	-	17,100.00	17,100.00	17,100.00			
<b>A.2.1 Cash Receipts</b>														
<b>Others</b>			17,100.00	-	-	-	17,100.00	-	17,100.00	17,100.00	17,100.00			
Government Equity	30101010		17,100.00	-	-	-	17,100.00	-	17,100.00	17,100.00	17,100.00		Unrecorded Prior year income of Other Service Income account from Region 3, collected and remitted CY 2022	
<b>TOTAL</b>		<b>216,858,000.00</b>	<b>38,966,800.77</b>	<b>-</b>	<b>-</b>	<b>-</b>	<b>38,966,800.77</b>	<b>-</b>	<b>37,902,010.71</b>	<b>37,902,010.71</b>	<b>(177,891,199.23)</b>	<b>-82.03%</b>		


Certified Correct:

  
**DIÑA M. NILLOSAN**  
Department Chief Accountant

Recommending Approval:

  
**ANGELITO V. FONTANILLA**  
Director, Financial and Management Service

Approved by:

  
**ENGR. NONITA S. CAGUIOA**  
Assistant Secretary for Finance, Information Systems and Mining Concerns

**QUARTERLY REPORT OF REVENUE AND OTHER RECEIPTS**

As of the Quarter Ending March 31, 2022

Department : DEPARTMENT OF ENVIRONMENT AND NATURAL RESOURCES  
 Agency : Office of the Secretary  
 Operating Unit : ALL  
 Organization Code : 10 001 01 00000  
 Fund Cluster : 06 - Business Related Funds

CLASSIFICATION/SOURCES OF REVENUE AND OTHER RECEIPTS	UACS Code	REVENUE TARGET (Annual per BESF)	ACTUAL REVENUE AND OTHER RECEIPTS COLLECTIONS					Cumulative Remittance/ Deposits to Date			VARIANCE		REMARKS
			1st Quarter	2nd Quarter	3rd Quarter	4th Quarter	TOTAL	Remittance to BTR	Deposited with AGDB	TOTAL	Amount	%	
1	2	3	4	5	6	7	8=(4+5+6+7)	9	10	11=(9+10)	12=(8-3)	13=(12/3)	14
<b>F. Business Related Funds (Fund Cluster 06)</b>													
F.1 Revenue Collections		1,514,000.00	247,157.51	-	-	-	247,157.51	-	246,957.51	246,957.51	(1,266,842.49)	-84%	
F.1.1 Cash Revenue		1,514,000.00	247,157.51	-	-	-	247,157.51	-	246,957.51	246,957.51	(1,266,842.49)	-84%	
Non-Tax													
Business Income		1,514,000.00	247,157.51	-	-	-	247,157.51	-	246,957.51	246,957.51	(1,266,842.49)	-84%	
Income from Hostels/Dormitories and Other like Facilities	40202130	1,514,000.00	247,157.51	-	-	-	247,157.51	-	246,957.51	246,957.51	(1,266,842.49)	-84%	
<b>TOTAL</b>		<b>1,514,000.00</b>	<b>247,157.51</b>	<b>-</b>	<b>-</b>	<b>-</b>	<b>247,157.51</b>	<b>-</b>	<b>246,957.51</b>	<b>246,957.51</b>	<b>(1,266,842.49)</b>	<b>-84%</b>	


Certified Correct:

Recommending Approval:

Approved by:

  
**DINA M. NILLOSAN**  
 Department Chief Accountant

  
**ANGELITO V. FONTANILLA**  
 Director, Financial Management Service

  
**ENGR. NONITA S. CAGUIOA**  
 Assistant Secretary for Finance, Information Systems and Mining Concerns

**QUARTERLY REPORT OF REVENUE AND OTHER RECEIPTS**  
As of the Quarter Ending March 31, 2022

Department : DEPARTMENT OF ENVIRONMENT AND NATURAL RESOURCES  
 Agency : Office of the Secretary  
 Operating Unit : ALL  
 Organization Code : 10 001 01 00000  
 Fund Cluster : 07 - Trust Receipts

CLASSIFICATION/SOURCES OF REVENUE AND OTHER RECEIPTS	UACS Code	REVENUE TARGET (Annual per BESF)	ACTUAL REVENUE AND OTHER RECEIPTS COLLECTIONS					Cumulative Remittance/ Deposits to Date			VARIANCE		REMARKS
			1st Quarter	2nd Quarter	3rd Quarter	4th Quarter	TOTAL	Remittance to BTR	Deposited with AGDB	TOTAL	Amount	%	
1	2	3	4	5	6	7	8=(4+5+6+7)	9	10	11=(9+10)	12=(8-3)	13=(12/3)	14
<b>G. Trust Receipts (Fund Cluster 07)</b>													
<b>G.1 Revenue Collections</b>		-	76,409.60	-	-	-	76,409.60	75,279.94	-	75,279.94	76,409.60		
<b>G.1.1 Cash Revenue</b>		-	75,279.94	-	-	-	75,279.94	75,279.94	-	75,279.94	75,279.94		
<b>Non-Tax</b>													
<b>Service Income</b>		-	73,536.00	-	-	-	73,536.00	73,536.00	-	73,536.00	73,536.00		
Other Service Income	40201990	-	73,536.00	-	-	-	73,536.00	73,536.00	-	73,536.00	73,536.00		
<b>Business Income</b>		-	1,743.94	-	-	-	1,743.94	1,743.94	-	1,743.94	1,743.94		
Interest Income	40202210	-	1,743.94	-	-	-	1,743.94	1,743.94	-	1,743.94	1,743.94		
<b>G.1.2 Non-Cash Revenue</b>		-	1,129.66	-	-	-	1,129.66	-	-	-	1,129.66		
<b>Non-Tax</b>													
<b>Other Non Operating Income</b>		-	1,129.66	-	-	-	1,129.66	-	-	-	1,129.66		
Miscellaneous Income	40699990	-	1,129.66	-	-	-	1,129.66	-	-	-	1,129.66		
<b>G.2 Non-Revenue Collections/Other Receipts</b>		-	972,328.80	-	-	-	972,328.80	131,148.76	889,041.67	1,020,190.43	972,328.80		
<b>G.2.1 Cash Receipts</b>		-	972,328.80	-	-	-	972,328.80	131,148.76	889,041.67	1,020,190.43	972,328.80		
<b>Others</b>													
Refund of cash advances		-	8,643.00	-	-	-	8,643.00	8,643.00	-	8,643.00	8,643.00		
Disallowances		-	3,850.00	-	-	-	3,850.00	3,850.00	-	3,850.00	3,850.00		
Others		-	959,835.80	-	-	-	959,835.80	118,655.76	889,041.67	1,007,697.43	959,835.80		
<b>G.3 Inter-Agency Transferred Funds (IATF) Deposited with</b>		-	54,047,456.62	-	-	-	54,047,456.62	8,769,270.26	45,225,643.36	53,994,913.62	54,047,456.62		
<b>G.3.1 Inter-Agency Transferred Funds (IATF) Deposited</b>		-	6,778,358.12	-	-	-	6,778,358.12	6,778,358.12	-	6,778,358.12	6,778,358.12		
Due to NGAs		-	5,278,358.12	-	-	-	5,278,358.12	5,278,358.12	-	5,278,358.12	5,278,358.12		
Due to GOCCs		-	1,500,000.00	-	-	-	1,500,000.00	1,500,000.00	-	1,500,000.00	1,500,000.00		
<b>G.3.2 Other Trust Receipts Deposited with the National Treasury</b>		-	2,214,247.96	-	-	-	2,214,247.96	1,990,912.14	223,335.82	2,214,247.96	2,214,247.96		
Performance Bond		-	272,299.40	-	-	-	272,299.40	272,299.40	-	272,299.40	272,299.40		
Guaranty/Security Deposits Payable		-	116,321.50	-	-	-	116,321.50	116,321.50	-	116,321.50	116,321.50		
Due from Officers and Employees		-	29.23	-	-	-	29.23	29.23	-	29.23	29.23		
Government Equity		-	2,420.00	-	-	-	2,420.00	2,420.00	-	2,420.00	2,420.00		
Cash Bond		-	311,372.83	-	-	-	311,372.83	311,372.83	-	311,372.83	311,372.83		
BID Documents		-	229,160.00	-	-	-	229,160.00	229,160.00	-	229,160.00	229,160.00		
Other Payables(Project HOPE)		-	1,282,645.00	-	-	-	1,282,645.00	1,059,309.18	223,335.82	1,282,645.00	1,282,645.00		*The amount deposited to AGDB will be subsequently remitted by Central Office to the Bureau of Treasury.
<b>G.3.3 Trust Receipts Deposited with Authorized Government Depository Banks (AGDB)</b>		-	45,054,850.54	-	-	-	45,054,850.54	-	45,002,307.54	45,002,307.54	45,054,850.54		
Proceeds from sale of bid documents		-	305,000.00	-	-	-	305,000.00	-	305,000.00	305,000.00	305,000.00		
Other Trust Liabilities		-	42,212,000.00	-	-	-	42,212,000.00	-	42,212,000.00	42,212,000.00	42,212,000.00		*The amount Deposited to AGDB pertains to financial assistance from the Presidential Social Fund to DENR employees which subsequently transferred by Central Office to Regional Offices with beneficiaries affected by typhoon Yolanda.



CLASSIFICATION/SOURCES OF REVENUE AND OTHER RECEIPTS	UACS Code	REVENUE TARGET (Annual per BESF)	ACTUAL REVENUE AND OTHER RECEIPTS COLLECTIONS					Cumulative Remittance/ Deposits to Date			VARIANCE		REMARKS
			1st Quarter	2nd Quarter	3rd Quarter	4th Quarter	TOTAL	Remittance to BTR	Deposited with AGDB	TOTAL	Amount	%	
1	2	3	4	5	6	7	8=(4+5+6+7)	9	10	11=(9+10)	12=(8-3)	13=(12/3)	14
Registration Fees		-	418,500.00	-	-	-	418,500.00	-	364,500.00	364,500.00	418,500.00		
Inspection/Inventory Fees		-	6,920.00	-	-	-	6,920.00	-	6,920.00	6,920.00	6,920.00		
Reproduction Survey Plan Trust/LCCA		-	153,389.00	-	-	-	153,389.00	-	153,389.00	153,389.00	153,389.00		
Cash Bond		-	262,000.00	-	-	-	262,000.00	-	262,000.00	262,000.00	262,000.00		
Due to NGAs/Housing & Urban Dent. Coor Council		-	1,516,000.00	-	-	-	1,516,000.00	-	1,516,000.00	1,516,000.00	1,516,000.00		
Other Payables		-	45,741.54	-	-	-	45,741.54	-	47,198.54	47,198.54	45,741.54		
Performance Bond		-	135,300.00	-	-	-	135,300.00	-	135,300.00	135,300.00	135,300.00		
<b>TOTAL</b>		-	<b>1,048,738.40</b>	-	-	-	<b>1,048,738.40</b>	<b>206,428.70</b>	<b>889,041.67</b>	<b>1,095,470.37</b>	<b>1,048,738.40</b>		


\*Includes prior collections of Region 6 remitted this year.


Certified Correct:

Recommending Approval:

Approved by:

  
**DIÑA M. NILLOSAN**  
 Department Chief Accountant

  
**ANGELITO V. FONTANILLA**  
 Director, Financial Management Service

  
**ENGR. NONITA S. CAGUIOA**  
 Assistant Secretary for Finance, Information Systems and Mining Concerns