

QUARTERLY REPORT OF REVENUE AND OTHER RECEIPTS
As of the Quarter Ending September 30, 2022

Department : DEPARTMENT OF ENVIRONMENT AND NATURAL RESOURCES
 Agency : Office of the Secretary
 Operating Unit : ALL
 Organization Code : 10 001 01 00000
 Fund Cluster : 01 - Regular Agency Fund

CLASSIFICATION/SOURCES OF REVENUE AND OTHER RECEIPTS	UACS Code	REVENUE TARGET (Annual per BESF)	ACTUAL REVENUE AND OTHER RECEIPTS COLLECTIONS					Cumulative Remittance/ Deposits to Date			VARIANCE		REMARKS
			1st Quarter	2nd Quarter	3rd Quarter	4th Quarter	TOTAL	Remittance to BTR	Deposited with AGDB	TOTAL	Amount	%	
1	2	3	4	5	6	7	8=(4+5+6+7)	9	10	11=(9+10)	12=(8-3)	13=(12/3)	14
A. Regular Agency Fund (Fund Cluster 01)													
A.1 Revenue Collections		776,761,000.00	262,499,408.42	308,521,250.18	179,192,644.42	-	750,213,303.02	739,248,972.30	2,066,112.16	741,315,084.46	(26,547,696.98)	-3%	
A.1.1 Cash Revenue		776,761,000.00	260,843,141.01	306,748,574.87	176,963,515.17	-	743,655,231.05	739,248,972.30	2,066,112.16	741,315,084.46	(33,105,768.95)	-4%	
Tax													
Tax on Forest Products	40103060	14,184,000.00	14,581,522.10	6,150,002.65	8,603,234.16	-	29,334,758.91	29,324,233.81	-	29,324,233.81	15,150,758.91	107%	
Non-Tax													
Service Income		163,722,000.00	86,719,781.63	147,510,737.06	80,051,608.19	-	314,282,126.88	313,344,970.34	145,546.16	313,490,516.50	150,560,126.88	92%	
Permit Fees	40201010	29,919,000.00	22,310,672.69	87,709,188.68	23,667,799.59	-	133,687,660.96	132,959,952.34	-	132,959,952.34	103,768,660.96	347%	
Registration Fees	40201020	5,203,000.00	2,900,066.00	1,630,080.04	1,721,658.88	-	6,251,804.92	6,248,824.92	-	6,248,824.92	1,048,804.92	20%	
Clearance and Certification Fees	40201040	16,648,000.00	4,571,668.24	5,051,993.09	5,115,661.24	-	14,739,322.57	14,711,652.67	-	14,711,652.67	(1,908,677.43)	-11%	
Processing Fees	40201130	3,088,000.00	1,351,729.06	1,610,980.39	1,284,694.31	-	4,247,403.76	4,232,647.76	-	4,232,647.76	1,159,403.76	38%	
Supervision & Regulation Enforcement Fees	40201070	18,695,000.00	18,085,307.43	7,140,415.83	1,870,069.86	-	27,095,793.12	27,095,793.12	-	27,095,793.12	8,400,793.12	45%	
Legal Fees	40201090	36,000.00	7,209.00	6,099.00	8,782.00	-	22,090.00	22,090.00	-	22,090.00	(13,910.00)	-39%	
Inspection Fees	40201100	5,099,000.00	986,886.21	1,216,117.43	1,404,061.64	-	3,607,065.28	3,528,985.28	77,040.00	3,606,025.28	(1,491,934.72)	-29%	Collections deposited to AGDB will be used by Region 2 for its current operation
Verification & Authentication Fees	40201110	6,077,000.00	929,984.89	2,631,079.66	1,041,195.86	-	4,602,260.41	4,601,592.41	-	4,601,592.41	(1,474,739.59)	-24%	
Fines and Penalties-Service Income	40201140	4,073,000.00	7,829,673.50	562,634.36	337,285.29	-	8,729,593.15	8,726,233.15	-	8,726,233.15	4,656,593.15	114%	
Other Service Income	40201990	74,884,000.00	27,746,584.61	39,952,148.58	43,600,399.52	-	111,299,132.71	111,217,198.69	68,506.16	111,285,704.85	36,415,132.71	49%	Collections deposited to AGDB will be used by Region 2 for its current operation
Business Income		584,240,000.00	155,706,995.00	145,499,506.22	82,228,059.92	-	383,434,561.14	380,739,015.13	1,533,275.00	382,272,290.13	(200,805,438.86)	-34%	
Seminar/Training Fees	40202040	-	138,000.00	112,000.00	116,537.80	-	366,537.80	116,537.80	250,000.00	366,537.80	366,537.80		The deposit to AGDB will be used by Region 8 to defray the expenses incurred for the Regional Management Conference.
Rent/Lease Income	40202050	365,495,000.00	152,058,169.35	125,170,402.59	79,840,773.17	-	357,069,345.11	354,859,253.54	1,048,475.00	355,907,728.54	(8,425,654.89)	-2%	The Deposits to AGDB composed of P1,013,975 which refers to collections of Region 2 from basketball court rentals which will be used for its maintenance and P34,500 of Region 3 which will be subsequently deposited to BTR.
Income from Hostels/Dormitories and Other like Facilities	40202130	144,000.00	81,600.00	99,150.00	142,550.00	-	323,300.00	88,500.00	234,800.00	323,300.00	179,300.00	125%	The collections from HOSTEL deposited to AGDB by Region 2 and Region 5 will be used in its current operation.
Income from Printing and Publications	40202150	11,000.00	3,705.00	1,849.00	4,940.00	-	10,494.00	10,494.00	-	10,494.00	(506.00)	-5%	
Sales Revenue	40202160	-	-	-	146,192.13	-	146,192.13	146,192.13	-	146,192.13	146,192.13		Pertains to sales of BMB of mycorrhizal inoculants.
Interest Income	40202210	799,000.00	262,137.30	252,472.17	290,233.14	-	804,842.61	804,724.17	-	804,724.17	5,842.61	1%	Interest income collected pertains to interest earned as part of Cadastral Cost, as well as interest earned on the sale of public lands through Miscellaneous Sales Application and accrued interest earned on JPAF accounts which will be remitted through Fund 101.
Share in profit of joint venture	40202220	200,000,000.00	-	16,152,836.69	-	-	16,152,836.69	16,152,836.69	-	16,152,836.69	(183,847,163.31)	-92%	
Fines and Penalties-Business Income	40202230	5,000.00	833,166.55	33,659.00	114,397.72	-	981,223.27	981,223.27	-	981,223.27	976,223.27	19524%	
Other Business Income	40202990	17,786,000.00	2,330,216.80	3,677,136.77	1,572,435.96	-	7,579,789.53	7,579,253.53	-	7,579,253.53	(10,206,210.47)	-57%	
Gains		1,153,000.00	36,362.00	636,942.54	528,511.33	-	1,201,815.87	1,537,254.27	-	1,537,254.27	48,815.87	4%	
Gain on Sale of Property, Plant and Equipment	40501040	106,000.00	2,262.00	504,548.74	388,851.61	-	895,662.35	1,061,566.99	-	1,061,566.99	789,662.35	745%	Remittance includes the collection from the Gain on Sale and the carrying amount of the PPE at the time of Sale
Gain on Sale of Unserviceable Property	40501130	147,000.00	21,220.00	107,713.80	107,887.22	-	236,821.02	406,354.78	-	406,354.78	89,821.02	61%	Remittance includes the collection from the Gain on Sale and the carrying amount of the Unserviceable Property at the time of Sale
Other Gains	40501990	900,000.00	12,880.00	24,680.00	31,772.50	-	69,332.50	69,332.50	-	69,332.50	(830,667.50)	-92%	
Shares		2,201,000.00	-	-	-	-	-	-	-	-	(2,201,000.00)	-100%	
Share from National Wealth	40401010	2,201,000.00	-	-	-	-	-	-	-	-	(2,201,000.00)	-100%	
Grants		-	60,263.50	-	-	-	60,263.50	60,263.50	-	60,263.50	60,263.50		
Grants in Cash	40403010	-	60,263.50	-	-	-	60,263.50	60,263.50	-	60,263.50	60,263.50		

QUARTERLY REPORT OF REVENUE AND OTHER RECEIPTS

As of the Quarter Ending September 30, 2022

Department : DEPARTMENT OF ENVIRONMENT AND NATURAL RESOURCES
 Agency : Office of the Secretary
 Operating Unit : ALL
 Organization Code : 10 001 01 00000
 Fund Cluster : 01 - Regular Agency Fund

CLASSIFICATION/SOURCES OF REVENUE AND OTHER RECEIPTS	UACS Code	REVENUE TARGET (Annual per BESF)	ACTUAL REVENUE AND OTHER RECEIPTS COLLECTIONS					Cumulative Remittance/ Deposits to Date			VARIANCE		REMARKS
			1st Quarter	2nd Quarter	3rd Quarter	4th Quarter	TOTAL	Remittance to BTR	Deposited with AGDB	TOTAL	Amount	%	
1	2	3	4	5	6	7	8=(4+5+6+7)	9	10	11=(9+10)	12=(8-3)	13=(12/3)	14
Other Non Operating Income		11,261,000.00	3,738,216.78	6,951,386.40	4,652,101.57	-	15,341,704.75	14,243,235.25	387,291.00	14,630,526.25	4,080,704.75	36%	
Sale of Garnished/Confiscated/Abandoned/Seized Goods and Property	40601010	-	170,630.00	710,720.00	2,058,113.35	-	2,939,463.35	2,749,350.00	-	2,749,350.00	2,939,463.35		
Proceeds from Insurance/Indemnities	40699010	-	-	37,737.00	-	-	37,737.00	37,737.00	-	37,737.00	37,737.00		
Miscellaneous Income	40699990	11,261,000.00	3,567,586.78	6,202,929.40	2,593,988.22	-	12,364,504.40	11,456,148.25	387,291.00	11,843,439.25	1,103,504.40	10%	Collections on AGDB refers to Sale of Bid Docs of Region 2 which was recorded under Fund Cluster 01.
A.1.2 Non-Cash Revenue		-	1,656,267.41	1,772,675.31	3,129,129.25	-	6,558,071.97	-	-	-	6,558,071.97		
Non-Tax Gains		-	184,748.13	(18,656.30)	459,678.90	-	625,770.73	-	-	-	625,770.73		
Other Gains	40501990	-	184,748.13	(18,656.30)	459,678.90	-	625,770.73	-	-	-	625,770.73		The negative balance refers to the adjustments made by CAR.
Other Non Operating Income		-	1,471,519.28	1,791,331.61	2,669,450.35	-	5,932,301.24	-	-	-	5,932,301.24		
Miscellaneous Income	40699990	-	1,471,519.28	1,791,331.61	2,669,450.35	-	5,932,301.24	-	-	-	5,932,301.24		Includes Liquidated Damages from Central Office and Non Cash Receipt, Income from deductions to payments to suppliers/contractors of Region 5
A.2 Non-Revenue Collections/Other Receipts		-	13,715,032.01	48,551,943.28	17,349,094.08	-	79,616,069.37	59,854,924.46	19,029,458.17	78,884,382.63	79,616,069.37		
A.2.1 Cash Receipts		-	13,711,179.01	48,495,007.28	17,319,303.22	-	79,525,489.51	59,854,924.46	19,029,458.17	78,884,382.63	79,525,489.51		
Others		-	1,502,599.49	1,727,572.22	4,813,242.54	-	8,043,414.25	8,031,258.67	19.19	8,031,277.86	8,043,414.25		
Refund of cash advances		-	250,186.69	312,934.36	490,600.95	-	1,053,722.00	887,112.16	-	887,112.16	1,053,722.00		
Refund of overpayments		-	982,987.13	481,427.45	605,944.73	-	2,070,359.31	2,068,071.31	1,288.00	2,069,359.31	2,070,359.31		
Disallowances		-	10,975,405.70	45,973,073.25	11,409,515.00	-	68,357,993.95	48,868,482.32	19,028,150.98	67,896,633.30	68,357,993.95		Includes refunds of P889,260.79 from Central Office directly deposited to BTR by MMDA, NBI & PITC.
Others		-	3,853.00	56,936.00	29,790.86	-	90,579.86	-	-	-	90,579.86		
A.2.2 Non-Cash Receipts		-	-	-	-	-	-	-	-	-	-		
Collections effected through outright deductions		-	-	-	25,296.05	-	25,296.05	-	-	-	25,296.05		
Disallowances		-	3,853.00	56,936.00	4,494.81	-	65,283.81	-	-	-	65,283.81		Includes Liquidated Damages of CAR amounting to P2,353.
Others		-	-	-	-	-	-	-	-	-	-		
TOTAL		776,761,000.00	276,214,440.43	357,073,193.46	196,541,738.50	-	829,829,372.39	799,103,896.76	21,095,570.33	820,199,467.09	53,068,372.39	7%	

Certified Correct:

Recommending Approval:

Approved by:


DINA M. NILLOSAN
 Department Chief Accountant
H W


ANGELITO V. FONTANILLA
 Director, Financial Management Service


ENGR. NONITA S. CAGUIOA
 Assistant Secretary for Finance, Information Systems and Mining Concerns

QUARTERLY REPORT OF REVENUE AND OTHER RECEIPTS

As of the Quarter Ending September 30, 2022

Department : DEPARTMENT OF ENVIRONMENT AND NATURAL RESOURCES
 Agency : Office of the Secretary
 Operating Unit : ALL
 Organization Code : 10 001 01 00000
 Fund Cluster : 02 - Foreign Assisted Projects Fund

CLASSIFICATION/SOURCES OF REVENUE AND OTHER RECEIPTS	REVENUE TARGET (Annual per BESF)	ACTUAL REVENUE AND OTHER RECEIPTS COLLECTIONS					Cumulative Remittance/ Deposits to Date			VARIANCE		REMARKS
		1st Quarter	2nd Quarter	3rd Quarter	4th Quarter	TOTAL	Remittance to BTR	Deposited with AGDB	TOTAL	Amount	%	
1	3	4	5	6	7	8=(4+5+6+7)	9	10	11=(9+10)	12=(8-3)	13=(12/3)	14
B. Foreign Assisted Projects Fund (Fund Cluster 02)												
B.1 Revenue Collections	-	-	16.54	6,633.46	-	6,650.00	6,650.00	-	6,650.00	6,650.00		
B.1.2 Non-Cash Revenue	-	-	16.54	6,633.46	-	6,650.00	6,650.00	-	6,650.00	6,650.00		
Non-Tax												
Business Income	-	-	16.54	(16.54)	-	-	-	-	-	-		
Interest Income	-	-	16.54	(16.54)	-	-	-	-	-	-		The negative balance refers to the adjustments made by CAR.
Gains	-	-	-	6,650.00	-	6,650.00	6,650.00	-	6,650.00	6,650.00		
Gain on Sale of Unserviceable Property	-	-	-	6,650.00	-	6,650.00	6,650.00	-	6,650.00	6,650.00		
B.2 Non-Revenue Collections/Other Receipts	-	134,596.51	2,055,777.29	5,162,991.70	-	7,353,365.50	7,128,040.63	-	7,128,040.63	7,353,365.50		
B.2.1 Cash Receipts	-	114,532.51	1,939,225.79	5,074,282.33	-	7,128,040.63	7,128,040.63	-	7,128,040.63	7,128,040.63		
Others												
Refund of cash advances	-	74,415.95	1,464.00	48,548.72	-	124,428.67	124,428.67	-	124,428.67	124,428.67		
Disallowances	-	15,750.00	90,100.00	137,375.78	-	243,225.78	243,225.78	-	243,225.78	243,225.78		
Others	-	24,366.56	1,847,661.79	4,888,357.83	-	6,760,386.18	6,760,386.18	-	6,760,386.18	6,760,386.18		
B.2.2 Non-Cash Receipts	-	20,064.00	116,551.50	88,709.37	-	225,324.87	-	-	-	225,324.87		
Collections effected through outright deductions from	-	20,064.00	116,551.50	88,709.37	-	225,324.87	-	-	-	225,324.87		
Others	-	20,064.00	116,551.50	88,709.37	-	225,324.87	-	-	-	225,324.87		Includes Liquidated Damages of CAR
TOTAL	-	134,596.51	2,055,793.83	5,169,625.16	-	7,360,015.50	7,134,690.63	-	7,134,690.63	7,360,015.50		


Certified Correct:

Recommending Approval:

Approved by:


DIÑA M. NILLOSAN
 Department Chief Accountant
H m


ANGELITO V. FONTANILLA
 Director, Financial Management Service


ENGR. NONITA S. CAGUITA
 Assistant Secretary for Finance, Information Systems and Mining Concerns

QUARTERLY REPORT OF REVENUE AND OTHER RECEIPTS

As of the Quarter Ending September 30, 2022

FAR No. 5

Department : DEPARTMENT OF ENVIRONMENT AND NATURAL RESOURCES
 Agency : Office of the Secretary
 Operating Unit : ALL
 Organization Code : 10 001 01 00000
 Fund Cluster: 03 - SPECIAL ACCOUNTS - LOCALLY FUNDED / DOMESTIC GRANTS FUND


CLASSIFICATION/SOURCES OF REVENUE AND OTHER RECEIPTS	UACS Code	REVENUE TARGET Annual (as per BBSF)	ACTUAL REVENUE AND OTHER RECEIPTS COLLECTIONS					TOTAL 8=(4+5+6+7)	Cumulative Remittance/ Deposits to Date			VARIANCE		REMARKS
			1st Quarter	2nd Quarter	3rd Quarter	4th Quarter	Remittance to BTR		Deposited to AGDB	TOTAL	Amount	%		
			4	5	6	7	9		10	11=(9+10)	12=(8-3)	13=(12/3)		
C. Special Account - (Cluster 03)														
Fund 151														
A.1 Revenue Collections		5,585,000.00	1,198,831.09	1,137,135.48	1,253,039.91			3,589,006.48	3,590,256.48		3,590,256.48	(1,995,993.52)	-35.74%	
A.1.1 Cash Revenue														
- Non-Tax														
Service Income		5,580,000.00	1,198,431.09	910,635.48	1,227,950.87			3,337,017.44	3,338,667.44		3,338,667.44	(2,142,982.56)	-40.20%	
Permit Fees	40201010	3,778,000.00	761,804.02	413,739.77	682,892.37			1,858,436.16	1,858,436.16		1,858,436.16	(1,919,563.84)	-50.81%	
Registration Fees	40201020	36,000.00	7,250.00	28,550.00	(9,150.00)			26,650.00	26,650.00		26,650.00	(9,350.00)	-25.97%	
Certification Fees	40201040	1,182,000.00	273,657.07	282,594.71	377,368.50			933,620.28	933,270.28		933,270.28	(248,379.72)	-21.01%	
Processing Fees	40201130	42,000.00	30,120.00	32,250.00	12,700.00			75,070.00	75,070.00		75,070.00	33,070.00	78.74%	
Supervision & Reg. Enfor. Fees	40201070	70,000.00	22,500.00	26,300.00	36,300.00			85,100.00	84,400.00		84,400.00	15,100.00	21.57%	
Inspection Fees	40201100	453,000.00	98,300.00	122,101.00	117,450.00			337,851.00	340,551.00		340,551.00	(115,149.00)	-25.42%	
Verification & Authentication Fees	40201110	9,000.00	-	-	-			-	-		-	(9,000.00)	-100.00%	
Fines and Penalties-Service Income	40201140	-	-	-	3,740.00			3,740.00	3,740.00		3,740.00	3,740.00	100.00%	
Other Service Income	40201990	10,000.00	4,800.00	5,100.00	6,650.00			16,550.00	16,550.00		16,550.00	6,550.00	65.50%	
Gains				226,500.00	23,500.00			250,000.00	250,000.00		250,000.00	250,000.00	100.00%	
Gain on Sale of Property, Plant and Equipment	40501040	-	-	226,500.00	23,500.00			250,000.00	250,000.00		250,000.00	250,000.00	100.00%	
Other Non Operating Income		5,000.00	400.00		1,589.04			1,989.04	1,589.04		1,589.04	(3,010.96)	-60.22%	
Miscellaneous Income	40609990	5,000.00	400.00	-	1,589.04			1,989.04	1,589.04		1,589.04	(3,010.96)	-60.22%	
TOTAL		5,585,000.00	1,198,831.09	1,137,135.48	1,253,039.91			3,589,006.48	3,590,256.48		3,590,256.48	(1,995,993.52)	-35.74%	
C. Special Account - (Cluster 03)														
Fund 401-25%														
A.1 Revenue Collections		64,295,000.00	13,041,843.96	47,656,308.94	16,561,629.47			77,259,782.37	76,603,481.44		76,603,481.44	12,964,782.37	20.16%	
A.1.1 Cash Revenue														
- Non-Tax														
Service Income		52,995,000.00	11,193,501.96	42,450,339.92	15,439,068.98			69,082,910.86	68,459,337.43		68,459,337.43	16,087,910.86	30.36%	
Permit Fees	40201010	4,417,000.00	118,003.75	876,697.12	1,995,279.72			2,989,980.59	2,969,306.84		2,969,306.84	(1,427,019.41)	-32.31%	
Registration Fees	40201020	8,000.00	1,250.00	287.50	-			1,537.50	1,537.50		1,537.50	(6,462.50)	-80.78%	
Certification Fees	40201040	136,000.00	3,482.50	9,912.00	5,525.00			18,919.50	19,032.00		19,032.00	(117,080.50)	-86.09%	Includes prior year undeposited collection amounting to P1,025 from Region 2 and P125 from Region 13.
Processing Fees	40201130	86,000.00	13,250.00	10,037.50	8,809.00			32,096.50	32,087.50		32,087.50	(53,903.50)	-62.68%	
Inspection Fees	40201100	-	-	12.50	50.00			62.50	62.50		62.50	62.50	100.00%	
Fines and Penalties-Service Income	40201140	-	150.00	-	-			150.00	150.00		150.00	150.00	100.00%	
Other Service Income	40201990	48,348,000.00	11,057,365.71	41,553,393.30	13,429,405.26			66,040,164.27	65,437,161.09		65,437,161.09	17,692,164.27	36.59%	Includes prior year undeposited collection amounting to P1,172 from Region 6 and P2,892.50 from Region 7.
Business Income		11,287,000.00	1,848,342.00	5,204,381.38	1,124,148.13			8,176,871.51	8,144,144.01		8,144,144.01	(3,110,128.49)	-27.55%	
Rent/Lease Income	40202050	9,002,000.00	1,208,519.61	2,454,627.08	645,642.13			4,308,788.82	4,277,238.82		4,277,238.82	(4,693,211.18)	-52.14%	
Sales Revenue	40202160	1,506,000.00	489,698.76	778,339.99	384,255.00			1,652,293.75	1,651,116.25		1,651,116.25	146,293.75	9.71%	
Other Business Income	40202990	779,000.00	150,123.63	1,971,414.31	94,251.00			2,215,788.94	2,215,788.94		2,215,788.94	1,436,788.94	184.44%	
Other Non Operating Income		13,000.00	-	1,587.64	(1,587.64)			-	-		-	(13,000.00)	-100.00%	
Miscellaneous Income	40609990	13,000.00	-	1,587.64	(1,587.64)			-	-		-	(13,000.00)	-100.00%	
Sub-Total		64,295,000.00	13,041,843.96	47,656,308.94	16,561,629.47			77,259,782.37	76,603,481.44		76,603,481.44	12,964,782.37	20.16%	
C. Special Account - (Cluster 03)														
Fund 158														
A.2 Non-Revenue Collections/Other Receipts														
A.2.1 Cash Receipts														
Others														
Due from Officers and Employees Trust	10305990	-	-	3,922.12	-			3,922.12	3,922.12		3,922.12	3,922.12	100.00%	
Liabilities/Disallowances/Charges	20401080	-	-	2,958.12	-			2,958.12	2,958.12		2,958.12	2,958.12	100.00%	
Sub-Total				3,922.12				3,922.12	3,922.12		3,922.12	3,922.12	100.00%	
GRAND TOTAL		69,880,000.00	14,240,675.05	48,797,366.54	17,814,669.38			80,852,710.97	80,197,660.04		80,197,660.04	10,972,710.97	15.70%	

Certified Correct:

Recommending Approval:

Approved by:


DIÑA M. NILLOSAN
 Department Chief Accountant


ANGELITO V. FONTANILLA
 Director, Financial and Management Service


ENGR. NONITA S. CAGUIOA
 Assistant Secretary for Finance, Information Systems and Mining


QUARTERLY REPORT OF REVENUE AND OTHER RECEIPTS

As of the Quarter Ending September 30, 2022

Department : DEPARTMENT OF ENVIRONMENT AND NATURAL RESOURCES
 Agency : Office of the Secretary
 Operating Unit : ALL
 Organization Code : 10 001 01 00000
 Fund Cluster : 04 - Special Accounts Foreign Assisted/ Foreign Grants Fund

CLASSIFICATION/SOURCES OF REVENUE AND OTHER RECEIPTS	UACS Code	REVENUE TARGET (Annual per BESF)	ACTUAL REVENUE AND OTHER RECEIPTS COLLECTIONS					Cumulative Remittance/ Deposits to Date			VARIANCE		REMARKS
			1st Quarter	2nd Quarter	3rd Quarter	4th Quarter	TOTAL	Remittance to BTR	Deposited with AGDB	TOTAL	Amount	%	
1	2	3	4	5	6	7	8=(4+5+6+7)	9	10	11=(9+10)	12=(8-3)	13=(12/3)	14
D. Special Accounts Foreign Assisted/ Foreign Grants Fund (Fund Cluster 04)													
D.1 Revenue Collections		-	56.12	60.53	64.80	-	181.45	181.45	-	181.45	181.45		
D.1.1 Cash Revenue		-	56.12	60.53	64.80	-	181.45	181.45	-	181.45	181.45		
Non-Tax													
Business Income		-	56.12	60.53	64.80	-	181.45	181.45	-	181.45	181.45		
Interest Income	40202210	-	56.12	60.53	64.80	-	181.45	181.45	-	181.45	181.45		
TOTAL		-	56.12	60.53	64.80	-	181.45	181.45	-	181.45	181.45		


Certified Correct:


DIÑA M. NILLOSAN
 Department Chief Accountant
H M

Recommending Approval:


ANGELITO V. FONTANILLA
 Director, Financial Management Service

Approved by:


ENGR. NONITA S. CAGUIOA
 Assistant Secretary for Finance, Information Systems and Mining Concerns

QUARTERLY REPORT OF REVENUE AND OTHER RECEIPTS
As of the Quarter Ending September 30, 2022

FAR No. 5

Department : DEPARTMENT OF ENVIRONMENT AND NATURAL RESOURCES
Agency : Office of the Secretary
Operating Unit : ALL
Organization Code : 10 001 01 00000
Fund Cluster: 05 - INTERNALLY GENERATED FUNDS

CLASSIFICATION/SOURCES OF REVENUE AND OTHER RECEIPTS	UACS Code	REVENUE TARGET Annual (as per BESP)	ACTUAL REVENUE AND OTHER RECEIPTS COLLECTIONS					Cumulative Remittance/ Deposits to Date			VARIANCE		REMARKS	
			Ist Quarter	2nd Quarter	3rd Quarter	4th Quarter	TOTAL	Remittance to BTR	Deposited to AGDB	TOTAL	Amount	%		
			4	5	6	7	8=(4+5+6+7)	9	10	11=(9+10)	12=(8-3)	13=(12/3)		
E. Internally Generated Fund (Cluster 05)														
Fund 401-75%														
A.1 Revenue Collections		216,859,000.00	38,949,700.77	143,498,858.31	60,346,543.57	-	242,795,102.65	211.25	241,225,031.02	241,225,242.27	25,936,102.65	11.96%		
A.1.1 Cash Revenue														
- Non-Tax														
Service Income		180,834,000.00	32,631,931.06	131,097,878.46	54,163,775.01	-	217,893,584.53	211.25	216,328,389.32	216,328,600.57	37,059,584.53	20.49%		
Permit Fees	40201010	7,240,000.00	395,308.75	2,578,168.81	6,051,876.64	-	9,023,354.20	-	9,023,707.70	9,023,707.70	1,785,354.20	24.66%		
Registration Fees	40201020	23,000.00	3,750.00	862.50	-	-	4,612.50	-	4,612.50	4,612.50	(18,387.50)	-79.95%		
Certification Fees	40201040	460,000.00	10,447.50	30,036.00	16,575.00	-	57,058.50	-	57,396.00	57,396.00	(402,941.50)	-87.60%		
Processing Fees	40201130	271,000.00	44,750.00	20,112.50	31,427.00	-	96,289.50	-	96,262.50	96,262.50	(174,710.50)	-64.47%		
Supervision & Reg. Enfor. Fees	40201070	5,466,000.00	-	3,326,452.50	1,522,497.50	-	4,848,950.00	-	4,844,948.75	4,844,948.75	(617,050.00)	-11.29%		
Inspection Fees	40201100	3,000.00	-	37.50	150.00	-	187.50	-	187.50	187.50	(2,812.50)			
Fines and Penalties-Service Income	40201140	274,000.00	450.00	-	5,501,000.00	-	5,501,450.00	-	5,501,450.00	5,501,450.00	5,227,450.00			
Other Service Income	40201990	167,097,000.00	32,177,224.81	125,142,208.65	41,040,248.87	-	198,359,682.33	211.25	196,799,824.37	196,800,035.62	31,262,682.33	18.71%	The collection from Region 5 amounting to Php 211.25 was erroneously deposited to BTR and will be adjusted in the last quarter. Includes undeposited prior year collection amounting to P3,525 from Region 6, P25,883.05 from Region 7 and P375 from Region 13.	
Business Income		35,966,000.00	6,317,709.71	12,400,979.85	6,182,324.64	-	24,901,014.20	-	24,896,581.70	24,896,581.70	(11,084,985.80)	-30.80%		
Seminar/Training Fees	40202040	-	-	-	-	-	-	-	-	-	-	-	-	
Rent/Lease Income	40202050	29,131,000.00	3,673,558.84	4,741,080.24	4,746,602.41	-	13,161,241.49	-	13,160,341.49	13,160,341.49	(15,969,758.51)	-54.82%		
Income from Hostels/Dormitories	40202130	-	-	-	-	-	-	-	-	-	-	-	#DIV/0!	
Sales Revenue	40202160	4,517,000.00	2,193,780.00	1,610,336.25	1,152,765.00	-	4,956,881.25	-	4,953,348.75	4,953,348.75	439,881.25	9.74%		
Interest Income	40202210	1,000.00	-	118.07	1,284.23	-	1,402.30	-	1,402.30	1,402.30	402.30			
Fines and Penalties-Business Income	40202230	-	-	-	-	-	-	-	-	-	-	-	-	
Other Business Income	40202990	2,337,000.00	450,370.87	6,049,445.29	281,673.00	-	6,781,489.16	-	6,781,489.16	6,781,489.16	4,444,489.16	190.18%		
Share in profit of joint venture	40202220	-	-	-	-	-	-	-	-	-	-	-	-	
Other Non Operating Income		39,000.00	60.00	-	-	-	60.00	-	60.00	60.00	(38,940.00)	-99.85%		
Miscellaneous Income	40609990	39,000.00	60.00	-	-	-	60.00	-	60.00	60.00	(38,940.00)	-99.85%		
A.1.2 Non-Cash Revenue														
Other Non Operating Income														
Miscellaneous Income	40609990	-	-	-	443.92	-	443.92	-	-	-	443.92			
A.2 Non-Revenue Collections/Other Receipts			17,100.00	24,000.00	989.85	-	42,089.85	-	42,089.85	42,089.85	42,089.85			
A.2.1 Cash Receipts														
Others			17,100.00	24,000.00	989.85	-	42,089.85	-	42,089.85	42,089.85	42,089.85			
Refund of cash advances			-	24,000.00	-	-	24,000.00	-	24,000.00	24,000.00	24,000.00			
Other Receivables	10305990		-	-	989.85	-	989.85	-	989.85	989.85	989.85			
Government Equity	30101010		17,100.00	-	-	-	17,100.00	-	17,100.00	17,100.00	17,100.00			Unrecorded Prior year income of Other Service Income account from Region 3, collected and remitted CY 2022
TOTAL		216,859,000.00	38,966,800.77	143,522,858.31	60,347,533.42	-	242,837,192.50	211.25	241,267,120.87	241,267,332.12	25,978,192.50	11.98%		

Certified Correct:

Recommending Approval:

Approved by:


DINA M. NILLOSAN
Department Chief Accountant


ANGELITO V. FONTANILLA
Director, Financial and Management Service


ENGR. NONITA S. CAGUIOA
Assistant Secretary for Finance, Information Systems and Mining Concerns

QUARTERLY REPORT OF REVENUE AND OTHER RECEIPTS
As of the Quarter Ending September 30, 2022

Department : DEPARTMENT OF ENVIRONMENT AND NATURAL RESOURCES
 Agency : Office of the Secretary
 Operating Unit : ALL
 Organization Code : 10 001 01 00000
 Fund Cluster : 06 - Business Related Funds

CLASSIFICATION/SOURCES OF REVENUE AND OTHER RECEIPTS	UACS Code	REVENUE TARGET (Annual per BESF)	ACTUAL REVENUE AND OTHER RECEIPTS COLLECTIONS					Cumulative Remittance/ Deposits to Date			VARIANCE		REMARKS
			1st Quarter	2nd Quarter	3rd Quarter	4th Quarter	TOTAL	Remittance to BTR	Deposited with AGDB	TOTAL	Amount	%	
1	2	3	4	5	6	7	8=(4+5+6+7)	9	10	11=(9+10)	12=(8-3)	13=(12/3)	14
F. Business Related Funds (Fund Cluster 06)													
F.1 Revenue Collections		1,514,000.00	247,157.51	476,242.49	448,900.00	-	1,172,300.00	-	1,170,450.00	1,170,450.00	(341,700.00)	-23%	The variance represents the difference of collection against the target revenue which might be collected on the 4th quarter of the year.
F.1.1 Cash Revenue		1,514,000.00	247,157.51	476,242.49	448,900.00	-	1,172,300.00	-	1,170,450.00	1,170,450.00	(341,700.00)	-23%	
Non-Tax													
Business Income		1,514,000.00	247,157.51	476,242.49	448,900.00	-	1,172,300.00	-	1,170,450.00	1,170,450.00	(341,700.00)	-23%	
Income from Hostels/Dormitories and Other like Facilities	40202130	1,514,000.00	247,157.51	476,242.49	448,900.00	-	1,172,300.00	-	1,170,450.00	1,170,450.00	(341,700.00)	-23%	
TOTAL		1,514,000.00	247,157.51	476,242.49	448,900.00	-	1,172,300.00	-	1,170,450.00	1,170,450.00	(341,700.00)	-23%	

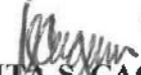
Certified Correct:

Recommending Approval:

Approved by:


DINA M. NILLOSAN
 Department Chief Accountant
 H W


ANGELITO V. FONTANIELA
 Director, Financial Management Service


ENGR. NONITA S. CAGUIOA
 Assistant Secretary for Finance, Information Systems and Mining Concerns

QUARTERLY REPORT OF REVENUE AND OTHER RECEIPTS

As of the Quarter Ending September 30, 2022

Department : DEPARTMENT OF ENVIRONMENT AND NATURAL RESOURCES
 Agency : Office of the Secretary
 Operating Unit : ALL
 Organization Code : 10 001 01 00000
 Fund Cluster : 07 - Trust Receipts

CLASSIFICATION/SOURCES OF REVENUE AND OTHER RECEIPTS	UACS Code	REVENUE TARGET (Annual per BESF)	ACTUAL REVENUE AND OTHER RECEIPTS COLLECTIONS					Cumulative Remittance/ Deposits to Date			VARIANCE		REMARKS
			1st Quarter	2nd Quarter	3rd Quarter	4th Quarter	TOTAL	Remittance to BTR	Deposited with AGDB	TOTAL	Amount	%	
1	2	3	4	5	6	7	8=(4+5+6+7)	9	10	11=(9+10)	12=(8-3)	13=(12/3)	14
Trust Receipts (Fund Cluster 07)													
G.1 Revenue Collections		-	76,409.60	48,376.63	20,634.10	-	145,420.33	144,290.67	-	144,290.67	145,420.33		
G.1.1 Cash Revenue		-	75,279.94	48,376.63	20,634.10	-	144,290.67	144,290.67	-	144,290.67	144,290.67		
Non-Tax													
Service Income		-	73,536.00	46,000.00	12,000.00	-	131,536.00	131,536.00	-	131,536.00	131,536.00		
Other Service Income	40201990	-	73,536.00	46,000.00	12,000.00	-	131,536.00	131,536.00	-	131,536.00	131,536.00		
Business Income		-	1,743.94	2,376.63	8,634.10	-	12,754.67	12,754.67	-	12,754.67	12,754.67		
Seminar/Training Fees	40202040	-	-	-	6,600.00	-	6,600.00	6,600.00	-	6,600.00	6,600.00		
Interest Income	40202210	-	1,743.94	2,376.63	2,034.10	-	6,154.67	6,154.67	-	6,154.67	6,154.67		
G.1.2 Non-Cash Revenue		-	1,129.66	-	-	-	1,129.66	-	-	-	1,129.66		
Non-Tax													
Other Non Operating Income		-	1,129.66	-	-	-	1,129.66	-	-	-	1,129.66		
Miscellaneous Income	40699990	-	1,129.66	-	-	-	1,129.66	-	-	-	1,129.66		
G.2 Non-Revenue Collections/Other Receipts		-	972,328.80	6,466,674.36	(2,724,005.13)	-	4,714,998.03	-	4,714,998.03	4,714,998.03	4,714,998.03		
G.2.1 Cash Receipts		-	972,328.80	6,466,674.36	(2,724,005.13)	-	4,714,998.03	-	4,714,998.03	4,714,998.03	4,714,998.03		
Others													
Refund of cash advances		-	8,643.00	3,740,568.15	(81,010.77)	-	3,668,200.38	-	3,668,200.38	3,668,200.38	3,668,200.38		The negative balance on the 3rd quarter collection is due to erroneous posting of balances of Region 5 on Cluster 07 instead of Cluster 01.
Disallowances		-	3,850.00	25,033.00	(28,883.00)	-	-	-	-	-	-		
Others		-	959,835.80	2,701,073.21	(2,614,111.36)	-	1,046,797.65	-	1,046,797.65	1,046,797.65	1,046,797.65		
G.3 Trust Receipts		-	54,047,456.62	9,470,731.70	6,278,254.82	-	69,796,443.14	20,977,857.28	48,778,037.57	69,755,894.85	69,796,443.14		
G.3.1 Inter-Agency Transferred Funds (IATF)													
Deposited with the National Treasury		-	8,294,358.12	3,924,112.87	3,162,204.48	-	15,380,675.47	13,864,675.47	1,516,000.00	15,380,675.47	15,380,675.47		
Due to NGAs		-	6,794,358.12	3,924,112.87	3,162,204.48	-	13,880,675.47	12,364,675.47	1,516,000.00	13,880,675.47	13,880,675.47		
Due to GOCCs		-	1,500,000.00	-	-	-	1,500,000.00	1,500,000.00	-	1,500,000.00	1,500,000.00		
G.3.2 Other Trust Receipts Deposited with the National Treasury		-	2,309,247.96	2,953,654.96	2,630,123.88	-	7,893,026.80	7,113,181.81	722,931.70	7,836,113.51	7,893,026.80		
Performance Bond		-	217,504.40	213,218.57	308,755.12	-	739,478.09	724,195.37	-	724,195.37	739,478.09		
Guaranty/Security Deposits Payable		-	116,321.50	-	-	-	116,321.50	116,321.50	-	116,321.50	116,321.50		
Due from Officers and Employees		-	29.23	-	-	-	29.23	29.23	-	29.23	29.23		
Government Equity		-	2,420.00	-	-	-	2,420.00	2,420.00	-	2,420.00	2,420.00		
Cash Bond		-	311,372.83	911,000.00	-	-	1,222,372.83	1,222,372.83	-	1,222,372.83	1,222,372.83		
BID Documents		-	378,955.00	606,792.40	(66,820.00)	-	918,927.40	918,927.40	-	918,927.40	918,927.40		
Other Payables(Project HOPE)		-	1,282,645.00	1,170,443.99	2,327,602.75	-	4,780,691.74	4,016,129.47	722,931.70	4,739,061.17	4,780,691.74		Project HOPE collections of Central Office deposited to AGDB and will be subsequently remitted to BTr. An amount of P33,701.97 was remitted to insurance companies (MRI and FRU).
Advances to Officers and Employees		-	-	2,200.00	-	-	2,200.00	2,200.00	-	2,200.00	2,200.00		
Training Expenses		-	-	50,000.00	-	-	50,000.00	50,000.00	-	50,000.00	50,000.00		
Advances to Special Disbursing Officer		-	-	-	106.01	-	106.01	106.01	-	106.01	106.01		
Other Payables		-	-	-	60,480.00	-	60,480.00	60,480.00	-	60,480.00	60,480.00		
G.3.3 Trust Receipts Deposited with Authorized Government Depository Banks (AGDB)		-	43,443,850.54	2,592,963.87	485,926.46	-	46,522,740.87	-	46,539,105.87	46,539,105.87	46,522,740.87		
Proceeds from sale of bid documents		-	210,000.00	40,000.00	7,300.00	-	257,300.00	-	277,220.00	277,220.00	257,300.00		
Registration Fees		-	418,500.00	622,799.20	966,955.00	-	2,008,254.20	-	2,008,254.20	2,008,254.20	2,008,254.20		Includes collection of Central Office from registration fees on 2022 Sportfest amounting to P 825,000.00.
Inspection/Inventory Fees		-	6,920.00	43,750.00	13,360.00	-	64,030.00	-	64,030.00	64,030.00	64,030.00		
Reproduction Survey Plan Trust/LCCA		-	153,389.00	219,033.00	197,095.00	-	569,517.00	-	565,962.00	565,962.00	569,517.00		
Cash Bond		-	262,000.00	375,000.00	(637,000.00)	-	-	-	-	-	-		The negative balance on the 3rd quarter collection pertains to adjustments made by Region 6.

QUARTERLY REPORT OF REVENUE AND OTHER RECEIPTS

As of the Quarter Ending September 30, 2022

Department : DEPARTMENT OF ENVIRONMENT AND NATURAL RESOURCES
 Agency : Office of the Secretary
 Operating Unit : ALL
 Organization Code : 10 001 01 00000
 Fund Cluster : 07 - Trust Receipts

CLASSIFICATION/SOURCES OF REVENUE AND OTHER RECEIPTS	UACS Code	REVENUE TARGET (Annual per BESF)	ACTUAL REVENUE AND OTHER RECEIPTS COLLECTIONS					Cumulative Remittance/ Deposits to Date			VARIANCE		REMARKS
			1st Quarter	2nd Quarter	3rd Quarter	4th Quarter	TOTAL	Remittance to BTR	Deposited with AGDB	TOTAL	Amount	%	
1	2	3	4	5	6	7	8=(4+5+6+7)	9	10	11=(9+10)	12=(8-3)	13=(12/3)	14
Other Payables		-	45,741.54	792,042.00	(61,783.54)	-	776,000.00	-	776,000.00	776,000.00	776,000.00		The negative balance on the 3rd quarter collection pertains to adjustments made by Region 6 due to error on posting of amounts. The amount Deposited to AGDB pertains to financial assistance from the Presidential Social Fund to DENR employees which was subsequently transferred by Central Office to Region 4B, Region 6 and Region 8 with beneficiaries affected by typhoon Yolanda.
Proceeds from Insurance/Indemnities Performance Bond		-	135,300.00	500,339.67	-	-	500,339.67 135,300.00	-	500,339.67 135,300.00	500,339.67 135,300.00	500,339.67 135,300.00		
Trust Liabilities (Financial Assistance)		-	42,212,000.00	-	-	-	42,212,000.00	-	42,212,000.00	42,212,000.00	42,212,000.00		
TOTAL		-	55,096,195.02	15,985,782.69	3,574,883.79	-	74,656,861.50	21,122,147.95	53,493,035.60	74,615,183.55	74,656,861.50		


Certified Correct:

Recommending Approval:

Approved by:


DINA M. NILLOSAN
 Department Chief Accountant
 A M


ANGELITO V. FONTANILLA
 Director, Financial Management Service


ENGR. NONITA S. CAGUIOA
 Assistant Secretary for Finance, Information Systems and Mining Concerns