

QUARTERLY REPORT OF REVENUE AND OTHER RECEIPTS

As of the Quarter Ending June 30, 2022

Department : DEPARTMENT OF ENVIRONMENT AND NATURAL RESOURCES
 Agency : Office of the Secretary
 Operating Unit : ALL
 Organization Code : 10 001 01 00000
 Fund Cluster : 01 - Regular Agency Fund

CLASSIFICATION/SOURCES OF REVENUE AND OTHER RECEIPTS	UACS Code	REVENUE TARGET (Annual per BESF)	ACTUAL REVENUE AND OTHER RECEIPTS COLLECTIONS					Cumulative Remittance/ Deposits to Date			VARIANCE		REMARKS	
			1st Quarter	2nd Quarter	3rd Quarter	4th Quarter	TOTAL	Remittance to BTR	Deposited with AGDB	TOTAL	Amount	%		
1	2	3	4	5	6	7	8=(4+5+6+7)	9	10	11=(9+10)	12=(8-3)	13=(12/3)	14	
A. Regular Agency Fund (Fund Cluster 01)														
A.1 Revenue Collections		776,761,000.00	262,499,408.42	308,494,399.41	-	-	570,993,807.83	566,538,640.68	932,226.41	567,470,867.09	(205,767,192.17)	-26%		
A.1.1 Cash Revenue		776,761,000.00	260,850,183.65	306,725,280.66	-	-	567,575,464.31	566,538,640.68	932,226.41	567,470,867.09	(209,185,535.69)	-27%		
Tax														
Tax on Forest Products	40103060	14,184,000.00	14,581,522.10	6,150,002.65	-	-	20,731,524.75	20,731,524.75	-	20,731,524.75	6,547,524.75	46%		
Non-Tax														
Service Income		163,722,000.00	92,331,941.39	147,768,709.90	-	-	240,100,651.29	239,995,794.06	66,685.41	240,062,479.47	76,378,651.29	47%		
Permit Fees	40201010	29,919,000.00	22,310,672.69	87,709,188.68	-	-	110,019,861.37	110,015,614.37	-	110,015,614.37	80,100,861.37	268%		
Registration Fees	40201020	5,203,000.00	2,900,066.00	1,630,080.04	-	-	4,530,146.04	4,526,756.04	-	4,526,756.04	(672,853.96)	-13%		
Clearance and Certification Fees	40201040	16,648,000.00	4,571,668.24	5,051,993.09	-	-	9,623,661.33	9,615,072.33	-	9,615,072.33	(7,024,338.67)	-42%		
Processing Fees	40201130	3,088,000.00	1,351,729.06	1,610,980.39	-	-	2,962,709.45	2,955,556.45	-	2,955,556.45	(125,290.55)	-4%		
Supervision & Regulation Enforcement Fees	40201070	18,695,000.00	18,085,307.43	7,140,415.83	-	-	25,225,723.26	25,225,723.26	-	25,225,723.26	6,530,723.26	35%		
Legal Fees	40201090	36,000.00	7,209.00	6,099.00	-	-	13,308.00	13,308.00	-	13,308.00	(22,692.00)	-63%		
Inspection Fees	40201100	5,099,000.00	986,886.21	1,216,117.43	-	-	2,203,003.64	2,159,130.14	41,400.00	2,200,530.14	(2,895,996.36)	-57%	Income deposited to AGDB will be used by Region 2 for its current operation	
Verification & Authentication Fees	40201110	6,077,000.00	929,984.89	2,685,548.92	-	-	3,615,533.81	3,611,846.21	-	3,611,846.21	(2,461,466.19)	-41%		
Fines and Penalties-Service Income	40201140	4,073,000.00	7,829,673.50	693,382.56	-	-	8,523,056.06	8,522,896.06	-	8,522,896.06	4,450,056.06	109%		
Other Service Income	40201990	74,884,000.00	33,358,744.37	40,024,903.96	-	-	73,383,648.33	73,349,891.20	25,285.41	73,375,176.61	(1,500,351.67)	-2%	Income deposited to AGDB will be used by Region 2 for its current operation	
Business Income		584,240,000.00	150,094,835.24	145,243,753.38	-	-	295,338,588.62	294,827,481.53	430,550.00	295,258,031.53	(288,901,411.38)	-49%		
Seminar/Training Fees	40202040	-	138,000.00	112,000.00	-	-	250,000.00	-	250,000.00	250,000.00	250,000.00		The deposit to AGDB will be used by Region 8 to defray the expenses incurred for the Regional Management Conference.	
Rent/Lease Income	40202050	365,495,000.00	146,446,009.59	124,914,649.75	-	-	271,360,659.34	271,224,455.81	57,800.00	271,282,255.81	(94,134,340.66)	-26%	The Deposits to AGDB composed of P37,800 which refers to collections of Region 2 from basketball court rentals which will be used for its maintenance and P20,000 of Region 3 which will be subsequently deposited to BTR.	
Income from Hostels/Dormitories and Other like Facilities	40202130	144,000.00	81,600.00	99,150.00	-	-	180,750.00	58,000.00	122,750.00	180,750.00	36,750.00	26%	The income from HOSTEL deposited to AGDB by Region 2 and Region 5 will be used in its current operation.	
Income from Printing and Publications	40202150	11,000.00	3,705.00	1,849.00	-	-	5,554.00	5,554.00	-	5,554.00	(5,446.00)	-50%		
Interest Income	40202210	799,000.00	262,137.30	252,472.17	-	-	514,609.47	513,483.91	-	513,483.91	(284,390.53)	-36%	Interest Income collected pertains to interest earned as part of Cadastral Cost, as well as interest earned on the sale of public lands through Miscellaneous Sales Application and accrued interest earned on IPAF accounts which will be remitted through Fund 101.	
Share in profit of joint venture	40202220	200,000,000.00	-	16,152,836.69	-	-	16,152,836.69	16,152,836.69	-	16,152,836.69	(183,847,163.31)	-92%		
Fines and Penalties-Business Income	40202230	5,000.00	4,076.00	33,659.00	-	-	37,735.00	37,735.00	-	37,735.00	32,735.00	655%		
Other Business Income	40202990	17,786,000.00	3,159,307.35	3,677,136.77	-	-	6,836,444.12	6,835,416.12	-	6,835,416.12	(10,949,555.88)	-62%		
Gains		1,153,000.00	36,362.00	636,942.54	-	-	673,304.54	885,820.99	-	885,820.99	(479,695.46)	-42%		
Gain on Sale of Property, Plant and Equipment	40501040	106,000.00	2,262.00	504,548.74	-	-	506,810.74	580,666.99	-	580,666.99	400,810.74	378%	Remittance includes the collection from the Gain on Sale and the carrying amount of the PPE at the time of Sale	
Gain on Sale of Unserviceable Property	40501130	147,000.00	21,220.00	107,713.80	-	-	128,933.80	267,594.00	-	267,594.00	(18,066.20)	-12%	Remittance includes the collection from the Gain on Sale and the carrying amount of the Unserviceable Property at the time of Sale	
Other Gains	40501990	900,000.00	12,880.00	24,680.00	-	-	37,560.00	37,560.00	-	37,560.00	(862,440.00)	-96%		
Shares		2,201,000.00	-	-	-	-	-	-	-	-	(2,201,000.00)	-100%		
Share from National Wealth	40401010	2,201,000.00	-	-	-	-	-	-	-	-	(2,201,000.00)	-100%		
Grants		-	60,263.50	-	-	-	60,263.50	60,263.50	-	60,263.50	60,263.50			
Grants in Cash	40403010	-	60,263.50	-	-	-	60,263.50	60,263.50	-	60,263.50	60,263.50			

QUARTERLY REPORT OF REVENUE AND OTHER RECEIPTS

As of the Quarter Ending June 30, 2022

Department : DEPARTMENT OF ENVIRONMENT AND NATURAL RESOURCES
 Agency : Office of the Secretary
 Operating Unit : ALL
 Organization Code : 10 001 01 00000
 Fund Cluster : 01 - Regular Agency Fund

CLASSIFICATION/SOURCES OF REVENUE AND OTHER RECEIPTS	UACS Code	REVENUE TARGET (Annual per BESF)	ACTUAL REVENUE AND OTHER RECEIPTS COLLECTIONS					Cumulative Remittance/ Deposits to Date			VARIANCE		REMARKS
			1st Quarter	2nd Quarter	3rd Quarter	4th Quarter	TOTAL	Remittance to BTR	Deposited with AGDB	TOTAL	Amount	%	
1	2	3	4	5	6	7	8=(4+5+6+7)	9	10	11=(9+10)	12=(8-3)	13=(12/3)	14
Other Non Operating Income		11,261,000.00	3,745,259.42	6,925,872.19	-	-	10,671,131.61	10,037,755.85	434,991.00	10,472,746.85	(589,868.39)	-5%	
Sale of Garnished/Confiscated/Abandoned/Seized Goods and Property	40601010	-	170,630.00	710,720.00	-	-	881,350.00	881,350.00	-	881,350.00	881,350.00		
Proceeds from Insurance/Indemnities	40699010	-	-	37,737.00	-	-	37,737.00	37,737.00	-	37,737.00	37,737.00		
Miscellaneous Income	40699990	11,261,000.00	3,574,629.42	6,177,415.19	-	-	9,752,044.61	9,118,668.85	434,991.00	9,553,659.85	(1,508,955.39)	-13%	*Income on AGDB refers to Sale of Bid Docs of Region 2 which was recorded under Fund Cluster 01. *Remittance to BTR includes collections of Region 9 from prior year 2021 which was deposited this year.
A.1.2 Non-Cash Revenue Non-Tax Gains		-	1,649,224.77	1,769,118.75	-	-	3,418,343.52	-	-	-	3,418,343.52		
Other Gains	40501990	-	184,748.13	(18,656.30)	-	-	166,091.83	-	-	-	166,091.83		The negative balance refers to the adjustments made by CAR.
Other Gains	40501990	-	184,748.13	(18,656.30)	-	-	166,091.83	-	-	-	166,091.83		
Other Non Operating Income		-	1,464,476.64	1,787,775.05	-	-	3,252,251.69	-	-	-	3,252,251.69		
Miscellaneous Income	40699990	-	1,464,476.64	1,787,775.05	-	-	3,252,251.69	-	-	-	3,252,251.69		Includes Liquidated Damages from Central Office and Non Cash Receipt, Income from deductions to payments to suppliers/contractors of Region 5
A.2 Non-Revenue Collections/Other Receipts		-	13,715,032.01	48,578,794.05	-	-	62,293,826.06	50,678,546.59	10,461,225.03	61,139,771.62	62,293,826.06		
A.2.1 Cash Receipts		-	13,683,178.26	48,518,295.38	-	-	62,201,473.64	50,678,546.59	10,461,225.03	61,139,771.62	62,201,473.64		
Others		-	1,494,679.97	1,718,275.99	-	-	3,212,955.96	3,211,287.67	-	3,211,287.67	3,212,955.96		
Refund of cash advances		-	266,974.56	313,384.36	-	-	580,358.92	577,825.08	-	577,825.08	580,358.92		
Refund of overpayments		-	982,987.13	481,427.45	-	-	1,464,414.58	1,447,014.58	-	1,447,014.58	1,464,414.58		
Disallowances		-	10,938,536.60	46,005,207.58	-	-	56,943,744.18	45,442,419.26	10,461,225.03	55,903,644.29	56,943,744.18		
Others		-	31,853.75	60,498.67	-	-	92,352.42	-	-	-	92,352.42		
A.2.2 Non-Cash Receipts		-	31,853.75	60,498.67	-	-	92,352.42	-	-	-	92,352.42		
Collections effected through outright deductions from		-	31,853.75	60,498.67	-	-	92,352.42	-	-	-	92,352.42		
Others		-	31,853.75	60,498.67	-	-	92,352.42	-	-	-	92,352.42		Includes Liquidated Damages of CAR amounting to P2,353.
TOTAL		776,761,000.00	276,214,440.43	357,073,193.46	-	-	633,287,633.89	617,217,187.27	11,393,451.44	628,610,638.71	(143,473,366.11)	-18%	


Certified Correct:

Recommending Approval:

Approved by:


DINA M. NILLOSAN
 Department Chief Accountant
 H W


ANGELITO V. FONTANILLA
 Director, Financial Management Service


ENGR. NONITA S. CAGUIOA
 Assistant Secretary for Finance, Information Systems and Mining Concerns

QUARTERLY REPORT OF REVENUE AND OTHER RECEIPTS
As of the Quarter Ending June 30, 2022

Department : DEPARTMENT OF ENVIRONMENT AND NATURAL RESOURCES
 Agency : Office of the Secretary
 Operating Unit : ALL
 Organization Code : 10 001 01 00000
 Fund Cluster : 02 - Foreign Assisted Projects Fund

CLASSIFICATION/SOURCES OF REVENUE AND OTHER RECEIPTS	REVENUE TARGET (Annual per BESF)	ACTUAL REVENUE AND OTHER RECEIPTS COLLECTIONS					Cumulative Remittance/ Deposits to Date			VARIANCE		REMARKS
		1st Quarter	2nd Quarter	3rd Quarter	4th Quarter	TOTAL	Remittance to BTR	Deposited with AGDB	TOTAL	Amount	%	
1	3	4	5	6	7	8=(4+5+6+7)	9	10	11=(9+10)	12=(8-3)	13=(12/3)	14
B. Foreign Assisted Projects Fund (Fund Cluster 02)												
B.1 Revenue Collections	-	-	16.54	-	-	16.54	-	16.54	16.54	16.54		
B.1.2 Non-Cash Revenue	-	-	16.54	-	-	16.54	-	16.54	16.54	16.54		
Non-Tax												
Business Income	-	-	16.54	-	-	16.54	-	16.54	16.54	16.54		
Interest Income	-	-	16.54	-	-	16.54	-	16.54	16.54	16.54		
B.2 Non-Revenue Collections/Other Receipts	-	134,596.51	2,055,607.29	-	-	2,190,203.80	2,053,104.52	-	2,053,104.52	2,190,203.80		
B.2.1 Cash Receipts	-	114,532.51	1,938,572.01	-	-	2,053,104.52	2,053,104.52	-	2,053,104.52	2,053,104.52		
Others												
Refund of cash advances	-	74,415.95	1,464.00	-	-	75,879.95	75,879.95	-	75,879.95	75,879.95		
Disallowances	-	15,750.00	90,100.00	-	-	105,850.00	105,850.00	-	105,850.00	105,850.00		
Others	-	24,366.56	1,847,008.01	-	-	1,871,374.57	1,871,374.57	-	1,871,374.57	1,871,374.57		
B.2.2 Non-Cash Receipts	-	20,064.00	117,035.28	-	-	137,099.28	-	-	-	137,099.28		
Collections effected through outright deductions from	-	20,064.00	117,035.28	-	-	137,099.28	-	-	-	137,099.28		
Others	-	20,064.00	117,035.28	-	-	137,099.28	-	-	-	137,099.28		Includes Liquidated Damages of CAR
TOTAL	-	134,596.51	2,055,623.83	-	-	2,190,220.34	2,053,104.52	16.54	2,053,121.06	2,190,220.34		

Certified Correct:

Recommending Approval:

Approved by:


DINA M. NILLOSAN
 Department Chief Accountant


ANGELITO V. FONTANILLA
 Director, Financial Management Service


ENGR. NONITA S. CAGUIOA
 Assistant Secretary for Finance, Information Systems and Mining Concerns

QUARTERLY REPORT OF REVENUE AND OTHER RECEIPTS

FAR No. 5

As of the Quarter Ending June 30, 2022

Department : DEPARTMENT OF ENVIRONMENT AND NATURAL RESOURCES
 Agency : Office of the Secretary
 Operating Unit : ALL
 Organization Code : 10 001 01 00000
 Fund Cluster: 03 - SPECIAL ACCOUNTS - LOCALLY FUNDED / DOMESTIC GRANTS FUND


CLASSIFICATION/SOURCES OF REVENUE AND OTHER RECEIPTS	UACS Code	REVENUE TARGET Annual (as per BESF)	ACTUAL REVENUE AND OTHER RECEIPTS COLLECTIONS					Cumulative Remittance/ Deposits to Date			VARIANCE		REMARKS	
			1st Quarter	2nd Quarter	3rd Quarter	4th Quarter	TOTAL	Remittance to BTR	Deposited to AGDB	TOTAL	Amount	%		
			4	5	6	7	8=(4+5+6+7)	9	10	11=(9+10)	12=(8-3)	13=(12/3)		
C. Special Account - (Cluster 03)														
Fund 151														
A.1 Revenue Collections		5,585,000.00	1,198,831.09	1,137,135.48	-	-	2,335,966.57	2,360,316.57	-	2,360,316.57	(3,249,033.43)	-58.17%		
A.1.1 Cash Revenue														
- Non-Tax														
Service Income		5,580,000.00	1,198,431.09	910,635.48	-	-	2,109,066.57	2,110,316.57	-	2,110,316.57	(3,470,933.43)	-62.20%		
Permit Fees	40201010	3,778,000.00	761,804.02	413,739.77	-	-	1,175,543.79	1,175,543.79	-	1,175,543.79	(2,602,456.21)	-68.88%		
Registration Fees	40201020	36,000.00	7,250.00	28,550.00	-	-	35,800.00	35,750.00	-	35,750.00	(200.00)	-0.56%		
Certification Fees	40201040	1,182,000.00	273,657.07	282,594.71	-	-	556,251.78	556,251.78	-	556,251.78	(625,748.22)	-52.94%		
Processing Fees	40201130	42,000.00	30,120.00	32,250.00	-	-	62,370.00	62,370.00	-	62,370.00	20,370.00	48.50%		
Supervision & Reg. Enfor. Fees	40201070	70,000.00	22,500.00	26,300.00	-	-	48,800.00	47,700.00	-	47,700.00	(21,200.00)	-30.29%		
Inspection Fees	40201100	453,000.00	98,300.00	122,101.00	-	-	220,401.00	222,801.00	-	222,801.00	(232,599.00)	-51.35%		
Verification & Authentication Fees	40201110	9,000.00	-	-	-	-	-	-	-	-	(9,000.00)	-100.00%		
Fines and Penalties-Service Income	40201140	-	-	-	-	-	-	-	-	-	-	-		
Other Service Income	40201990	10,000.00	4,800.00	5,100.00	-	-	9,900.00	9,900.00	-	9,900.00	(100.00)	-1.00%		
Gains		-	-	226,500.00	-	-	226,500.00	250,000.00	-	250,000.00	226,500.00	100.00%		
Gain on Sale of Property, Plant and Equipment	40501040	-	-	226,500.00	-	-	226,500.00	250,000.00	-	250,000.00	226,500.00	100.00%		
Other Non Operating Income		5,000.00	400.00	-	-	-	400.00	-	-	-	(4,600.00)	-92.00%		
Miscellaneous Income	40609990	5,000.00	400.00	-	-	-	400.00	-	-	-	(4,600.00)	-92.00%		
TOTAL		5,585,000.00	1,198,831.09	1,137,135.48	-	-	2,335,966.57	2,360,316.57	-	2,360,316.57	(3,249,033.43)	-58.17%		
C. Special Account - (Cluster 03)														
Fund 401-25%														
A.1 Revenue Collections		64,295,000.00	13,041,843.96	47,656,308.94	-	-	60,698,152.90	60,317,264.65	4,774.50	60,322,039.15	(3,596,847.10)	-5.59%		
A.1.1 Cash Revenue														
- Non-Tax														
Service Income		52,995,000.00	11,193,501.96	42,450,339.92	-	-	53,643,841.88	53,263,737.38	4,774.50	53,268,511.88	648,841.88	1.22%		
Permit Fees	40201010	4,417,000.00	118,003.75	876,697.12	-	-	994,700.87	973,097.12	-	973,097.12	(3,422,299.13)	-77.48%		
Registration Fees	40201020	8,000.00	1,250.00	287.50	-	-	1,537.50	1,537.50	-	1,537.50	(6,462.50)	-80.78%		
Certification Fees	40201040	136,000.00	3,482.50	9,912.00	-	-	13,394.50	14,544.50	-	14,544.50	(122,605.50)	-90.15%	Includes prior year undeposited collection amounting to P1,025 from Region 2 and P125 from Region 13.	
Processing Fees	40201130	86,000.00	13,250.00	10,037.50	-	-	23,287.50	23,287.50	-	23,287.50	(62,712.50)	-72.92%		
Fines and Penalties-Service Income	40201140	-	150.00	-	-	-	150.00	150.00	-	150.00	150.00	100.00%		
Other Service Income	40201990	48,348,000.00	11,057,365.71	41,553,393.30	-	-	52,610,759.01	52,251,108.26	4,774.50	52,255,882.76	4,262,759.01	8.82%	The collection from Region 5 amounting to P4,774.50 deposited to AGDB will be subsequently deposited to BTR. Includes prior year undeposited collection amounting to P1,172 from Region 6 and P2,892.50 from Region 7.	
Business Income		11,287,000.00	1,848,342.00	5,204,381.38	-	-	7,052,723.38	7,051,939.63	-	7,051,939.63	(4,234,276.62)	-37.51%		
Rent/Lease Income	40202050	9,002,000.00	1,208,519.61	2,454,627.08	-	-	3,663,146.69	3,663,146.69	-	3,663,146.69	(5,338,853.31)	-59.31%		
Sales Revenue	40202160	1,506,000.00	489,698.76	778,339.99	-	-	1,268,038.75	1,267,255.00	-	1,267,255.00	(237,961.25)	-15.80%		
Other Business Income	40202990	779,000.00	150,123.63	1,971,414.31	-	-	2,121,537.94	2,121,537.94	-	2,121,537.94	1,342,537.94	172.34%		
Other Non Operating Income		13,000.00	-	1,587.64	-	-	1,587.64	1,587.64	-	1,587.64	(11,412.36)	-87.79%		
Miscellaneous Income	40609990	13,000.00	-	1,587.64	-	-	1,587.64	1,587.64	-	1,587.64	(11,412.36)	-87.79%		
Sub-Total		64,295,000.00	13,041,843.96	47,656,308.94	-	-	60,698,152.90	60,317,264.65	4,774.50	60,322,039.15	(3,596,847.10)	-5.59%		
C. Special Account - (Cluster 03)														
Fund 158														
A.2 Non-Revenue Collections/Other Receipts														
A.2.1 Cash Receipts														
Others														
Due from Officers and Employees	10305990	-	-	3,922.12	-	-	3,922.12	3,922.12	-	3,922.12	3,922.12	100.00%		
Trust	-	-	-	964.00	-	-	964.00	964.00	-	964.00	964.00	100.00%		
Liabilities/Disallowances/Charges	20401080	-	-	2,958.12	-	-	2,958.12	2,958.12	-	2,958.12	2,958.12	100.00%		
Sub-Total		-	-	3,922.12	-	-	3,922.12	3,922.12	-	3,922.12	3,922.12	100.00%		
GRAND TOTAL		69,880,000.00	14,240,675.05	48,797,366.54	-	-	63,038,041.59	62,681,503.34	4,774.50	62,686,277.84	(6,841,958.41)	-9.79%		

Certified Correct:

Recommending Approval:

Approved by:


DIÑA M. NILLOSAN
 Department Chief Accountant


ANGELITO V. FONTANILLA
 Director, Financial and Management Service


ENGR. NONITA S. CAGUIOA
 Assistant Secretary for Finance, Information Systems and Mining Concerns

QUARTERLY REPORT OF REVENUE AND OTHER RECEIPTS

As of the Quarter Ending June 30, 2022

Department : DEPARTMENT OF ENVIRONMENT AND NATURAL RESOURCES
 Agency : Office of the Secretary
 Operating Unit : ALL
 Organization Code : 10 001 01 00000
 Fund Cluster : 04 - Special Accounts Foreign Assisted/ Foreign Grants Fund

CLASSIFICATION/SOURCES OF REVENUE AND OTHER RECEIPTS	UACS Code	REVENUE TARGET (Annual per BSEF)	ACTUAL REVENUE AND OTHER RECEIPTS COLLECTIONS					Cumulative Remittance/ Deposits to Date			VARIANCE		REMARKS
			1st Quarter	2nd Quarter	3rd Quarter	4th Quarter	TOTAL	Remittance to BTR	Deposited with AGDB	TOTAL	Amount	%	
1	2	3	4	5	6	7	8=(4+5+6+7)	9	10	11=(9+10)	12=(8-3)	13=(12/3)	14
D. Special Accounts Foreign Assisted/ Foreign Grants Fund (Fund Cluster 04)													
D.1 Revenue Collections		-	56.12	60.53	-	-	116.65	116.65	-	116.65	116.65		
D.1.1 Cash Revenue		-	56.12	60.53	-	-	116.65	116.65	-	116.65	116.65		
Non-Tax													
Business Income		-	56.12	60.53	-	-	116.65	116.65	-	116.65	116.65		
Interest Income	40202210	-	56.12	60.53	-	-	116.65	116.65	-	116.65	116.65		
TOTAL		-	56.12	60.53	-	-	116.65	116.65	-	116.65	116.65		

Certified Correct:


DIÑA M. NILLOSAN
 Department Chief Accountant

Recommending Approval:


ANGELITO V. FONTANILLA
 Director, Financial Management Service

Approved by:


ENGR. NONITA S. CAGUIOA
 Assistant Secretary for Finance, Information Systems and Mining Concerns

QUARTERLY REPORT OF REVENUE AND OTHER RECEIPTS
As of the Quarter Ending June 30, 2022

FAR No. 5


Department : DEPARTMENT OF ENVIRONMENT AND NATURAL RESOURCES
Agency : Office of the Secretary
Operating Unit : ALL
Organization Code : 10 001 01 00000
Fund Cluster: 05 - INTERNALLY GENERATED FUNDS

CLASSIFICATION/SOURCES OF REVENUE AND OTHER RECEIPTS	UACS Code	REVENUE TARGET Annual (as per BESF)	ACTUAL REVENUE AND OTHER RECEIPTS COLLECTIONS					Cumulative Remittance/ Deposits to Date			VARIANCE		REMARKS
			1st Quarter	2nd Quarter	3rd Quarter	4th Quarter	TOTAL 8=(4+5+6+7)	Remittance to BTR	Deposited to AGDB	TOTAL 11=(9+10)	Amount 12=(8-3)	% 13=(12/3)	
1	2	3	4	5	6	7	8	9	10	11	12	13	
E. Internally Generated Fund (Cluster 05)													
A.1 Revenue Collections		216,858,000.00	38,949,700.77	143,498,858.31	-	-	182,448,559.08	1,657.50	181,396,140.88	181,397,798.38	(34,409,440.92)	-15.87%	
A.1.1 Cash Revenue													
- Non-Tax													
Service Income		180,834,000.00	32,631,931.06	131,097,878.46	-	-	163,729,809.52	1,657.50	162,679,742.57	162,681,400.07	(17,104,190.48)	-9.46%	
Permit Fees	40201010	7,240,000.00	395,308.75	2,578,168.81	-	-	2,973,477.56	-	2,972,116.31	2,972,116.31	(4,266,522.44)	-58.93%	Includes undeposited prior year collection amounting to P3,075 from Region 2.
Registration Fees	40201020	23,000.00	3,750.00	862.50	-	-	4,612.50	-	4,612.50	4,612.50	(18,387.50)	-79.95%	
Certification Fees	40201040	460,000.00	10,447.50	30,036.00	-	-	40,483.50	-	40,858.50	40,858.50	(419,516.50)	-91.20%	
Processing Fees	40201130	271,000.00	44,750.00	20,112.50	-	-	64,862.50	-	64,862.50	64,862.50	(206,137.50)	-76.07%	
Supervision & Reg. Enfor. Fees	40201070	5,466,000.00	-	3,326,452.50	-	-	3,326,452.50	-	3,320,730.01	3,320,730.01	(2,139,547.50)	-39.14%	
Inspection Fees	40201100	3,000.00	-	37.50	-	-	37.50	-	37.50	37.50	(2,962.50)		
Fines and Penalties-Service Income	40201140	274,000.00	450.00	-	-	-	450.00	-	450.00	450.00	(273,550.00)		
Other Service Income	40201990	167,097,000.00	32,177,224.81	125,142,208.65	-	-	157,319,433.46	1,657.50	156,276,075.25	156,277,732.75	(9,777,566.54)	-5.85%	The collection from Region 5 amounting to Php 1,657.50 deposited to BTR will be subsequently deposited to AGDB; Includes undeposited prior year collection amounting to P3,525 from Region 6, P25,883.05 from Region 7 and P375 from Region 13.
Business Income		35,985,000.00	6,317,709.71	12,400,979.85	-	-	18,718,689.56	-	18,716,338.31	18,716,338.31	(17,266,310.44)	-47.98%	
Rent/Lease Income	40202050	29,131,000.00	3,673,558.84	4,741,080.24	-	-	8,414,639.08	-	8,414,639.08	8,414,639.08	(20,716,360.92)	-71.11%	
Sales Revenue	40202160	4,517,000.00	2,193,780.00	1,610,336.25	-	-	3,804,116.25	-	3,801,765.00	3,801,765.00	(712,883.75)	-15.78%	
Other Business Income	40202990	2,337,000.00	450,370.87	6,049,445.29	-	-	6,499,816.16	-	6,499,816.16	6,499,816.16	4,162,816.16	178.13%	
Other Non Operating Income		39,000.00	60.00	-	-	-	60.00	-	60.00	60.00	(38,940.00)	-99.85%	
Miscellaneous Income	40609990	39,000.00	60.00	-	-	-	60.00	-	60.00	60.00	(38,940.00)	-99.85%	
A.2 Non-Revenue Collections/Other Receipts			17,100.00	24,000.00	-	-	41,100.00	-	41,100.00	41,100.00	41,100.00		
A.2.1 Cash Receipts			17,100.00	24,000.00	-	-	41,100.00	-	41,100.00	41,100.00	41,100.00		
Others													
Refund of cash advances			-	24,000.00	-	-	24,000.00	-	24,000.00	24,000.00	24,000.00		
Other Receivables	10305990		-	-	-	-	-	-	-	-	-		
Government Equity	30101010		17,100.00	-	-	-	17,100.00		17,100.00	17,100.00	17,100.00		Unrecorded Prior year income of Other Service Income account from Region 3, collected and remitted CY 2022
TOTAL		216,858,000.00	38,966,800.77	143,522,858.31	-	-	182,489,659.08	1,657.50	181,437,240.88	181,438,898.38	(34,368,340.92)	-15.85%	

Certified Correct:


DIÑA M. NILLOSAN
Department Chief Accountant

Recommending Approval:


ANGELITO V. FONTANILLA
Director, Financial and Management Service

Approved by:


ENGR. NONITA S. CAGUIOA
Assistant Secretary for Finance, Information Systems and Mining Concerns

QUARTERLY REPORT OF REVENUE AND OTHER RECEIPTS
As of the Quarter Ending June 30, 2022

Department : DEPARTMENT OF ENVIRONMENT AND NATURAL RESOURCES
 Agency : Office of the Secretary
 Operating Unit : ALL
 Organization Code : 10 001 01 00000
 Fund Cluster : 06 - Business Related Funds

CLASSIFICATION/SOURCES OF REVENUE AND OTHER RECEIPTS	UACS Code	REVENUE TARGET (Annual per BESF)	ACTUAL REVENUE AND OTHER RECEIPTS COLLECTIONS					Cumulative Remittance/ Deposits to Date			VARIANCE		REMARKS
			1st Quarter	2nd Quarter	3rd Quarter	4th Quarter	TOTAL	Remittance to BTR	Deposited with AGDB	TOTAL	Amount	%	
1	2	3	4	5	6	7	8=(4+5+6+7)	9	10	11=(9+10)	12=(8-3)	13=(12/3)	14
F. Business Related Funds (Fund Cluster 06)													
F.1 Revenue Collections		1,514,000.00	247,157.51	476,242.49	-	-	723,400.00	-	709,000.00	709,000.00	(790,600.00)	-52%	
F.1.1 Cash Revenue		1,514,000.00	247,157.51	476,242.49	-	-	723,400.00	-	709,000.00	709,000.00	(790,600.00)	-52%	
Non-Tax													
Business Income		1,514,000.00	247,157.51	476,242.49	-	-	723,400.00	-	709,000.00	709,000.00	(790,600.00)	-52%	
Income from Hostels/Dormitories and Other like Facilities	40202130	1,514,000.00	247,157.51	476,242.49	-	-	723,400.00	-	709,000.00	709,000.00	(790,600.00)	-52%	
TOTAL		1,514,000.00	247,157.51	476,242.49	-	-	723,400.00	-	709,000.00	709,000.00	(790,600.00)	-52%	


Certified Correct:


DIÑA M. NILLOSAN
 Department Chief Accountant

Recommending Approval:


ANGELITO V. FONTANILLA
 Director, Financial Management Service

Approved by:


ENGR. NONITA S. CAGUIOA
 Assistant Secretary for Finance, Information Systems and Mining Concerns

QUARTERLY REPORT OF REVENUE AND OTHER RECEIPTS

As of the Quarter Ending June 30, 2022

Department : DEPARTMENT OF ENVIRONMENT AND NATURAL RESOURCES
 Agency : Office of the Secretary
 Operating Unit : ALL
 Organization Code : 10 001 01 00000
 Fund Cluster : 07 - Trust Receipts

CLASSIFICATION/SOURCES OF REVENUE AND OTHER RECEIPTS	UACS Code	REVENUE TARGET (Annual per BESF)	ACTUAL REVENUE AND OTHER RECEIPTS COLLECTIONS					Cumulative Remittance/ Deposits to Date			VARIANCE		REMARKS
			1st Quarter	2nd Quarter	3rd Quarter	4th Quarter	TOTAL	Remittance to BTR	Deposited with AGDB	TOTAL	Amount	%	
1	2	3	4	5	6	7	8=(4+5+6+7)	9	10	11=(9+10)	12=(8-3)	13=(12/3)	14
Trust Receipts (Fund Cluster 07)													
G.1 Revenue Collections		-	76,409.60	48,376.63	-	-	124,786.23	121,279.94	-	121,279.94	124,786.23		
G.1.1 Cash Revenue		-	75,279.94	48,376.63	-	-	123,656.57	121,279.94	-	121,279.94	123,656.57		
Non-Tax													
Service Income		-	73,536.00	46,000.00	-	-	119,536.00	119,536.00	-	119,536.00	119,536.00		
Other Service Income	40201990	-	73,536.00	46,000.00	-	-	119,536.00	119,536.00	-	119,536.00	119,536.00		
Business Income		-	1,743.94	2,376.63	-	-	4,120.57	1,743.94	-	1,743.94	4,120.57		
Interest Income	40202210	-	1,743.94	2,376.63	-	-	4,120.57	1,743.94	-	1,743.94	4,120.57		
G.1.2 Non-Cash Revenue		-	1,129.66	-	-	-	1,129.66	-	-	-	1,129.66		
Non-Tax													
Other Non Operating Income		-	1,129.66	-	-	-	1,129.66	-	-	-	1,129.66		
Miscellaneous Income	40699990	-	1,129.66	-	-	-	1,129.66	-	-	-	1,129.66		
G.2 Non-Revenue Collections/Other Receipts		-	972,328.80	6,466,674.36	-	-	7,439,003.16	292,868.57	2,516,470.67	2,809,339.24	7,439,003.16		
G.2.1 Cash Receipts		-	972,328.80	6,466,674.36	-	-	7,439,003.16	292,868.57	2,516,470.67	2,809,339.24	7,439,003.16		
Others													
Refund of cash advances		-	8,643.00	72,367.77	-	-	81,010.77	81,010.77	-	81,010.77	81,010.77		
Disallowances		-	3,850.00	25,033.00	-	-	28,883.00	27,595.00	1,288.00	28,883.00	28,883.00		
Others		-	959,835.80	6,369,273.59	-	-	7,329,109.39	184,262.80	2,515,182.67	2,699,445.47	7,329,109.39		
G.3 Trust Receipts		-	54,047,456.62	9,470,731.70	-	-	63,518,188.32	15,623,465.06	47,900,837.75	63,524,302.81	63,518,188.32		
G.3.1 Inter-Agency Transferred Funds (IATF) Deposited with the National Treasury		-	6,778,358.12	3,924,112.87	-	-	10,702,470.99	10,702,470.99	-	10,702,470.99	10,702,470.99		
Due to NGAs		-	5,278,358.12	3,924,112.87	-	-	9,202,470.99	9,202,470.99	-	9,202,470.99	9,202,470.99		
Due to GOCCs		-	1,500,000.00	-	-	-	1,500,000.00	1,500,000.00	-	1,500,000.00	1,500,000.00		
G.3.2 Other Trust Receipts Deposited with the National Treasury		-	1,990,912.14	2,945,344.44	-	-	4,936,256.58	4,920,994.07	-	4,920,994.07	4,936,256.58		
Performance Bond		-	272,299.40	601,550.97	-	-	873,850.37	873,850.37	-	873,850.37	873,850.37		
Guaranty/Security Deposits Payable		-	116,321.50	-	-	-	116,321.50	116,321.50	-	116,321.50	116,321.50		
Due from Officers and Employees		-	29.23	-	-	-	29.23	29.23	-	29.23	29.23		
Government Equity		-	2,420.00	-	-	-	2,420.00	2,420.00	-	2,420.00	2,420.00		
Cash Bond		-	311,372.83	911,000.00	-	-	1,222,372.83	1,222,372.83	-	1,222,372.83	1,222,372.83		
BID Documents		-	229,160.00	208,460.00	-	-	437,620.00	437,620.00	-	437,620.00	437,620.00		
Other Payables(Project HOPE)		-	1,059,309.18	1,172,133.47	-	-	2,231,442.65	2,216,180.14	-	2,216,180.14	2,231,442.65		
Advances to Officers and Employees		-	-	2,200.00	-	-	2,200.00	2,200.00	-	2,200.00	2,200.00		
Training Expenses		-	-	50,000.00	-	-	50,000.00	50,000.00	-	50,000.00	50,000.00		
G.3.3 Trust Receipts Deposited with Authorized Government Depository Banks (AGDB)		-	45,278,186.36	2,601,274.39	-	-	47,879,460.75	-	47,900,837.75	47,900,837.75	47,879,460.75		
Proceeds from sale of bid documents		-	305,000.00	50,000.00	-	-	355,000.00	-	374,920.00	374,920.00	355,000.00		
Registration Fees		-	418,500.00	247,799.20	-	-	666,299.20	-	666,299.20	666,299.20	666,299.20		
Inspection/Inventory Fees		-	6,920.00	43,750.00	-	-	50,670.00	-	50,670.00	50,670.00	50,670.00		
Reproduction Survey Plan Trust/LCCA		-	153,389.00	219,033.00	-	-	372,422.00	-	372,422.00	372,422.00	372,422.00		
Cash Bond		-	262,000.00	375,000.00	-	-	637,000.00	-	637,000.00	637,000.00	637,000.00		
Due to NGAs/Housing & Urban Dent. Coord. Council		-	1,516,000.00	-	-	-	1,516,000.00	-	1,516,000.00	1,516,000.00	1,516,000.00		
Other Payables		-	269,077.36	1,165,352.52	-	-	1,434,429.88	-	1,435,886.88	1,435,886.88	1,434,429.88		Other payables includes P 1,457 prior collections of Region 6 which was remitted this year and Project HOPE collections of Central Office amounting to P596,646.34 which will be subsequently remitted to the Bureau of Treasury.
Proceeds from Insurance/Indemnities		-	-	500,339.67	-	-	500,339.67	-	500,339.67	500,339.67	500,339.67		
Performance Bond		-	135,300.00	-	-	-	135,300.00	-	135,300.00	135,300.00	135,300.00		
Trust Liabilities (Financial Assistance)		-	42,212,000.00	-	-	-	42,212,000.00	-	42,212,000.00	42,212,000.00	42,212,000.00		
TOTAL		-	55,096,195.02	15,985,782.69	-	-	71,081,977.71	16,037,613.57	50,417,308.42	66,454,921.99	71,081,977.71		

QUARTERLY REPORT OF REVENUE AND OTHER RECEIPTS

As of the Quarter Ending June 30, 2022

Department : DEPARTMENT OF ENVIRONMENT AND NATURAL RESOURCES
Agency : Office of the Secretary
Operating Unit : ALL
Organization Code : 10 001 01 00000
Fund Cluster : 07 - Trust Receipts

Certified Correct:


Recommending Approval:

Approved by:


DIÑA M. NILLOSAN
Department Chief Accountant

A M


ANGELITO V. FONTANILLA
Director, Financial Management Service


ENGR. NONITA S. CAGUIOA
Assistant Secretary for Finance, Information Systems and Mining Concerns