

MONTHLY REPORT OF DISBURSEMENTS  
For the month of September 2021

Department: Department of Environment and Natural Resources (DENR)  
Agency: Office of the Secretary  
Operating Unit: ALL  
Organization Code: 10 001 010000  
Fund Cluster: 01 - Regular Agency Fund

Particulars	Current Year Budget					Prior Year's Budget											SUB-TOTAL	Trust Liabilities				Grand Total					Remarks	
	PS	MOOE	FinEx	CO	TOTAL	Prior Year's Accounts Payable					Current Year's Accounts Payable					TOTAL		PS	MOOE	CO	TOTAL	PS	MOOE	FinEx	CO	TOTAL		
						PS	MOOE	FinEx	CO	Sub-Total	PS	MOOE	FinEx	CO	Sub-Total													PS
1	2	3	4	5	6=(2+3+4+5)	7	8	9	10	11=(7+8+9+10)	12	13	14	15	16=(12+13+14+15)	17=(11+16)	18=(6+17)	19	20	21	22=(19+20+21)	23	24	25	26	27=(23+24+25+26)	28	
CASH DISBURSEMENTS	662,811,662.61	623,261,029.34	-	498,186,030.35	1,784,260,722.30	245,886.81	33,499,003.92	-	59,319,026.74	93,063,919.27	-	4,703,353.93	-	3,941,460.15	8,644,814.08	101,708,733.35	1,885,969,455.65	-	-	-	-	663,057,549.22	661,463,387.19	-	561,448,519.24	1,885,969,455.65		
Notice of Cash Allocation (NCA)	647,815,428.14	591,765,363.24	-	483,111,459.27	1,722,692,280.65	245,886.81	33,210,913.39	-	58,940,678.24	92,397,476.24	-	4,625,988.94	-	1,075,896.25	5,701,885.19	98,099,361.43	1,820,791,642.08	-	-	-	-	648,061,314.75	629,602,295.57	-	543,128,031.78	1,820,791,642.08		
MDS Checks Issued	201,556,351.87	143,950,447.52	-	120,197,826.73	465,704,626.12	118,285.70	10,269,173.90	-	5,948,623.25	16,332,082.85	-	805,549.18	-	-	805,549.16	17,137,632.01	482,842,258.13	-	-	-	-	201,672,637.67	155,025,170.58	-	126,144,449.98	482,942,258.13		
Advice to Debit Account	446,259,078.27	447,814,945.72	-	382,913,632.54	1,256,887,654.53	129,600.91	22,941,739.49	-	52,994,052.99	76,065,393.39	-	3,820,439.78	-	1,075,896.25	4,896,338.03	80,961,720.42	1,337,949,383.95	-	-	-	-	446,368,877.18	474,677,124.99	-	418,893,581.78	1,337,949,383.95		
Notice of Transfer Allocations (NTA)	14,996,234.47	31,495,636.10	-	15,078,571.08	61,568,441.65	-	288,090.53	-	378,352.50	666,443.03	-	77,364.99	-	2,865,563.90	2,942,928.89	3,609,371.92	65,177,813.57	-	-	-	-	14,996,234.47	31,861,091.62	-	18,320,487.48	65,177,813.57		
MDS Checks Issued	7,409,592.63	6,716,821.21	-	570,330.00	14,696,743.84	-	223,803.79	-	378,352.50	601,956.29	-	7,808.04	-	2,244,943.90	2,252,751.94	2,854,708.23	17,551,452.07	-	-	-	-	7,409,592.63	6,948,233.04	-	3,193,626.40	17,551,452.07		
Advice to Debit Account	7,586,641.84	24,778,814.99	-	14,506,241.08	46,871,697.81	-	64,486.74	-	-	64,486.74	-	89,556.95	-	820,020.00	890,176.95	754,663.69	47,626,361.50	-	-	-	-	7,586,641.84	24,912,858.58	-	15,126,861.08	47,626,361.50		
Working Fund for FAPs	-	-	-	-	-	-	-	-	-	-	-	-	-	-	-	-	-	-	-	-	-	-	-	-	-	-	-	
Cash Disbursement Ceiling (CDC)	-	-	-	-	-	-	-	-	-	-	-	-	-	-	-	-	-	-	-	-	-	-	-	-	-	-	-	
<b>TOTAL CASH DISBURSEMENTS</b>	<b>662,811,662.61</b>	<b>623,261,029.34</b>	<b>-</b>	<b>498,186,030.35</b>	<b>1,784,260,722.30</b>	<b>245,886.81</b>	<b>33,499,003.92</b>	<b>-</b>	<b>59,319,026.74</b>	<b>93,063,919.27</b>	<b>-</b>	<b>4,703,353.93</b>	<b>-</b>	<b>3,941,460.15</b>	<b>8,644,814.08</b>	<b>101,708,733.35</b>	<b>1,885,969,455.65</b>	<b>-</b>	<b>-</b>	<b>-</b>	<b>-</b>	<b>663,057,549.22</b>	<b>661,463,387.19</b>	<b>-</b>	<b>561,448,519.24</b>	<b>1,885,969,455.65</b>		
NON-CASH DISBURSEMENTS	28,944,456.60	10,216,396.02	-	9,257,936.22	48,418,788.84	-	3,762,667.38	-	210,828.61	3,973,495.99	13,057.21	261,898.37	-	461,082.55	736,038.13	4,709,634.12	53,128,322.98	-	-	-	-	28,957,513.81	14,240,961.77	-	9,929,847.38	53,128,322.98		
Tax Remittance Advices Issued (TRA)	28,931,256.60	10,215,564.36	-	9,257,936.22	48,404,757.18	-	3,762,667.38	-	210,828.61	3,973,495.99	13,057.21	261,898.37	-	461,082.55	736,038.13	4,709,634.12	53,114,291.30	-	-	-	-	28,944,313.81	14,240,130.11	-	9,929,847.38	53,114,291.30		
Non-Cash Availment Authority (NCAA)	-	-	-	-	-	-	-	-	-	-	-	-	-	-	-	-	-	-	-	-	-	-	-	-	-	-	-	
Disbursements effected through outright deductions from claims (please specify...)	13,200.00	831.66	-	-	14,031.66	-	-	-	-	-	-	-	-	-	-	-	14,031.66	-	-	-	-	13,200.00	831.66	-	-	14,031.66		
Overpayment of expenses (e.g. personnel benefits)	13,200.00	50.00	-	-	13,250.00	-	-	-	-	-	-	-	-	-	-	-	13,250.00	-	-	-	-	13,200.00	50.00	-	-	13,250.00		
Restitution for loss of government property	-	-	-	-	-	-	-	-	-	-	-	-	-	-	-	-	-	-	-	-	-	-	-	-	-	-	-	
Liquidated damages and similar claims	-	781.66	-	-	781.66	-	-	-	-	-	-	-	-	-	-	-	781.66	-	-	-	-	781.66	-	-	-	781.66		
Others (TEF BTr-Documentary Stamp Tax etc.)	-	-	-	-	-	-	-	-	-	-	-	-	-	-	-	-	-	-	-	-	-	-	-	-	-	-	-	
<b>TOTAL NON-CASH DISBURSEMENTS</b>	<b>28,944,456.60</b>	<b>10,216,396.02</b>	<b>-</b>	<b>9,257,936.22</b>	<b>48,418,788.84</b>	<b>-</b>	<b>3,762,667.38</b>	<b>-</b>	<b>210,828.61</b>	<b>3,973,495.99</b>	<b>13,057.21</b>	<b>261,898.37</b>	<b>-</b>	<b>461,082.55</b>	<b>736,038.13</b>	<b>4,709,634.12</b>	<b>53,128,322.98</b>	<b>-</b>	<b>-</b>	<b>-</b>	<b>-</b>	<b>28,957,513.81</b>	<b>14,240,961.77</b>	<b>-</b>	<b>9,929,847.38</b>	<b>53,128,322.98</b>		
<b>GRAND TOTAL</b>	<b>691,756,119.21</b>	<b>633,477,425.36</b>	<b>-</b>	<b>507,443,966.57</b>	<b>1,832,679,511.14</b>	<b>245,886.81</b>	<b>37,261,671.30</b>	<b>-</b>	<b>59,529,855.35</b>	<b>97,037,415.26</b>	<b>13,057.21</b>	<b>4,965,252.30</b>	<b>-</b>	<b>4,402,542.70</b>	<b>9,380,852.21</b>	<b>106,418,267.47</b>	<b>1,939,097,778.61</b>	<b>-</b>	<b>-</b>	<b>-</b>	<b>-</b>	<b>692,015,063.03</b>	<b>675,704,348.96</b>	<b>-</b>	<b>571,378,366.62</b>	<b>1,939,097,778.61</b>		

Particulars	Previous Report	This Month	As at Date
(1)	(2)	(3)	(4)
Total Disbursement Authorities Received	12,437,628,322.04	1,656,774,829.18	14,094,403,151.22
NCA	11,066,349,038.43	1,342,010,785.49	12,398,359,823.92
NTA	1,039,541,774.34	263,649,752.38	1,302,191,526.72
Working Fund	-	-	-
TRA	342,737,509.27	53,114,291.31	395,851,800.58
CDC	-	-	-
NCAA	-	-	-
Less: Notice of Transfer of Allocations (NTA)* Issued	1,123,048,910.98	263,634,899.11	1,386,683,810.09
Total Disbursement Authorities Available	11,314,579,411.06	1,395,139,930.07	12,709,719,341.13
Less:			
Lapsed NCA	188,085,611.72	41,079,356.51	207,164,968.23
***Disbursements	10,565,272,541.85	1,939,097,778.61	12,504,370,320.26
Less: Other Non-Cash Disbursements	706.11	-	706.11
Disbursements effected through outright deductions from claims	706.11	-	706.11
Overpayment of expenses (e.g. personnel benefits)	706.11	-	706.11
Restitution for loss of government property	-	-	-
Liquidated damages and similar claims	-	-	-
Others (e.g. TEF BTr Docs Stamp etc.)	-	-	-
Add/Less: Adjustments (e.g. cancelled/staled checks)	1,583,714.84	231,526.41	1,815,241.25
Balance of Disbursement Authorities as at date	594,805,678.64	(584,805,678.64)	-
Total Disbursements Program	11,316,163,125.90	1,395,371,466.48	12,711,534,592.38
Less: **Actual Disbursements	10,565,271,835.54	1,939,097,778.61	12,504,369,614.15
(Over)/Under spending	750,891,290.36	(543,726,322.13)	207,164,968.23

Notes: \* The use of NTA is discouraged  
\*\* Amounts should tally with the grand total disbursement (column 27).

Certified Correct:  
*Dina M. Nillosan*  
DINA M. NILLOSAN  
Agency Chief Accountant  
Date: *4*

Recommending Approval:  
*Angelito V. Fontanilla*  
ANGELITO V. FONTANILLA  
Director, Financial and Management Service  
Date:

Approved by:  
*Engr. Nonita S. Daguios*  
ENGR. NONITA S. DAGUIOS  
Assistant Secretary  
Finance, Information Systems and Mining Concerns  
Date:

MONTHLY REPORT OF DISBURSEMENTS  
For the month of September 2021

Department: Department of Environment and Natural Resources (DENR)  
Agency: Office of the Secretary  
Operating Unit: ALL  
Organization Code: 10 001 0100000  
Fund Cluster: 02 - Foreign Assisted Projects Fund (GOP)

Particulars	Current Year Budget					Prior Year's Budget											SUB-TOTAL	Trust Liabilities				Grand Total					Remarks
	PS	MOOE	Fin Ex	CO	TOTAL	Prior Year's Accounts Payable					Current Year's Accounts Payable					TOTAL		PS	MOOE	CO	TOTAL	PS	MOOE	Fin Ex	CO	TOTAL	
						PS	MOOE	FinEx	CO	Sub-Total	PS	MOOE	FinEx	CO	Sub-Total												
1	2	3	4	5	6=(2+3+4+5)	7	8	9	10	11=(7+8+9+10)	12	13	14	15	16=(12+13+14+15)	17=(11+16)	18=(8+17)	19	20	21	22=(19+20+21)	23	24	25	26	27=(23+24+25+26)	28
CASH DISBURSEMENTS	-	20,000,184.82	-	81,029.64	20,081,214.46	-	1,362,728.40	-	5,333,893.90	6,696,622.30	-	994,814.12	-	260,122.32	1,254,936.44	7,951,558.74	28,032,773.20	-	-	-	-	-	22,357,727.34	-	5,675,045.86	28,032,773.20	-
Notice of Cash Allocation (NCA)	-	-	-	-	-	-	-	-	-	-	-	-	-	-	-	-	-	-	-	-	-	-	-	-	-	-	-
MDS Checks issued	-	-	-	-	-	-	-	-	-	-	-	-	-	-	-	-	-	-	-	-	-	-	-	-	-	-	-
Advice to Debit Account	-	-	-	-	-	-	-	-	-	-	-	-	-	-	-	-	-	-	-	-	-	-	-	-	-	-	-
Notice of Transfer Allocations (NTA)	-	20,000,184.82	-	81,029.64	20,081,214.46	-	1,362,728.40	-	5,333,893.90	6,696,622.30	-	994,814.12	-	260,122.32	1,254,936.44	7,951,558.74	28,032,773.20	-	-	-	-	-	22,357,727.34	-	5,675,045.86	28,032,773.20	-
MDS Checks Issued	-	3,777,477.01	-	72,602.72	3,850,079.73	-	79,817.42	-	454,339.45	534,156.87	-	102,589.21	-	237,000.00	339,589.21	873,746.08	4,723,825.81	-	-	-	-	-	3,959,883.64	-	763,942.17	4,723,825.81	-
Advice to Debit Account	-	16,222,707.81	-	8,426.92	16,231,134.73	-	1,282,910.98	-	4,879,554.45	6,162,465.43	-	892,224.91	-	23,122.32	915,347.23	7,077,812.66	23,308,947.39	-	-	-	-	-	18,387,843.70	-	4,911,103.69	23,308,947.39	-
Working Fund for FAPs	-	-	-	-	-	-	-	-	-	-	-	-	-	-	-	-	-	-	-	-	-	-	-	-	-	-	-
Cash Disbursement Ceiling (CDC)	-	-	-	-	-	-	-	-	-	-	-	-	-	-	-	-	-	-	-	-	-	-	-	-	-	-	-
<b>TOTAL CASH DISBURSEMENTS</b>	-	<b>20,000,184.82</b>	-	<b>81,029.64</b>	<b>20,081,214.46</b>	-	<b>1,362,728.40</b>	-	<b>5,333,893.90</b>	<b>6,696,622.30</b>	-	<b>994,814.12</b>	-	<b>260,122.32</b>	<b>1,254,936.44</b>	<b>7,951,558.74</b>	<b>28,032,773.20</b>	-	-	-	-	-	<b>22,357,727.34</b>	-	<b>5,675,045.86</b>	<b>28,032,773.20</b>	-
NON-CASH DISBURSEMENTS	-	866,018.85	-	1,377,387.76	2,243,406.61	-	1,522,844.32	-	1,256,576.30	2,779,420.62	-	8,749.62	-	-	8,749.62	2,788,170.24	5,031,576.85	-	-	-	-	-	2,397,612.79	-	2,633,964.06	5,031,576.85	-
Tax Remittance Advices (TRA)	-	866,018.85	-	1,377,387.76	2,243,406.61	-	1,522,844.32	-	1,256,576.30	2,779,420.62	-	8,749.62	-	-	8,749.62	2,788,170.24	5,031,576.85	-	-	-	-	-	2,397,612.79	-	2,633,964.06	5,031,576.85	-
Non-Cash Availment Authority (NCAA)	-	-	-	-	-	-	-	-	-	-	-	-	-	-	-	-	-	-	-	-	-	-	-	-	-	-	-
Disbursements effected through outright deductions from claims (please specify...)	-	-	-	-	-	-	-	-	-	-	-	-	-	-	-	-	-	-	-	-	-	-	-	-	-	-	-
Overpayment of expenses(e.g. personnel benefits)	-	-	-	-	-	-	-	-	-	-	-	-	-	-	-	-	-	-	-	-	-	-	-	-	-	-	-
Restitution for loss of government property	-	-	-	-	-	-	-	-	-	-	-	-	-	-	-	-	-	-	-	-	-	-	-	-	-	-	-
Liquidated damages and similar claims	-	-	-	-	-	-	-	-	-	-	-	-	-	-	-	-	-	-	-	-	-	-	-	-	-	-	-
Others(TEF, BTr-Documentary Stamp Tax, etc.)	-	-	-	-	-	-	-	-	-	-	-	-	-	-	-	-	-	-	-	-	-	-	-	-	-	-	-
<b>TOTAL NON-CASH DISBURSEMENTS</b>	-	<b>866,018.85</b>	-	<b>1,377,387.76</b>	<b>2,243,406.61</b>	-	<b>1,522,844.32</b>	-	<b>1,256,576.30</b>	<b>2,779,420.62</b>	-	<b>8,749.62</b>	-	<b>-</b>	<b>8,749.62</b>	<b>2,788,170.24</b>	<b>5,031,576.85</b>	-	-	-	-	-	<b>2,397,612.79</b>	-	<b>2,633,964.06</b>	<b>5,031,576.85</b>	-
<b>GRAND TOTAL</b>	-	<b>20,866,203.67</b>	-	<b>1,458,417.40</b>	<b>22,324,621.07</b>	-	<b>2,885,572.72</b>	-	<b>6,590,470.20</b>	<b>9,476,042.92</b>	-	<b>1,003,563.74</b>	-	<b>260,122.32</b>	<b>1,263,686.06</b>	<b>10,739,728.98</b>	<b>33,064,350.05</b>	-	-	-	-	-	<b>24,755,340.13</b>	-	<b>8,309,009.92</b>	<b>33,064,350.05</b>	-

SUMMARY

Particulars	Previous Report	This Month	As at Date
(1)	(2)	(3)	(4)
Total Disbursement Authorities Received	263,863,212.08	31,785,540.85	295,648,752.93
NCA	114,886,940.00	13,231,000.00	128,117,940.00
NTA	114,422,176.00	13,522,964.00	127,945,140.00
Working Fund	-	-	-
TRA	34,554,096.08	5,031,576.85	39,585,672.93
CDC	-	-	-
NCAA	-	-	-
Less: Notice of Transfer of Allocations (NTA)* issued	114,831,434.00	13,113,706.00	127,945,140.00
Total Disbursement Authorities Available	149,031,778.08	18,671,834.85	167,703,612.93
Less:			
Lapsed NCA	494,152.77	1,942,920.82	2,437,073.59
Disbursements	132,211,529.63	33,064,350.05	165,275,879.68
Less Other Non-Cash Disbursements	-	-	-
Disbursements effected through outright deductions from claims	-	-	-
Overpayment of expenses(e.g. personnel benefits)	-	-	-
Restitution for loss of government property	-	-	-
Liquidated damages and similar claims	-	-	-
Others (e.g. TEF, BTr, Docs Stamp, etc.)	-	-	-
Add/Less: Adjustments (e.g. cancelled/staled checks)	12,276.44	-	12,276.44
Balance of Disbursement Authorities as at date	16,338,372.12	(16,335,436.02)	2,936.10
Total Disbursements Program	149,044,054.52	18,671,834.85	167,715,889.37
Less: **Actual Disbursements	132,211,529.63	33,064,350.05	165,275,879.68
(Over)/Under spending	16,832,524.89	(14,392,515.20)	2,440,009.69

Notes: \* The use of NTA is discouraged  
\*\* Amounts should tally with the grand total disbursement (column 27).

Certified Correct:

*Dina M. Nillosan*  
DINA M. NILLOSAN  
Agency Chief Accountant  
Date: *pa A*

Recommending Approval:

*Angelito V. Fontanilla*  
ANGELITO V. FONTANILLA  
Director, Financial and Management Service  
Date:

Approved by:

*Engr. Nonita B. Caguioa*  
ENGR. NONITA B. CAGUIOA  
Assistant Secretary  
Finance, Information Systems and Mining Concerns  
Date:



MONTHLY REPORT OF DISBURSEMENTS  
For the month of September 2021

Department: Department of Environment and Natural Resources (DENR)  
Agency: Office of the Secretary  
Operating Unit: ALL  
Organization Code: 10 001 0100000  
Fund Cluster: 02 - Foreign Assisted Projects Fund (LP)

Particulars	Current Year Budget					Prior Year's Budget											SUB-TOTAL	Trust Liabilities				Grand Total					Remarks
	PS	MOOE	Fin Ex	CO	TOTAL	Prior Year's Accounts Payable					Current Year's Accounts Payable					TOTAL		PS	MOOE	CO	TOTAL	PS	MOOE	Fin Ex	CO	TOTAL	
						PS	MOOE	FinEx	CO	Sub-Total	PS	MOOE	FinEx	CO	Sub-Total												
1	2	3	4	5	6=(2+3+4+5)	7	8	9	10	11=(7+8+9+10)	12	13	14	15	16=(12+13+14+15)	17=(11+16)	18=(6+17)	19	20	21	22=(19+20+21)	23	24	25	26	27=(23+24+25+26)	28
CASH DISBURSEMENTS	-	24,160,573.08	-	25,056,609.50	49,217,182.58	-	4,183,613.42	-	49,320,043.98	53,503,657.40	-	1,744,564.38	-	-	1,744,564.38	55,248,221.78	104,465,404.36	-	-	-	-	-	30,088,750.88	-	74,376,653.48	104,465,404.36	
Notice of Cash Allocation (NCA)	-	-	-	-	-	-	-	-	-	-	-	-	-	-	-	-	-	-	-	-	-	-	-	-	-	-	-
MDS Checks Issued	-	-	-	-	-	-	-	-	-	-	-	-	-	-	-	-	-	-	-	-	-	-	-	-	-	-	-
Advice to Debit Account	-	-	-	-	-	-	-	-	-	-	-	-	-	-	-	-	-	-	-	-	-	-	-	-	-	-	-
Notice of Transfer Allocations (NTA)	-	-	-	-	-	-	-	-	-	-	-	-	-	-	-	-	-	-	-	-	-	-	-	-	-	-	-
MDS Checks Issued	-	-	-	-	-	-	-	-	-	-	-	-	-	-	-	-	-	-	-	-	-	-	-	-	-	-	-
Advice to Debit Account	-	-	-	-	-	-	-	-	-	-	-	-	-	-	-	-	-	-	-	-	-	-	-	-	-	-	-
Working Fund for FAPs	-	24,160,573.08	-	25,056,609.50	49,217,182.58	-	4,183,613.42	-	49,320,043.98	53,503,657.40	-	1,744,564.38	-	-	1,744,564.38	55,248,221.78	104,465,404.36	-	-	-	-	-	30,088,750.88	-	74,376,653.48	104,465,404.36	
Cash Disbursement Ceiling (CDC)	-	-	-	-	-	-	-	-	-	-	-	-	-	-	-	-	-	-	-	-	-	-	-	-	-	-	-
<b>TOTAL CASH DISBURSEMENTS</b>	-	<b>24,160,573.08</b>	-	<b>25,056,609.50</b>	<b>49,217,182.58</b>	-	<b>4,183,613.42</b>	-	<b>49,320,043.98</b>	<b>53,503,657.40</b>	-	<b>1,744,564.38</b>	-	-	<b>1,744,564.38</b>	<b>55,248,221.78</b>	<b>104,465,404.36</b>	-	-	-	-	-	<b>30,088,750.88</b>	-	<b>74,376,653.48</b>	<b>104,465,404.36</b>	
NON-CASH DISBURSEMENTS	-	-	-	-	-	-	-	-	-	-	-	-	-	-	-	-	-	-	-	-	-	-	-	-	-	-	-
Tax Remittance Advices Issued (TRA)	-	-	-	-	-	-	-	-	-	-	-	-	-	-	-	-	-	-	-	-	-	-	-	-	-	-	-
Non-Cash Availment Authority (NCAA)	-	-	-	-	-	-	-	-	-	-	-	-	-	-	-	-	-	-	-	-	-	-	-	-	-	-	-
Disbursements effected through outright deductions from claims (please specify...)	-	-	-	-	-	-	-	-	-	-	-	-	-	-	-	-	-	-	-	-	-	-	-	-	-	-	-
Overpayment of expenses (e.g. personnel benefits)	-	-	-	-	-	-	-	-	-	-	-	-	-	-	-	-	-	-	-	-	-	-	-	-	-	-	-
Restitution for loss of government property	-	-	-	-	-	-	-	-	-	-	-	-	-	-	-	-	-	-	-	-	-	-	-	-	-	-	-
Liquidated damages and similar claims	-	-	-	-	-	-	-	-	-	-	-	-	-	-	-	-	-	-	-	-	-	-	-	-	-	-	-
Others (TEF, BTR-Documentary Stamp Tax, etc.)	-	-	-	-	-	-	-	-	-	-	-	-	-	-	-	-	-	-	-	-	-	-	-	-	-	-	-
<b>TOTAL NON-CASH DISBURSEMENTS</b>	-	-	-	-	-	-	-	-	-	-	-	-	-	-	-	-	-	-	-	-	-	-	-	-	-	-	-
<b>GRAND TOTAL</b>	-	<b>24,160,573.08</b>	-	<b>25,056,609.50</b>	<b>49,217,182.58</b>	-	<b>4,183,613.42</b>	-	<b>49,320,043.98</b>	<b>53,503,657.40</b>	-	<b>1,744,564.38</b>	-	-	<b>1,744,564.38</b>	<b>55,248,221.78</b>	<b>104,465,404.36</b>	-	-	-	-	-	<b>30,088,750.88</b>	-	<b>74,376,653.48</b>	<b>104,465,404.36</b>	

Particulars	Previous Report	This Month	As at Date
(1)	(2)	(3)	(4)
Total Disbursement Authorities Received	1,768,774,521.06	189,911,754.64	1,958,686,275.70
NCA	-	-	-
NTA/Funding Check (FC) Received	774,076,495.00	88,477,453.00	862,553,948.00
Working Fund	994,698,026.06	101,434,301.64	1,096,132,327.70
TRA	-	-	-
CDC	-	-	-
NCAA	-	-	-
Less: Notice of Transfer of Allocations (NTA)/Funding Check (FC)* issued	813,312,593.00	105,087,453.00	918,400,046.00
Total Disbursement Authorities Available	955,461,928.06	84,824,301.64	1,040,286,229.70
Less:			
Lapsed NCA	-	-	-
Disbursements	881,563,182.69	104,465,404.36	986,028,587.05
Less: Other Non-Cash Disbursements	-	-	-
Disbursements effected through outright deductions from claims	-	-	-
Overpayment of expenses (e.g. personnel benefits)	-	-	-
Restitution for loss of government property	-	-	-
Liquidated damages and similar claims	-	-	-
Others (e.g. TEF, BTR, Docs Stamp, etc.)	-	-	-
Add/Less: Adjustments (e.g. cancelled/staled checks)	103,001.04	-	103,001.04
Balance of Disbursement Authorities as at date	74,001,746.41	(19,641,102.72)	54,360,643.69
Total Disbursements Program	955,564,929.10	84,824,301.64	1,040,389,230.74
Less: **Actual Disbursements	881,563,182.69	104,465,404.36	986,028,587.05
(Over)/Under spending	74,001,746.41	(19,641,102.72)	54,360,643.69

Notes: \* The use of NTA is discouraged  
\*\* Amounts should tally with the grand total disbursement (column 27).

Certified Correct:

*Diana M. Nillosan*  
DIANA M. NILLOSAN  
Agency Chief Accountant  
Date: *pe 4*

Recommending Approval:

*Angelito V. Fontamilla*  
ANGELITO V. FONTAMILLA  
Director, Financial and Management Service  
Date: *pe 4*

Approved by:

*Engr. Nonita S. Caguioa*  
ENGR. NONITA S. CAGUIOA  
Assistant Secretary  
Finance, Information Systems and Mining Concerns  
Date:

MONTHLY REPORT OF DISBURSEMENTS  
For the month of September 2021



Department: Department of Environment and Natural Resources (DENR)  
Agency: Office of the Secretary  
Operating Unit: ALL  
Organization Code: 10 001 0100000  
Fund Cluster: 03 - Special Account - Locally Funded

Particulars	Current Year Budget					Prior Year's Budget											Trust Liabilities					Grand Total					Remarks		
	PS	MOOE	FinEx	CO	TOTAL	Prior Year's Accounts Payable					Current Year's Accounts Payable						SUB-TOTAL	PS	MOOE	CO	TOTAL	PS	MOOE	FinEx	CO	TOTAL			
						PS	MOOE	FinEx	CO	Sub-Total	PS	MOOE	FinEx	CO	Sub-Total	TOTAL													
1	2	3	4	5	6=(2+3+4+5)	7	8	9	10	11=(7+8+9+10)	12	13	14	15	16=(12+13+14+15)	17=(11+16)	18=(6+17)	19	20	21	22=(19+20+21)	23	24	25	26	27=(23+24+25+26)	28		
CASH DISBURSEMENTS	-	467,218.83	-	-	467,218.83	-	7,283.93	-	33,950.00	41,233.93	-	-	-	-	-	41,233.93	508,452.76	-	-	-	-	-	-	-	-	474,502.76	-	33,950.00	508,452.76
Notice of Cash Allocation (NCA)	-	467,218.83	-	-	467,218.83	-	7,283.93	-	33,950.00	41,233.93	-	-	-	-	-	41,233.93	508,452.76	-	-	-	-	-	-	-	-	474,502.76	-	33,950.00	508,452.76
MDS Checks Issued	-	104,097.52	-	-	104,097.52	-	-	-	33,950.00	33,950.00	-	-	-	-	-	33,950.00	138,047.52	-	-	-	-	-	-	-	-	104,097.52	-	33,950.00	138,047.52
Advice to Debit Account	-	363,121.31	-	-	363,121.31	-	7,283.93	-	-	7,283.93	-	-	-	-	-	7,283.93	370,405.24	-	-	-	-	-	-	-	-	370,405.24	-	-	370,405.24
Notice of Transfer Allocations (NTA)	-	-	-	-	-	-	-	-	-	-	-	-	-	-	-	-	-	-	-	-	-	-	-	-	-	-	-	-	-
MDS Checks Issued	-	-	-	-	-	-	-	-	-	-	-	-	-	-	-	-	-	-	-	-	-	-	-	-	-	-	-	-	-
Advice to Debit Account	-	-	-	-	-	-	-	-	-	-	-	-	-	-	-	-	-	-	-	-	-	-	-	-	-	-	-	-	-
Working Fund for FAPs	-	-	-	-	-	-	-	-	-	-	-	-	-	-	-	-	-	-	-	-	-	-	-	-	-	-	-	-	-
Cash Disbursement Ceiling (CDC)	-	-	-	-	-	-	-	-	-	-	-	-	-	-	-	-	-	-	-	-	-	-	-	-	-	-	-	-	-
<b>TOTAL CASH DISBURSEMENTS</b>	-	467,218.83	-	-	467,218.83	-	7,283.93	-	33,950.00	41,233.93	-	-	-	-	-	41,233.93	508,452.76	-	-	-	-	-	-	-	-	474,502.76	-	33,950.00	508,452.76
NON-CASH DISBURSEMENTS	-	-	-	-	-	-	-	-	12,792.85	12,792.85	-	-	-	-	-	12,792.85	12,792.85	-	-	-	-	-	-	-	-	-	-	12,792.85	12,792.85
Tax Remittance Advices Issued (TRA)	-	-	-	-	-	-	-	-	12,792.85	12,792.85	-	-	-	-	-	12,792.85	12,792.85	-	-	-	-	-	-	-	-	-	-	12,792.85	12,792.85
Non-Cash Availment Authority (NCAA)	-	-	-	-	-	-	-	-	-	-	-	-	-	-	-	-	-	-	-	-	-	-	-	-	-	-	-	-	-
Disbursements effected through outright deductions from claims (please specify)	-	-	-	-	-	-	-	-	-	-	-	-	-	-	-	-	-	-	-	-	-	-	-	-	-	-	-	-	-
Overpayment of expenses(e.g. personnel benefits)	-	-	-	-	-	-	-	-	-	-	-	-	-	-	-	-	-	-	-	-	-	-	-	-	-	-	-	-	-
Restitution for loss of government property	-	-	-	-	-	-	-	-	-	-	-	-	-	-	-	-	-	-	-	-	-	-	-	-	-	-	-	-	-
Liquidated damages and similar claims	-	-	-	-	-	-	-	-	-	-	-	-	-	-	-	-	-	-	-	-	-	-	-	-	-	-	-	-	-
Others(TEF, BTr, Documentary Stamp Tax, etc.)	-	-	-	-	-	-	-	-	12,792.85	12,792.85	-	-	-	-	-	12,792.85	12,792.85	-	-	-	-	-	-	-	-	-	12,792.85	12,792.85	
<b>TOTAL NON-CASH DISBURSEMENTS</b>	-	-	-	-	-	-	-	-	12,792.85	12,792.85	-	-	-	-	-	12,792.85	12,792.85	-	-	-	-	-	-	-	-	-	12,792.85	12,792.85	
<b>GRAND TOTAL</b>	-	467,218.83	-	-	467,218.83	-	7,283.93	-	46,742.85	54,026.78	-	-	-	-	-	54,026.78	521,245.61	-	-	-	-	-	-	-	-	474,502.76	-	46,742.85	521,245.61


Particulars	Previous Report	This Month	As at Date
(1)	(2)	(3)	(4)
Total Disbursement Authorities Received	6,846,079.71	59,792.85	6,705,872.56
NCA	6,154,418.00	47,000.00	6,201,418.00
NTA	190,851.50	-	190,851.50
Working Fund	-	-	-
TRA	300,810.21	12,792.85	313,603.06
CDC	-	-	-
NCAA	-	-	-
Less: Notice of Transfer of Allocations (NTA)* issued	190,851.50	-	190,851.50
Total Disbursement Authorities Available	6,455,228.21	58,792.85	6,515,021.06
Less:			
Lapsed NCA	1,761,529.41	215,893.85	1,977,423.26
Disbursements	4,016,352.19	521,245.61	4,537,597.80
Less: Other Non-Cash Disbursements	-	-	-
Disbursements effected through outright deductions from claims	-	-	-
Overpayment of expenses(e.g. personnel benefits)	-	-	-
Restitution for loss of government property	-	-	-
Liquidated damages and similar claims	-	-	-
Others (e.g. TEF, BTr, Docs Stamp, etc.)	-	-	-
Add/Less: Adjustments (e.g. cancelled/staled checks)	-	-	-
Balance of Disbursement Authorities as at date	677,346.61	(677,346.61)	-
Total Disbursements Program	6,455,228.21	59,792.85	6,515,021.06
Less: *Actual Disbursements	4,016,352.19	521,245.61	4,537,597.80
(Over)/Under spending	2,438,876.02	(461,452.76)	1,977,423.26

Notes: \* The use of NTA is discouraged  
Notes: \*\* Amounts should tally with the grand total disbursement (column 27).


Certified Correct:

  
DINA M. NILLOSAN  
Agency Chief Accountant  
Date: 

Recommending Approval:

  
ANGELITO V. FONTANILLA  
Director, Financial and Management Service  
Date:

Approved by:

  
ENGR. NONITA S. CAGUIOA  
Assistant Secretary  
Finance, Information Systems and Mining Concerns  
Date:



MONTHLY REPORT OF DISBURSEMENTS  
For the month of September 2021

Department: Department of Environment and Natural Resources (DENR)  
Agency: Office of the Secretary  
Operating Unit: ALL  
Organization Code: 10 001 0100000  
Fund Cluster: 04 - Special Account - Foreign Assisted/Grant

Particulars	Current Year Budget					Prior Year's Budget											SUB-TOTAL	Trust Liabilities				Grand Total					Remarks	
	PS	MOOE	FinEx	CO	TOTAL	Prior Year's Accounts Payable					Current Year's Accounts Payable					TOTAL		PS	MOOE	CO	TOTAL	PS	MOOE	FinEx	CO	TOTAL		
						PS	MOOE	FinEx	CO	Sub-Total	PS	MOOE	FinEx	CO	Sub-Total													18=(6+17)
1	2	3	4	5	6=(2+3+4+5)	7	8	9	10	11=(7+8+9+10)	12	13	14	15	16=(12+13+14+15)	17=(11+16)	18=(6+17)	19	20	21	22=(19+20+21)	23	24	25	26	27=(23+24+25+26)	28	
CASH DISBURSEMENTS																												
Notice of Cash Allocation (NCA)																												
MDS Checks Issued																												
Advice to Debit Account																												
Notice of Transfer Allocations (NTA)																												
MDS Checks Issued																												
Advice to Debit Account																												
Working Fund for FAPs																												
Cash Disbursement Ceiling (CDC)																												
<b>TOTAL CASH DISBURSEMENTS</b>																												
NON-CASH DISBURSEMENTS																												
Tax Remittance Advices Issued (TRA)																												
Non-Cash Availment Authority (NCAA)																												
Disbursements effected through outright deductions from claims (please specify...)																												
Overpayment of expenses(e.g. personnel benefits)																												
Restitution for loss of government property																												
Liquidated damages and similar claims																												
Others(TEF, BTr-Documentary Stamp Tax, etc.)																												
<b>TOTAL NON-CASH DISBURSEMENTS</b>																												
<b>GRAND TOTAL</b>																												

SUMMARY

Particulars	Previous Report	This Month	As at Date
(1)	(2)	(3)	(4)
Total Disbursement Authorities Received	1,668,871.79	56.05	1,668,927.84
NCA	-	-	-
NTA	-	-	-
Working Fund	1,668,871.79	56.05	1,668,927.84
TRA	-	-	-
CDC	-	-	-
NCAA	-	-	-
Less: Notice of Transfer of Allocations (NTA)* issued	-	-	-
Total Disbursement Authorities Available	1,668,871.79	56.05	1,668,927.84
Less:			
Lapsed NCA	-	-	-
Disbursements	41,598.90	-	41,598.90
Less: Other Non-Cash Disbursements	-	-	-
Disbursements effected through outright deductions from claims	-	-	-
Overpayment of expenses(e.g. personnel benefits)	-	-	-
Restitution for loss of government property	-	-	-
Liquidated damages and similar claims	-	-	-
Others (e.g. TEF, BTr, Docs Stamp, etc.)	-	-	-
Add/Less: Adjustments (e.g. cancelled/staled checks)	-	-	-
Balance of Disbursement Authorities as at date	1,627,272.89	56.05	1,627,328.94
Total Disbursements Program	1,668,871.79	56.05	1,668,927.84
Less: *Actual Disbursements	41,598.90	-	41,598.90
(Over)/Under spending	1,627,272.89	56.05	1,627,328.94

Notes: \* The use of NTA is discouraged  
Notes: \*\* Amounts should tally with the grand total disbursement (column 27).

Certified Correct:

*Dauid Nilosan*  
DIÑA M. NILLOSAN  
Agency Chief Accountant  
Date: *9/2*

Recommending Approval:

*Angelito V. Fontanilla*  
ANGELITO V. FONTANILLA  
Director, Financial and Management Service  
Date:

Approved by:

*Nonita S. Caguioa*  
ENGR. NONITA S. CAGUIOA  
Assistant Secretary  
Finance, Information Systems and Mining Concerns  
Date:

MONTHLY REPORT OF DISBURSEMENTS  
For the month of September 2021

Department: Department of Environment and Natural Resources (DENR)  
Agency: Office of the Secretary  
Operating Unit: ALL  
Organization Code: 10 001 0100000  
Fund Cluster: 07 - Trust Fund

Particulars	Current Year Budget					Prior Year's Budget											SUB-TOTAL	Trust Liabilities				Grand Total					Remarks		
	PS	MOOE	FinEx	CO	TOTAL	Prior Year's Accounts Payable					Current Year's Accounts Payable					TOTAL		PS	MOOE	CO	TOTAL	PS	MOOE	FinEx	CO	TOTAL			
						PS	MOOE	FinEx	CO	Sub-Total	PS	MOOE	FinEx	CO	Sub-Total													16=(12+13+14+15)	17=(11+16)
1	2	3	4	5	6=(2+3+4+5)	7	8	9	10	11=(7+8+9+10)	12	13	14	15	16=(12+13+14+15)	17=(11+16)	18=(6+17)	19	20	21	22=(19+20+21)	23	24	25	26	27=(23+24+25+26)	28		
CASH DISBURSEMENTS	-	-	-	-	-	-	-	-	-	-	-	-	-	-	-	-	-	-	6,788,855.91	785,062.15	7,533,918.06	-	6,788,855.91	-	785,062.15	7,533,918.06	-		
Notice of Cash Allocation (NCA)	-	-	-	-	-	-	-	-	-	-	-	-	-	-	-	-	-	-	6,788,855.91	785,062.15	7,533,918.06	-	6,788,855.91	-	785,062.15	7,533,918.06	-		
MDS Checks Issued	-	-	-	-	-	-	-	-	-	-	-	-	-	-	-	-	-	-	-	-	-	-	-	-	-	-	-		
Advice to Debit Account	-	-	-	-	-	-	-	-	-	-	-	-	-	-	-	-	-	-	6,788,855.91	785,062.15	7,533,918.06	-	6,788,855.91	-	785,062.15	7,533,918.06	-		
Notice of Transfer Allocations (NTA)	-	-	-	-	-	-	-	-	-	-	-	-	-	-	-	-	-	-	-	-	-	-	-	-	-	-	-	-	
MDS Checks Issued	-	-	-	-	-	-	-	-	-	-	-	-	-	-	-	-	-	-	-	-	-	-	-	-	-	-	-	-	
Advice to Debit Account	-	-	-	-	-	-	-	-	-	-	-	-	-	-	-	-	-	-	-	-	-	-	-	-	-	-	-	-	
Working Fund for FAPs	-	-	-	-	-	-	-	-	-	-	-	-	-	-	-	-	-	-	-	-	-	-	-	-	-	-	-	-	-
Cash Disbursement Ceiling (CDC)	-	-	-	-	-	-	-	-	-	-	-	-	-	-	-	-	-	-	-	-	-	-	-	-	-	-	-	-	-
<b>TOTAL CASH DISBURSEMENTS</b>	-	-	-	-	-	-	-	-	-	-	-	-	-	-	-	-	-	-	<b>6,788,855.91</b>	<b>785,062.15</b>	<b>7,533,918.06</b>	-	<b>6,788,855.91</b>	-	<b>785,062.15</b>	<b>7,533,918.06</b>	-		
NON-CASH DISBURSEMENTS	-	-	-	-	-	-	-	-	-	-	-	-	-	-	-	-	-	-	64,874.83	43,767.85	108,642.68	-	64,874.83	-	43,767.85	108,642.68	-		
Tax Remittance Advices Issued (TRA)	-	-	-	-	-	-	-	-	-	-	-	-	-	-	-	-	-	-	64,874.83	43,767.85	108,642.68	-	64,874.83	-	43,767.85	108,642.68	-		
Non-Cash Availment Authority (NCAA)	-	-	-	-	-	-	-	-	-	-	-	-	-	-	-	-	-	-	-	-	-	-	-	-	-	-	-	-	-
Disbursements effected through outright deductions from claims (please specify...)	-	-	-	-	-	-	-	-	-	-	-	-	-	-	-	-	-	-	-	-	-	-	-	-	-	-	-	-	-
Overpayment of expenses(e.g. personnel benefits)	-	-	-	-	-	-	-	-	-	-	-	-	-	-	-	-	-	-	-	-	-	-	-	-	-	-	-	-	-
Restitution for loss of government property	-	-	-	-	-	-	-	-	-	-	-	-	-	-	-	-	-	-	-	-	-	-	-	-	-	-	-	-	-
Liquidated damages and similar claims	-	-	-	-	-	-	-	-	-	-	-	-	-	-	-	-	-	-	-	-	-	-	-	-	-	-	-	-	-
Others(TEF, BTR-Documentary Stamp Tax, etc.)	-	-	-	-	-	-	-	-	-	-	-	-	-	-	-	-	-	-	-	-	-	-	-	-	-	-	-	-	-
<b>TOTAL NON-CASH DISBURSEMENTS</b>	-	-	-	-	-	-	-	-	-	-	-	-	-	-	-	-	-	-	<b>64,874.83</b>	<b>43,767.85</b>	<b>108,642.68</b>	-	<b>64,874.83</b>	-	<b>43,767.85</b>	<b>108,642.68</b>	-		
<b>GRAND TOTAL</b>	-	-	-	-	-	-	-	-	-	-	-	-	-	-	-	-	-	-	<b>6,833,730.74</b>	<b>808,830.00</b>	<b>7,642,560.74</b>	-	<b>6,833,730.74</b>	-	<b>808,830.00</b>	<b>7,642,560.74</b>	-		

SUMMARY	Particulars	Previous Report	This Month	As at Date
	(1)	(2)	(3)	(4)
Total Disbursement Authorities Received		17,734,192.83	263,289,642.68	281,023,835.51
NCA		17,166,471.00	263,181,000.00	280,347,471.00
NTA		-	-	-
Working Fund		-	-	-
TRA		567,721.83	108,642.68	676,364.51
CDC		-	-	-
NCAA		-	-	-
Less: Notice of Transfer of Allocations (NTA)* issued		-	-	-
Total Disbursement Authorities Available		17,734,192.83	263,289,642.68	281,023,835.51
Less:				
Lapsed NCA Disbursements		0.95	-	0.95
Other Non-Cash Disbursements		-	-	-
Disbursements effected through outright deductions from claims		-	-	-
Overpayment of expenses(e.g. personnel benefits)		-	-	-
Restitution for loss of government property		-	-	-
Liquidated damages and similar claims		-	-	-
Others (e.g. TEF, BTR, Docs Stamp, etc.)		-	-	-
Add/Less: Adjustments (e.g. cancelled/staled checks)		(2,909.92)	-	(2,909.92)
Balance of Disbursement Authorities as at date		4,837,235.95	255,647,081.94	260,484,317.89
Total Disbursements Program		17,731,282.91	263,289,642.68	281,020,925.59
Less: *Actual Disbursements		12,894,046.01	7,642,560.74	20,536,606.75
(Over)/Under spending		4,837,235.90	255,647,081.94	260,484,318.84

Notes: \* The use of NTA is discouraged  
Notes: \*\* Amounts should tally with the grand total disbursement (column 27).

Certified Correct:  
*[Signature]*  
DINA M. NILLOSAN  
Agency Chief Accountant  
Date: 4

Recommending Approval:  
*[Signature]*  
ANGELITO V. FONTANILLA  
Director, Financial and Management Service  
Date:

Approved by:  
*[Signature]*  
ENGR. NONITA S. CAGUIOA  
Assistant Secretary  
Finance, Information Systems and Mining Concerns  
Date: