

MONTHLY REPORT OF DISBURSEMENTS  
For the month of September 2019

Department: Department of Environment and Natural Resources (DENR)  
Agency: Office of the Secretary  
Operating Unit: CONSOLIDATED  
Organization Code: 10 001 0100000  
Fund Cluster: 01 - Regular Agency Fund

Particulars	Current Year Budget					Prior Year's Budget											SUB-TOTAL	Trust Liabilities				Grand Total					Remarks	
	PS	MOOE	FinEx	CO	TOTAL	Prior Year's Accounts Payable					Current Year's Accounts Payable					TOTAL		PS	MOOE	CO	TOTAL	PS	MOOE	FinEx	CO	TOTAL		
						PS	MOOE	FinEx	CO	Sub-Total	PS	MOOE	FinEx	CO	Sub-Total													
1	2	3	4	5	6=(2+3+4+5)	7	8	9	10	11=(7+8+9+10)	12	13	14	15	16=(12+13+14+15)	17=(11+16)	18=(6+17)	19	20	21	22=(19+20+21)	23	24	25	26	27=(23+24+25+26)	28	
CASH DISBURSEMENTS	562,887,313.70	566,690,585.07	-	506,697,448.63	1,636,275,347.40	1,042,544.34	32,358,071.31	-	90,927,889.06	124,328,504.71	-	3,170,039.31	-	23,090,908.97	26,260,948.28	150,589,452.99	1,786,864,800.39	-	-	-	-	563,929,858.04	602,218,695.69	-	620,716,246.66	1,786,864,800.39		
Notice of Cash Allocation (NCA)	562,341,981.97	551,126,408.19	-	490,064,471.04	1,603,532,861.20	1,042,544.34	30,358,071.31	-	90,896,039.31	122,296,654.96	-	3,170,039.31	-	23,090,908.97	26,260,948.28	148,557,603.24	1,752,090,464.44	-	-	-	-	563,384,526.31	584,654,518.81	-	604,051,419.32	1,752,090,464.44		
MDS Checks Issued	187,484,720.57	134,017,707.71	-	129,022,623.47	450,525,051.75	230,969.10	9,618,043.96	-	20,350,401.89	30,199,414.95	-	1,005,414.77	-	10,726,942.26	11,732,357.03	41,931,771.98	492,456,823.73	-	-	-	-	187,715,689.67	144,641,166.44	-	160,099,967.62	492,456,823.73		
Advice to Debit Account	374,857,261.40	417,108,700.48	-	361,041,847.57	1,153,007,809.45	811,575.24	20,740,027.35	-	70,545,637.42	92,097,240.01	-	2,164,624.54	-	12,363,966.71	14,528,591.25	106,625,831.26	1,259,633,640.71	-	-	-	-	375,668,836.64	440,013,352.37	-	443,951,451.70	1,259,633,640.71		
Notice of Transfer Allocations (NTA)	545,331.73	15,564,176.88	-	16,632,977.59	32,742,486.20	-	-	-	31,849.75	2,031,849.75	-	-	-	-	-	2,031,849.75	34,774,335.95	-	-	-	-	545,331.73	17,564,176.88	-	16,664,827.34	34,774,335.95		
MDS Checks Issued	-	6,723,924.89	-	2,369,163.20	9,093,088.09	-	-	-	2,000,000.00	2,000,000.00	-	-	-	-	-	2,000,000.00	11,093,088.09	-	-	-	-	-	8,723,924.89	-	2,369,163.20	11,093,088.09		
Advice to Debit Account	545,331.73	8,840,251.99	-	14,263,814.39	23,649,398.11	-	-	-	31,849.75	31,849.75	-	-	-	-	-	31,849.75	23,681,247.86	-	-	-	-	545,331.73	8,840,251.99	-	14,295,664.14	23,681,247.86		
Working Fund for FAPs	-	-	-	-	-	-	-	-	-	-	-	-	-	-	-	-	-	-	-	-	-	-	-	-	-	-	-	
Cash Disbursement Ceiling (CDC)	-	-	-	-	-	-	-	-	-	-	-	-	-	-	-	-	-	-	-	-	-	-	-	-	-	-	-	
<b>TOTAL CASH DISBURSEMENTS</b>	562,887,313.70	566,690,585.07	-	506,697,448.63	1,636,275,347.40	1,042,544.34	32,358,071.31	-	90,927,889.06	124,328,504.71	-	3,170,039.31	-	23,090,908.97	26,260,948.28	150,589,452.99	1,786,864,800.39	-	-	-	-	563,929,858.04	602,218,695.69	-	620,716,246.66	1,786,864,800.39		
NON-CASH DISBURSEMENTS	26,090,063.48	12,406,438.32	-	9,822,248.32	48,318,750.12	-	930,913.61	-	2,119,429.48	3,050,343.09	-	36,917.33	-	14,381.06	51,298.39	3,101,641.48	51,420,391.60	-	2,655.12	-	2,655.12	26,090,063.48	13,376,924.38	-	11,956,058.86	51,423,046.72		
Tax Remittance Advices Issued (TRA)	26,090,063.48	12,406,438.32	-	9,822,248.32	48,318,750.12	-	930,913.61	-	2,119,429.48	3,050,343.09	-	36,917.33	-	14,381.06	51,298.39	3,101,641.48	51,420,391.60	-	2,655.12	-	2,655.12	26,090,063.48	13,376,924.38	-	11,956,058.86	51,423,046.72		
Non-Cash Availment Authority (NCAA)	-	-	-	-	-	-	-	-	-	-	-	-	-	-	-	-	-	-	-	-	-	-	-	-	-	-	-	
Disbursements effected through outright deductions from claims (please specify...)	-	-	-	-	-	-	-	-	-	-	-	-	-	-	-	-	-	-	-	-	-	-	-	-	-	-	-	
Overpayment of expenses (e.g. personnel benefits)	-	-	-	-	-	-	-	-	-	-	-	-	-	-	-	-	-	-	-	-	-	-	-	-	-	-	-	
Restitution for loss of government property	-	-	-	-	-	-	-	-	-	-	-	-	-	-	-	-	-	-	-	-	-	-	-	-	-	-	-	
Liquidated damages and similar claims	-	-	-	-	-	-	-	-	-	-	-	-	-	-	-	-	-	-	-	-	-	-	-	-	-	-	-	
Others (TEF, BTr-Documentary Stamp Tax, etc.)	-	-	-	-	-	-	-	-	-	-	-	-	-	-	-	-	-	-	-	-	-	-	-	-	-	-	-	
<b>TOTAL NON-CASH DISBURSEMENTS</b>	26,090,063.48	12,406,438.32	-	9,822,248.32	48,318,750.12	-	930,913.61	-	2,119,429.48	3,050,343.09	-	36,917.33	-	14,381.06	51,298.39	3,101,641.48	51,420,391.60	-	2,655.12	-	2,655.12	26,090,063.48	13,376,924.38	-	11,956,058.86	51,423,046.72		
<b>GRAND TOTAL</b>	588,977,377.18	579,097,023.39	-	516,519,696.95	1,684,594,097.52	1,042,544.34	33,288,984.92	-	93,047,318.54	127,378,847.80	-	3,206,956.64	-	23,105,290.03	26,312,246.67	153,691,094.47	1,838,285,191.99	-	2,655.12	-	2,655.12	590,019,921.52	615,595,620.07	-	632,672,305.52	1,838,287,847.11		

SUMMARY

Particulars	Previous Report	This Month	As at Date
(1)	(2)	(3)	(4)
Total Disbursement Authorities Received	10,886,964,052.84	1,211,458,957.31	12,098,423,010.15
NCA	10,278,760,256.79	1,109,589,162.42	11,388,349,419.21
NTA	287,170,050.25	50,446,748.17	337,616,798.42
Working Fund	-	-	-
TRA	321,033,745.80	51,423,046.72	372,456,792.52
CDC	-	-	-
NCAA	-	-	-
Less: Notice of Transfer of Allocations (NTA) issued	651,701,761.65	118,605,543.56	770,307,305.21
Total Disbursement Authorities Available	10,235,262,291.19	1,092,853,413.75	11,328,115,704.94
Less:			
Lapsed NCA Disbursements	503,261,535.93	140,244,901.34	643,506,437.27
Less: Other Non-Cash Disbursements	8,898,136,140.95	1,838,287,847.11	10,736,423,988.06
Disbursements effected through outright deductions from claims	-	-	-
Overpayment of expenses (e.g. personnel benefits)	-	-	-
Restitution for loss of government property	-	-	-
Liquidated damages and similar claims	-	-	-
Others (e.g. TEF, BTr, Docs Stamp, etc.)	-	-	-
Add/Less: Adjustments (e.g. cancelled/staled checks)	26,507,114.68	19,199,812.88	45,706,927.56
Balance of Disbursement Authorities as at date	860,371,728.99	(866,479,521.82)	(6,107,792.83)
Total Disbursements Program	10,261,769,405.87	1,112,053,226.63	11,373,822,632.50
Less: *Actual Disbursements	8,898,136,140.95	1,838,287,847.11	10,736,423,988.06
(Over)/Under spending	1,363,633,264.92	(726,234,620.48)	637,398,644.44

Notes: \* The use of NTA is discouraged

Notes: \*\* Amounts should tally with the grand total disbursement (column 27).

Certified Correct:

*Dina M. Nillosan*  
DIÑA M. NILLOSAN

Agency Chief Accountant

Date:

Approved by:

*Wilfredo J. Obien*  
WILFREDO J. OBIEN

Director- Financial and Management Services

Date:



MONTHLY REPORT OF DISBURSEMENTS  
For the month of September 2019

Department: Department of Environment and Natural Resources (DENR)  
 Agency: Office of the Secretary  
 Operating Unit: CONSOLIDATED  
 Organization Code: 10 001 010000  
 Fund Cluster: 02 - Foreign Assisted Projects Fund

Particulars	Current Year Budget					Prior Year's Budget											SUB-TOTAL	Trust Liabilities				Grand Total					Remarks	
	PS	MOOE	FinEx	CO	TOTAL	Prior Year's Accounts Payable					Current Year's Accounts Payable					TOTAL		PS	MOOE	CO	TOTAL	PS	MOOE	FinEx	CO	TOTAL		
						PS	MOOE	FinEx	CO	Sub-Total	PS	MOOE	FinEx	CO	Sub-Total													16=(12+13+14+15)
1	2	3	4	5	6=(2+3+4+5)	7	8	9	10	11=(7+8+9+10)	12	13	14	15	16=(12+13+14+15)	17=(11+16)	18=(6+17)	19	20	21	22=(19+20+21)	23	24	25	26	27=(23+24+25+26)	28	
CASH DISBURSEMENTS	-	53,905,526.34	-	4,432,537.15	58,338,063.49	-	1,917,815.43	-	19,315,914.92	21,233,730.35	-	420,446.45	-	4,023.25	424,469.70	21,658,200.05	79,996,263.54	-	-	-	-	-	-	-	56,243,788.22	-	23,752,475.32	79,996,263.54
Notice of Cash Allocation (NCA)	-	50,825,523.34	-	4,432,537.15	55,258,060.49	-	1,915,205.43	-	19,177,868.12	21,093,073.55	-	420,446.45	-	4,023.25	424,469.70	21,517,543.25	76,775,603.74	-	-	-	-	-	-	-	53,161,175.22	-	23,614,428.52	76,775,603.74
MDS Checks Issued	-	22,927,367.51	-	4,382,487.63	27,309,855.14	-	1,892,588.92	-	18,745,695.91	20,638,284.83	-	420,446.45	-	4,023.25	424,469.70	21,062,754.53	48,372,609.67	-	-	-	-	-	-	-	25,240,402.88	-	23,132,206.79	48,372,609.67
Advice to Debit Account	-	27,898,155.83	-	50,049.52	27,948,205.35	-	22,616.51	-	432,172.21	454,788.72	-	-	-	-	-	454,788.72	28,402,994.07	-	-	-	-	-	-	-	27,920,772.34	-	482,221.73	28,402,994.07
Notice of Transfer Allocations (NTA)	-	3,080,003.00	-	-	3,080,003.00	-	2,610.00	-	138,046.80	140,656.80	-	-	-	-	-	140,656.80	3,220,659.80	-	-	-	-	-	-	-	3,082,613.00	-	138,046.80	3,220,659.80
MDS Checks Issued	-	2,830,371.62	-	-	2,830,371.62	-	2,610.00	-	-	2,610.00	-	-	-	-	-	2,610.00	2,832,981.62	-	-	-	-	-	-	-	2,832,981.62	-	-	2,832,981.62
Advice to Debit Account	-	249,631.38	-	-	249,631.38	-	-	-	138,046.80	138,046.80	-	-	-	-	-	138,046.80	387,678.18	-	-	-	-	-	-	-	249,631.38	-	138,046.80	387,678.18
Working Fund for FAPs	-	-	-	-	-	-	-	-	-	-	-	-	-	-	-	-	-	-	-	-	-	-	-	-	-	-	-	-
Cash Disbursement Ceiling (CDC)	-	-	-	-	-	-	-	-	-	-	-	-	-	-	-	-	-	-	-	-	-	-	-	-	-	-	-	-
<b>TOTAL CASH DISBURSEMENTS</b>	-	53,905,526.34	-	4,432,537.15	58,338,063.49	-	1,917,815.43	-	19,315,914.92	21,233,730.35	-	420,446.45	-	4,023.25	424,469.70	21,658,200.05	79,996,263.54	-	-	-	-	-	-	-	56,243,788.22	-	23,752,475.32	79,996,263.54
NON-CASH DISBURSEMENTS	-	819,403.45	-	849,337.10	1,668,740.55	-	350,340.12	-	3,700,967.02	4,051,307.14	-	-	-	109,446.11	109,446.11	4,160,753.25	5,829,493.80	-	-	-	-	-	-	-	1,169,743.57	-	4,659,750.23	5,829,493.80
Tax Remittance Advices Issued	-	764,436.50	-	849,337.10	1,613,773.60	-	350,340.12	-	3,700,967.02	4,051,307.14	-	-	-	109,446.11	109,446.11	4,160,753.25	5,774,526.85	-	-	-	-	-	-	-	1,114,776.62	-	4,659,750.23	5,774,526.85
Non-Cash Availment Authority	-	-	-	-	-	-	-	-	-	-	-	-	-	-	-	-	-	-	-	-	-	-	-	-	-	-	-	-
Disbursements effected through outright deductions from claims (please specify...)	-	-	-	-	-	-	-	-	-	-	-	-	-	-	-	-	-	-	-	-	-	-	-	-	-	-	-	-
Overpayment of expenses(e.g. personnel benefits)	-	-	-	-	-	-	-	-	-	-	-	-	-	-	-	-	-	-	-	-	-	-	-	-	-	-	-	-
Restitution for loss of government property	-	-	-	-	-	-	-	-	-	-	-	-	-	-	-	-	-	-	-	-	-	-	-	-	-	-	-	-
Liquidated damages and similar claims	-	-	-	-	-	-	-	-	-	-	-	-	-	-	-	-	-	-	-	-	-	-	-	-	-	-	-	-
Others(TEF, BTr-Documentary Stamp Tax, etc.)	-	54,966.95	-	-	54,966.95	-	-	-	-	-	-	-	-	-	-	-	54,966.95	-	-	-	-	-	-	-	54,966.95	-	-	54,966.95
<b>TOTAL NON-CASH DISBURSEMENTS</b>	-	819,403.45	-	849,337.10	1,668,740.55	-	350,340.12	-	3,700,967.02	4,051,307.14	-	-	-	109,446.11	109,446.11	4,160,753.25	5,829,493.80	-	-	-	-	-	-	-	1,169,743.57	-	4,659,750.23	5,829,493.80
<b>GRAND TOTAL</b>	-	54,724,929.79	-	5,281,874.25	60,006,804.04	-	2,268,155.55	-	23,016,881.94	25,285,037.49	-	420,446.45	-	113,469.36	533,915.81	25,818,953.30	85,825,757.34	-	-	-	-	-	-	-	57,413,531.79	-	28,412,225.55	85,825,757.34

SUMMARY

Particulars	Previous Report	This Month	As at Date
(1)	(2)	(3)	(4)
Total Disbursement Authorities Received	1,829,810,939.10	276,140,714.17	2,105,951,653.27
NCA	423,925,065.21	41,708,973.43	465,634,038.64
NTA	14,255,000.00	2,042,000.00	16,297,000.00
Working Fund	1,358,755,831.57	226,615,213.89	1,585,371,045.46
TRA	32,875,042.32	5,774,526.85	38,649,569.17
CDC	-	-	-
NCAA	-	-	-
Less: Notice of Transfer of Allocations (NTA)* issued	950,437,941.00	103,912,000.00	1,054,349,941.00
Total Disbursement Authorities Available	879,372,998.10	172,228,714.17	1,051,601,712.27
Less:			
Lapsed NCA	26,198,819.19	8,720,672.93	34,919,492.12
Disbursements	552,698,685.26	85,825,757.34	638,524,442.60
Less: Other Non-Cash Disbursements			
Disbursements effected through outright deductions from claims	-	-	-
Overpayment of expenses(e.g. personnel benefits)	-	-	-
Restitution for loss of government property	-	-	-
Liquidated damages and similar claims	-	-	-
Others (e.g. TEF, BTr, Docs Stamp, etc.)	-	-	-
Add/Less: Adjustments (e.g. cancelled/staled checks)	98,186.02	65,896.62	164,082.64
Balance of Disbursement Authorities as at date	300,573,679.67	77,748,180.52	378,321,860.19
Total Disbursements Program	879,471,184.12	172,294,610.79	1,051,765,794.91
Less: *Actual Disbursements	552,698,685.26	85,825,757.34	638,524,442.60
(Over)/Under spending	326,772,498.86	86,468,853.45	413,241,352.31

Notes: \* The use of NTA is discouraged  
 Notes: \*\* Amounts should tally with the grand total disbursement (column 27).

Certified Correct:

*[Signature]*  
 DIÑA M. NILLOSAN

Agency Chief Accountant

Date:

*[Signature]*

Approved by:

*[Signature]*  
 WILFREDO J. OBIEN

Director- Financial and Management Services

Date:



MONTHLY REPORT OF DISBURSEMENTS  
For the month of September 2019



Department: Department of Environment and Natural Resources (DENR)  
 Agency: Office of the Secretary  
 Operating Unit: CONSOLIDATED  
 Organization Code: 10 001 0100000  
 Fund Cluster: 03 - Special Account - Locally Funded


Particulars	Current Year Budget					Prior Year's Budget											SUB-TOTAL	Trust Liabilities				Grand Total					Remarks
	PS	MOOE	FinEx	CO	TOTAL	Prior Year's Accounts Payable					Current Year's Accounts Payable					TOTAL		PS	MOOE	CO	TOTAL	PS	MOOE	FinEx	CO	TOTAL	
						7	8	9	10	11	12	13	14	15	16												
1	2	3	4	5	6=(2+3+4+5)	7	8	9	10	11=(7+8+9+10)	12	13	14	15	16=(12+13+14+15)	17=(11+16)	18=(6+17)	19	20	21	22=(19+20+21)	23	24	25	26	27=(23+24+25+26)	28
CASH DISBURSEMENTS	-	190,981.07	-	-	190,981.07	-	-	-	3,171,355.59	3,171,355.59	-	-	-	-	-	3,171,355.59	3,362,336.66	-	-	-	-	-	190,981.07	-	3,171,355.59	3,362,336.66	
Notice of Cash Allocation (NCA)	-	190,981.07	-	-	190,981.07	-	-	-	3,171,355.59	3,171,355.59	-	-	-	-	-	3,171,355.59	3,362,336.66	-	-	-	-	-	190,981.07	-	3,171,355.59	3,362,336.66	
MDS Checks Issued	-	167,019.38	-	-	167,019.38	-	-	-	-	-	-	-	-	-	-	-	167,019.38	-	-	-	-	-	167,019.38	-	-	167,019.38	
Advice to Debit Account	-	23,961.69	-	-	23,961.69	-	-	-	3,171,355.59	3,171,355.59	-	-	-	-	-	3,171,355.59	3,195,317.28	-	-	-	-	-	23,961.69	-	3,171,355.59	3,195,317.28	
Notice of Transfer Allocations (NTA)	-	-	-	-	-	-	-	-	-	-	-	-	-	-	-	-	-	-	-	-	-	-	-	-	-	-	
MDS Checks Issued	-	-	-	-	-	-	-	-	-	-	-	-	-	-	-	-	-	-	-	-	-	-	-	-	-	-	
Advice to Debit Account	-	-	-	-	-	-	-	-	-	-	-	-	-	-	-	-	-	-	-	-	-	-	-	-	-	-	
Working Fund for FAPs	-	-	-	-	-	-	-	-	-	-	-	-	-	-	-	-	-	-	-	-	-	-	-	-	-	-	
Cash Disbursement Ceiling (CDC)	-	-	-	-	-	-	-	-	-	-	-	-	-	-	-	-	-	-	-	-	-	-	-	-	-	-	
<b>TOTAL CASH DISBURSEMENTS</b>	-	190,981.07	-	-	190,981.07	-	-	-	3,171,355.59	3,171,355.59	-	-	-	-	-	3,171,355.59	3,362,336.66	-	-	-	-	-	190,981.07	-	3,171,355.59	3,362,336.66	
NON-CASH DISBURSEMENTS	-	-	-	-	-	-	-	-	55,172.66	55,172.66	-	-	-	-	-	55,172.66	55,172.66	-	-	-	-	-	-	-	55,172.66	55,172.66	
Tax Remittance Advices Issued	-	-	-	-	-	-	-	-	55,172.66	55,172.66	-	-	-	-	-	55,172.66	55,172.66	-	-	-	-	-	-	-	55,172.66	55,172.66	
Non-Cash Availment Authority	-	-	-	-	-	-	-	-	-	-	-	-	-	-	-	-	-	-	-	-	-	-	-	-	-	-	
Disbursements effected through outright deductions from claims (please specify...)	-	-	-	-	-	-	-	-	-	-	-	-	-	-	-	-	-	-	-	-	-	-	-	-	-	-	
Overpayment of expenses(e.g. personnel benefits)	-	-	-	-	-	-	-	-	-	-	-	-	-	-	-	-	-	-	-	-	-	-	-	-	-	-	
Restitution for loss of government property	-	-	-	-	-	-	-	-	-	-	-	-	-	-	-	-	-	-	-	-	-	-	-	-	-	-	
Liquidated damages and similar claims	-	-	-	-	-	-	-	-	-	-	-	-	-	-	-	-	-	-	-	-	-	-	-	-	-	-	
Others(TEF, BTr-Documentary Stamp Tax, etc.)	-	-	-	-	-	-	-	-	-	-	-	-	-	-	-	-	-	-	-	-	-	-	-	-	-	-	
<b>TOTAL NON-CASH DISBURSEMENTS</b>	-	-	-	-	-	-	-	-	55,172.66	55,172.66	-	-	-	-	-	55,172.66	55,172.66	-	-	-	-	-	-	-	55,172.66	55,172.66	
<b>GRAND TOTAL</b>	-	190,981.07	-	-	190,981.07	-	-	-	3,226,528.25	3,226,528.25	-	-	-	-	-	3,226,528.25	3,417,509.32	-	-	-	-	-	190,981.07	-	3,226,528.25	3,417,509.32	

**SUMMARY**

Particulars (1)	Previous Report (2)	This Month (3)	As at Date (4)
Total Disbursement Authorities Received	4,264,730.41	3,288,602.66	7,553,333.07
NCA	4,082,085.00	3,068,430.00	7,150,515.00
NTA	-	165,000.00	165,000.00
Working Fund	-	-	-
TRA	182,645.41	55,172.66	237,818.07
CDC	-	-	-
NCAA	-	-	-
Less: Notice of Transfer of Allocations (NTA)* issued	-	165,000.00	165,000.00
Total Disbursement Authorities Available	4,264,730.41	3,123,602.66	7,388,333.07
Less:			
Lapsed NCA Disbursements	-	884,404.41	884,404.41
Disbursements	3,084,385.41	3,417,509.32	6,501,894.73
Less: Other Non-Cash Disbursements			
Disbursements effected through outright deductions from claims	-	-	-
Overpayment of expenses(e.g. personnel benefits)	-	-	-
Restitution for loss of government property	-	-	-
Liquidated damages and similar claims	-	-	-
Others (e.g. TEF, BTr, Docs Stamp, etc.)	-	-	-
Add/Less: Adjustments (e.g. cancelled/staled checks)	-	-	-
Balance of Disbursement Authorities as at date	1,180,345.00	(1,178,311.07)	2,033.93
Total Disbursements Program	4,264,730.41	3,123,602.66	7,388,333.07
Less: *Actual Disbursements	3,084,385.41	3,417,509.32	6,501,894.73
(Over)/Under spending	1,180,345.00	(293,906.66)	886,438.34

Notes: \* The use of NTA is discouraged  
 Notes: \*\* Amounts should tally with the grand total disbursement (column 27).

Certified Correct:  
  
 DIÑA M. NILLOSAN  
 Agency Chief Accountant  
 Date: 

Approved by:  
  
 WILFREDO J. OBIEN  
 Director- Financial and Management Services  
 Date:



MONTHLY REPORT OF DISBURSEMENTS  
For the month of September 2019

Department: Department of Environment and Natural Resources (DENR)  
Agency: Office of the Secretary  
Operating Unit: CONSOLIDATED  
Organization Code: 10 001 0100000  
Fund Cluster: 04 - Special Account - Foreign Assisted/Grant

Particulars	Current Year Budget					Prior Year's Budget											SUB-TOTAL	Trust Liabilities				Grand Total					Remarks
	PS	MOOE	FinEx	CO	TOTAL	Prior Year's Accounts Payable					Current Year's Accounts Payable					TOTAL		PS	MOOE	CO	TOTAL	PS	MOOE	FinEx	CO	TOTAL	
						PS	MOOE	FinEx	CO	Sub-Total	PS	MOOE	FinEx	CO	Sub-Total												
1	2	3	4	5	6=(2+3+4+5)	7	8	9	10	11=(7+8+9+10)	12	13	14	15	16=(12+13+14+15)	17=(11+16)	18=(6+17)	19	20	21	22=(19+20+21)	23	24	25	26	27=(23+24+25+26)	28
CASH DISBURSEMENTS	-	268,370.89	-	-	268,370.89	-	-	-	-	-	-	-	-	-	-	-	268,370.89	-	-	-	-	-	-	-	-	268,370.89	-
Notice of Cash Allocation (NCA)	-	-	-	-	-	-	-	-	-	-	-	-	-	-	-	-	-	-	-	-	-	-	-	-	-	-	-
MDS Checks Issued	-	-	-	-	-	-	-	-	-	-	-	-	-	-	-	-	-	-	-	-	-	-	-	-	-	-	-
Advice to Debit Account	-	-	-	-	-	-	-	-	-	-	-	-	-	-	-	-	-	-	-	-	-	-	-	-	-	-	-
Notice of Transfer Allocations (NTA)	-	-	-	-	-	-	-	-	-	-	-	-	-	-	-	-	-	-	-	-	-	-	-	-	-	-	-
MDS Checks Issued	-	-	-	-	-	-	-	-	-	-	-	-	-	-	-	-	-	-	-	-	-	-	-	-	-	-	-
Advice to Debit Account	-	-	-	-	-	-	-	-	-	-	-	-	-	-	-	-	-	-	-	-	-	-	-	-	-	-	-
Working Fund for FAPs	-	268,370.89	-	-	268,370.89	-	-	-	-	-	-	-	-	-	-	-	268,370.89	-	-	-	-	-	-	-	268,370.89	-	
Cash Disbursement Ceiling (CDC)	-	-	-	-	-	-	-	-	-	-	-	-	-	-	-	-	-	-	-	-	-	-	-	-	-	-	-
<b>TOTAL CASH DISBURSEMENTS</b>	-	268,370.89	-	-	268,370.89	-	-	-	-	-	-	-	-	-	-	-	268,370.89	-	-	-	-	-	-	-	268,370.89	-	
NON-CASH DISBURSEMENTS	-	4,270.98	-	-	4,270.98	-	-	-	-	-	-	-	-	-	-	-	4,270.98	-	-	-	-	-	-	-	4,270.98	-	
Tax Remittance Advices Issued	-	-	-	-	-	-	-	-	-	-	-	-	-	-	-	-	-	-	-	-	-	-	-	-	-	-	
Non-Cash Availment Authority	-	-	-	-	-	-	-	-	-	-	-	-	-	-	-	-	-	-	-	-	-	-	-	-	-	-	
Disbursements effected through outright deductions from claims (please Overpayment of expenses(e.g. personnel benefits)	-	-	-	-	-	-	-	-	-	-	-	-	-	-	-	-	-	-	-	-	-	-	-	-	-	-	
Restitution for loss of government property	-	-	-	-	-	-	-	-	-	-	-	-	-	-	-	-	-	-	-	-	-	-	-	-	-	-	
Liquidated damages and similar	-	-	-	-	-	-	-	-	-	-	-	-	-	-	-	-	-	-	-	-	-	-	-	-	-	-	
Others(TEF, BTr-Documentary Stamp Tax, etc.)	-	4,270.98	-	-	4,270.98	-	-	-	-	-	-	-	-	-	-	-	4,270.98	-	-	-	-	-	-	-	4,270.98	-	
<b>TOTAL NON-CASH DISBURSEMENTS</b>	-	4,270.98	-	-	4,270.98	-	-	-	-	-	-	-	-	-	-	-	4,270.98	-	-	-	-	-	-	-	4,270.98	-	
<b>GRAND TOTAL</b>	-	272,641.87	-	-	272,641.87	-	-	-	-	-	-	-	-	-	-	-	272,641.87	-	-	-	-	-	-	-	272,641.87	-	


SUMMARY

Particulars	Previous	This Month	As at Date
(1)	(2)	(3)	(4)
Total Disbursement Authorities Received	7,340,597.04	570,351.20	7,910,948.24
NCA	824,524.75	-	824,524.75
NTA	-	-	-
Working Fund	6,516,072.29	570,351.20	7,086,423.49
TRA	-	-	-
CDC	-	-	-
NCAA	-	-	-
Less: Notice of Transfer of Allocations (NTA)* issued	127,574.75	-	127,574.75
Total Disbursement Authorities Available	7,213,022.29	570,351.20	7,783,373.49
Less:			
Lapsed NCA	-	-	-
Disbursements	2,752,802.62	272,641.87	3,025,444.49
Less: Other Non-Cash Disbursements			
Disbursements effected through outright deductions from claims	-	-	-
Overpayment of expenses(e.g. personnel benefits)	-	-	-
Restitution for loss of government property	-	-	-
Liquidated damages and similar claims	-	-	-
Others (e.g. TEF, BTr, Docs Stamp, etc.)	-	-	-
Add/Less: Adjustments (e.g. cancelled/staled checks)	2,446.61	1,115.78	3,562.39
Balance of Disbursement Authorities as at date	4,462,666.28	298,825.11	4,761,491.39
Total Disbursements Program	7,215,468.90	571,466.98	7,786,935.88
Less: *Actual Disbursements	2,752,802.62	272,641.87	3,025,444.49
(Over)/Under spending	4,462,666.28	298,825.11	4,761,491.39

Notes: \* The use of NTA is discouraged

Notes: \*\* Amounts should tally with the grand total disbursement

Certified Correct:

  
DIANA M. NILLOSAN

Agency Chief Accountant

Date:

Approved by:

  
WILFREDO J. OBIEN

Director- Financial and Management Services

Date:



MONTHLY REPORT OF DISBURSEMENTS  
For the month of September 2019

Department: Department of Environment and Natural Resources (DENR)  
Agency: Office of the Secretary  
Operating Unit: CONSOLIDATED  
Organization Code 10 001 0100000  
Fund Cluster: 07 - Trust Fund

Particulars	Current Year Budget					Prior Year's Budget											SUB-TOTAL	Trust Liabilities				Grand Total					Remarks
	PS	MOOE	FinEx	CO	TOTAL	Prior Year's Accounts Payable					Current Year's Accounts Payable					TOTAL		PS	MOOE	CO	TOTAL	PS	MOOE	FinEx	CO	TOTAL	
						PS	MOOE	FinEx	CO	Sub-Total	PS	MOOE	FinEx	CO	Sub-Total												
1	2	3	4	5	6=(2+3+4+5)	7	8	9	10	11=(7+8+9+10)	12	13	14	15	16=(12+13+14+15)	17=(11+16)	18=(6+17)	19	20	21	22=(19+20+21)	23	24	25	26	27=(23+24+25+26)	28
MDS Checks Issued	-	-	-	72,668.00	72,668.00	-	-	-	-	-	-	-	-	-	-	-	72,668.00	-	-	-	-	-	-	-	-	72,668.00	72,668.00
Advice to Debit Account	105,003.69	1,470,955.44	-	-	1,575,959.13	-	-	-	-	-	-	-	-	-	-	-	1,575,959.13	-	-	-	-	105,003.69	1,470,955.44	-	-	1,575,959.13	
MDS Checks Issued	-	-	-	-	-	-	-	-	-	-	-	-	-	-	-	-	-	-	-	-	-	-	-	-	-	-	
Advice to Debit Account	-	-	-	-	-	-	-	-	-	-	-	-	-	-	-	-	-	-	-	-	-	-	-	-	-	-	
Working Fund for FAPs	-	-	-	-	-	-	-	-	-	-	-	-	-	-	-	-	-	-	-	-	-	-	-	-	-	-	
Cash Disbursement Ceiling (CDC)	-	-	-	-	-	-	-	-	-	-	-	-	-	-	-	-	-	-	-	-	-	-	-	-	-	-	
Tax Remittance Advices Issued (TRA)	3,247.55	62,625.90	-	-	65,873.45	-	-	-	-	-	-	-	-	-	-	-	65,873.45	-	-	-	-	3,247.55	62,625.90	-	-	65,873.45	
Non-Cash Availment Authority (NCAA)	-	-	-	-	-	-	-	-	-	-	-	-	-	-	-	-	-	-	-	-	-	-	-	-	-	-	
Disbursements effected through outright deductions from claims (please specify...)	-	-	-	-	-	-	-	-	-	-	-	-	-	-	-	-	-	-	-	-	-	-	-	-	-	-	
Overpayment of expenses(e.g. personnel benefits)	-	-	-	-	-	-	-	-	-	-	-	-	-	-	-	-	-	-	-	-	-	-	-	-	-	-	
Restitution for loss of government property	-	-	-	-	-	-	-	-	-	-	-	-	-	-	-	-	-	-	-	-	-	-	-	-	-	-	
Liquidated damages and similar claims	-	-	-	-	-	-	-	-	-	-	-	-	-	-	-	-	-	-	-	-	-	-	-	-	-	-	
Others(TEF, BTr-Documentary Stamp Tax, etc.)	-	-	-	-	-	-	-	-	-	-	-	-	-	-	-	-	-	-	-	-	-	-	-	-	-	-	
<b>TOTAL NON-CASH DISBURSEMENTS</b>	<b>3,247.55</b>	<b>62,625.90</b>	<b>-</b>	<b>-</b>	<b>65,873.45</b>	<b>-</b>	<b>-</b>	<b>-</b>	<b>-</b>	<b>-</b>	<b>-</b>	<b>-</b>	<b>-</b>	<b>-</b>	<b>-</b>	<b>-</b>	<b>65,873.45</b>	<b>-</b>	<b>-</b>	<b>-</b>	<b>-</b>	<b>3,247.55</b>	<b>62,625.90</b>	<b>-</b>	<b>-</b>	<b>65,873.45</b>	
<b>GRAND TOTAL</b>	<b>108,251.24</b>	<b>1,533,581.34</b>	<b>-</b>	<b>72,668.00</b>	<b>1,714,500.58</b>	<b>-</b>	<b>-</b>	<b>-</b>	<b>-</b>	<b>-</b>	<b>-</b>	<b>-</b>	<b>-</b>	<b>-</b>	<b>-</b>	<b>-</b>	<b>1,714,500.58</b>	<b>-</b>	<b>-</b>	<b>-</b>	<b>-</b>	<b>108,251.24</b>	<b>1,533,581.34</b>	<b>-</b>	<b>72,668.00</b>	<b>1,714,500.58</b>	

SUMMARY

Particulars	Previous Report	This Month	As at Date
(1)	(2)	(3)	(4)
Total Disbursement Authorities Received	9,046,652.78	7,897,378.45	16,944,031.23
NCA	8,643,477.00	7,831,505.00	16,474,982.00
NTA	-	-	-
Working Fund	-	-	-
TRA	403,175.78	65,873.45	469,049.23
CDC	-	-	-
NCAA	-	-	-
Less: Notice of Transfer of Allocations (NTA)* issued	-	-	-
Total Disbursement Authorities Available	9,046,652.78	7,897,378.45	16,944,031.23
Less:			
Lapsed NCA	-	-	-
Disbursements	5,867,554.06	1,714,500.58	7,582,054.64
Less: Other Non-Cash Disbursements			
Disbursements effected through outright deductions from claims	-	-	-
Overpayment of expenses(e.g. personnel benefits)	-	-	-
Restitution for loss of government property	-	-	-
Liquidated damages and similar claims	-	-	-
Others (e.g. TEF, BTr, Docs Stamp, etc.)	-	-	-
Add/Less: Adjustments (e.g. cancelled/staled checks)	-	-	-
Balance of Disbursement Authorities as at date	3,179,098.72	6,182,877.87	9,361,976.59
Total Disbursements Program	9,046,652.78	7,897,378.45	16,944,031.23
Less: *Actual Disbursements	5,867,554.06	1,714,500.58	7,582,054.64
(Over)/Under spending	3,179,098.72	6,182,877.87	9,361,976.59

Notes: \* The use of NTA is discouraged

Notes: \*\* Amounts should tally with the grand total disbursement (column 27).

Certified Correct:

  
DIÑA M. NILLOSAN

Agency Chief Accountant

Date:

Approved by:

  
WILFREDO J. OBIEN

Director- Financial and Management Services

Date: