

MONTHLY REPORT OF DISBURSEMENTS
For the month of October 2022

Department: Department of Environment and Natural Resources (DENR)
Agency: Office of the Secretary
Operating Unit: ALL
Organization Code: 10 001 0100000
Fund Cluster: 01 - Regular Agency Fund

Main financial table with columns for Particulars, Current Year Budget (PS, MOOE, FinEx, CO, TOTAL), Prior Year's Budget (Accounts Payable, Current Year's Accounts Payable, TOTAL), SUB-TOTAL, Trust Liabilities (PS, MOOE, CO, TOTAL), Grand Total (PS, MOOE, FinEx, CO, TOTAL), and Remarks. Rows include CASH DISBURSEMENTS, NON-CASH DISBURSEMENTS, and GRAND TOTAL.

SUMMARY table with columns: Particulars (1), Previous Report (2), This Month (3), As at Date (4). Rows include Total Disbursement Authorities Received, Less: Notice of Transfer of Allocations (NTA)* issued, Total Disbursement Authorities Available, Less: Lapsed NCA, Disbursements, Less: Other Non-Cash Disbursements, Balance of Disbursement Authorities as at date, Total Disbursements Program, Less: **Actual Disbursements, (Over)/Under spending.



Notes: * The use of NTA is discouraged
** Amounts should tally with the grand total disbursement (column 27).
***Other Non-Cash Disbursements are from CAR and Region 3.

MONTHLY REPORT OF DISBURSEMENTS
For the month of October 2022

Department: Department of Environment and Natural Resources (DENR)
 Agency: Office of the Secretary
 Operating Unit: ALL
 Organization Code: 10 001 0100000
 Fund Cluster: 01 - Regular Agency Fund

| Particulars | Current Year Budget | | | | | Prior Year's Budget | | | | | | | | | | SUB-TOTAL | Trust Liabilities | | | | Grand Total | | | | | Remarks |
|-------------|---------------------|------|-------|----|-------|-------------------------------|------|-------|----|-----------|---------------------------------|------|-------|----|-----------|-----------|-------------------|------|----|-----------------------|-------------|------|-------|----|-------|---------|
| | PS | MOOE | FinEx | CO | TOTAL | Prior Year's Accounts Payable | | | | | Current Year's Accounts Payable | | | | | | PS | MOOE | CO | T O T A L | PS | MOOE | FinEx | CO | TOTAL | |
| | | | | | | PS | MOOE | FinEx | CO | Sub-Total | PS | MOOE | FinEx | CO | Sub-Total | | | | | | | | | | | |


Certified Correct:


DIÑA M. NILLOSAN
 Agency Chief Accountant
 Date: 

Recommending Approval:


ANGELITO V. FONTANILLA
 Director, Financial and Management Service
 Date:

Approved by:


ENGR. NONITA S. CAGUIOA
 Assistant Secretary
 Finance, Information Systems and Mining Concerns
 Date:

MONTHLY REPORT OF DISBURSEMENTS
For the month of October 2022

Department: Department of Environment and Natural Resources (DENR)
 Agency: Office of the Secretary
 Operating Unit: ALL
 Organization Code: 10 001 0100000
 Fund Cluster: 02 - Foreign Assisted Projects Fund (LP)

| Particulars | Current Year Budget | | | | | Prior Year's Budget | | | | | | | | | | | SUB-TOTAL | Trust Liabilities | | | | Grand Total | | | | | Remarks | |
|--|---------------------|-------------------|--------|----------------------|----------------------|-------------------------------|---------------------|-------|----------------------|----------------------|---------------------------------|------|-------|---------------------|---------------------|----------------------|----------------------|-------------------|------|----|---------------|-------------|------|--------|---------------------|------------------|----------------------|----------------------|
| | PS | MOOE | Fin Ex | CO | TOTAL | Prior Year's Accounts Payable | | | | | Current Year's Accounts Payable | | | | | TOTAL | | PS | MOOE | CO | TOTAL | PS | MOOE | Fin Ex | CO | TOTAL | | |
| | | | | | | PS | MOOE | FinEx | CO | Sub-Total | PS | MOOE | FinEx | CO | Sub-Total | | | | | | | | | | | | | |
| 1 | 2 | 3 | 4 | 5 | 6=(2+3+4+5) | 7 | 8 | 9 | 10 | 11=(7+8+9+10) | 12 | 13 | 14 | 15 | 16=(12+13+14+15) | 17=(11+16) | 18=(6+17) | 19 | 20 | 21 | 22=(19+20+21) | 23 | 24 | 25 | 26 | 27=(23+24+25+26) | 28 | |
| CASH DISBURSEMENTS | - | 582,877.69 | - | 11,204,502.14 | 11,787,379.83 | - | 2,783,000.16 | - | 45,084,580.68 | 47,867,580.84 | - | - | - | 9,574,136.69 | 9,574,136.69 | 57,441,717.53 | 69,229,097.36 | - | - | - | - | - | - | - | 3,365,877.85 | - | 65,863,219.51 | 69,229,097.36 |
| Notice of Cash Allocation (NCA) | - | - | - | - | - | - | - | - | - | - | - | - | - | - | - | - | - | - | - | - | - | - | - | - | - | - | - | - |
| MDS Checks Issued | - | - | - | - | - | - | - | - | - | - | - | - | - | - | - | - | - | - | - | - | - | - | - | - | - | - | - | - |
| Advice to Debit Account | - | - | - | - | - | - | - | - | - | - | - | - | - | - | - | - | - | - | - | - | - | - | - | - | - | - | - | - |
| Notice of Transfer Allocations (NTA) | - | - | - | 614,122.38 | 614,122.38 | - | - | - | - | - | - | - | - | - | - | - | 614,122.38 | - | - | - | - | - | - | - | - | 614,122.38 | 614,122.38 | |
| MDS Checks Issued | - | - | - | - | - | - | - | - | - | - | - | - | - | - | - | - | - | - | - | - | - | - | - | - | - | - | - | - |
| Advice to Debit Account | - | - | - | 614,122.38 | 614,122.38 | - | - | - | - | - | - | - | - | - | - | - | 614,122.38 | - | - | - | - | - | - | - | - | 614,122.38 | 614,122.38 | |
| Working Fund for FAPs | - | 582,877.69 | - | 10,590,379.76 | 11,173,257.45 | - | 2,783,000.16 | - | 45,084,580.68 | 47,867,580.84 | - | - | - | 9,574,136.69 | 9,574,136.69 | 57,441,717.53 | 68,614,974.98 | - | - | - | - | - | - | - | 3,365,877.85 | - | 65,249,097.13 | 68,614,974.98 |
| Cash Disbursement Ceiling (CDC) | - | - | - | - | - | - | - | - | - | - | - | - | - | - | - | - | - | - | - | - | - | - | - | - | - | - | - | - |
| TOTAL CASH DISBURSEMENTS | - | 582,877.69 | - | 11,204,502.14 | 11,787,379.83 | - | 2,783,000.16 | - | 45,084,580.68 | 47,867,580.84 | - | - | - | 9,574,136.69 | 9,574,136.69 | 57,441,717.53 | 69,229,097.36 | - | - | - | - | - | - | - | 3,365,877.85 | - | 65,863,219.51 | 69,229,097.36 |
| NON-CASH DISBURSEMENTS | - | - | - | - | - | - | - | - | - | - | - | - | - | - | - | - | - | - | - | - | - | - | - | - | - | - | - | - |
| Tax Remittance Advices Issued (TRA) | - | - | - | - | - | - | - | - | - | - | - | - | - | - | - | - | - | - | - | - | - | - | - | - | - | - | - | - |
| Non-Cash Availment Authority (NCAA) | - | - | - | - | - | - | - | - | - | - | - | - | - | - | - | - | - | - | - | - | - | - | - | - | - | - | - | - |
| Disbursements effected through outright deductions from claims (please specify...) | - | - | - | - | - | - | - | - | - | - | - | - | - | - | - | - | - | - | - | - | - | - | - | - | - | - | - | - |
| Overpayment of expenses(e.g. personnel benefits) | - | - | - | - | - | - | - | - | - | - | - | - | - | - | - | - | - | - | - | - | - | - | - | - | - | - | - | - |
| Restitution for loss of government property | - | - | - | - | - | - | - | - | - | - | - | - | - | - | - | - | - | - | - | - | - | - | - | - | - | - | - | - |
| Liquidated damages and similar claims | - | - | - | - | - | - | - | - | - | - | - | - | - | - | - | - | - | - | - | - | - | - | - | - | - | - | - | - |
| Others(TEF, BTr-Documentary Stamp Tax, etc.) | - | - | - | - | - | - | - | - | - | - | - | - | - | - | - | - | - | - | - | - | - | - | - | - | - | - | - | - |
| TOTAL NON-CASH DISBURSEMENTS | - | - | - | - | - | - | - | - | - | - | - | - | - | - | - | - | - | - | - | - | - | - | - | - | - | - | - | - |
| GRAND TOTAL | - | 582,877.69 | - | 11,204,502.14 | 11,787,379.83 | - | 2,783,000.16 | - | 45,084,580.68 | 47,867,580.84 | - | - | - | 9,574,136.69 | 9,574,136.69 | 57,441,717.53 | 69,229,097.36 | - | - | - | - | - | - | - | 3,365,877.85 | - | 65,863,219.51 | 69,229,097.36 |

SUMMARY

| Particulars | Previous Report | This Month | As at Date |
|--|------------------|-----------------|------------------|
| (1) | (2) | (3) | (4) |
| Total Disbursement Authorities Received | 1,358,509,012.45 | 75,398,429.92 | 1,433,907,442.37 |
| NCA | - | - | - |
| NTA/Funding Check (FC) Received | 640,784,932.57 | 49,313,512.11 | 690,098,444.68 |
| Working Fund | 717,724,079.88 | 26,084,917.81 | 743,808,997.69 |
| TRA | - | - | - |
| CDC | - | - | - |
| NCAA | - | - | - |
| Less: Notice of Transfer of Allocations (NTA)/Funding Check (FC)* issued | 662,243,824.00 | 31,041,952.00 | 693,285,776.00 |
| Total Disbursement Authorities Available | 696,265,188.45 | 44,356,477.92 | 740,621,666.37 |
| Less: | | | |
| Lapsed NCA | - | - | - |
| Disbursements | 629,575,852.81 | 69,229,097.36 | 698,804,950.17 |
| Less: Other Non-Cash Disbursements | - | - | - |
| Disbursements effected through outright deductions from claims | - | - | - |
| Overpayment of expenses(e.g. personnel benefits) | - | - | - |
| Restitution for loss of government property | - | - | - |
| Liquidated damages and similar claims | - | - | - |
| Others (e.g. TEF, BTr, Docs Stamp, etc.) | - | - | - |
| Add/Less: Adjustments (e.g. cancelled/staled checks) | 66,672.58 | (99,401.75) | (12,729.17) |
| Balance of Disbursement Authorities as at date | 66,776,008.22 | (24,972,021.19) | 41,803,987.03 |
| Total Disbursements Program | 696,351,861.03 | 44,257,076.17 | 740,608,937.20 |
| Less: **Actual Disbursements | 629,575,852.81 | 69,229,097.36 | 698,804,950.17 |
| (Over)/Under spending | 66,776,008.22 | (24,972,021.19) | 41,803,987.03 |

Notes: * The use of NTA is discouraged

** Amounts should tally with the grand total disbursement (column 27).

MONTHLY REPORT OF DISBURSEMENTS
For the month of October 2022

Department: Department of Environment and Natural Resources (DENR)
 Agency: Office of the Secretary
 Operating Unit: ALL
 Organization Code: 10 001 0100000
 Fund Cluster: 02 - Foreign Assisted Projects Fund (LP)

| Particulars | Current Year Budget | | | | | Prior Year's Budget | | | | | | | | | | SUB-TOTAL | Trust Liabilities | | | | Grand Total | | | | | Remarks | |
|-------------|---------------------|------|--------|----|-------------|-------------------------------|------|-------|----|---------------|---------------------------------|------|-------|----|------------------|------------|-------------------|----|------|----|---------------|----|------|--------|----|------------------|-------|
| | PS | MOOE | Fin Ex | CO | TOTAL | Prior Year's Accounts Payable | | | | | Current Year's Accounts Payable | | | | | | TOTAL | PS | MOOE | CO | TOTAL | PS | MOOE | Fin Ex | CO | | TOTAL |
| | | | | | | PS | MOOE | FinEx | CO | Sub-Total | PS | MOOE | FinEx | CO | Sub-Total | | | | | | | | | | | | |
| 1 | 2 | 3 | 4 | 5 | 6=(2+3+4+5) | 7 | 8 | 9 | 10 | 11=(7+8+9+10) | 12 | 13 | 14 | 15 | 16=(12+13+14+15) | 17=(11+16) | 18=(6+17) | 19 | 20 | 21 | 22=(19+20+21) | 23 | 24 | 25 | 26 | 27=(23+24+25+26) | 28 |

Certified Correct:

Dina M. Nillosan
DIÑA M. NILLOSAN
 Agency Chief Accountant
 Date: *10/11/22*

Recommending Approval:

Angelito V. Fontanilla
ANGELITO V. FONTANILLA
 Director, Financial and Management Service
 Date:

Approved by:

Nonita S. Caguioa
ENGR. NONITA S. CAGUIOA
 Assistant Secretary
 Finance, Information Systems and Mining Concerns

MONTHLY REPORT OF DISBURSEMENTS
For the month of October 2022

Department: Department of Environment and Natural Resources (DENR)
 Agency: Office of the Secretary
 Operating Unit: ALL
 Organization Code: 10 001 0100000
 Fund Cluster: 02 - Foreign Assisted Projects Fund (GOP)

| Particulars | Current Year Budget | | | | | Prior Year's Budget | | | | | | | | | | | SUB-TOTAL | Trust Liabilities | | | | Grand Total | | | | | Remarks | | |
|--|---------------------|---------------------|--------|---------------------|---------------------|-------------------------------|---------------------|-------|-------------------|---------------------|---------------------------------|------------------|-------|----|---------------------|---------------------|----------------------|-------------------|------|----|---------------|-------------|------|--------|----------------------|---------------------|---------------------|----------------------|---------------------|
| | PS | MOOE | Fin Ex | CO | TOTAL | Prior Year's Accounts Payable | | | | | Current Year's Accounts Payable | | | | | TOTAL | | PS | MOOE | CO | TOTAL | PS | MOOE | Fin Ex | CO | TOTAL | | | |
| | | | | | | PS | MOOE | FinEx | CO | Sub-Total | PS | MOOE | FinEx | CO | Sub-Total | | | | | | | | | | | | | | |
| 1 | 2 | 3 | 4 | 5 | 6=(2+3+4+5) | 7 | 8 | 9 | 10 | 11=(7+8+9+10) | 12 | 13 | 14 | 15 | 16=(12+13+14+15) | 17=(11+16) | 18=(6+17) | 19 | 20 | 21 | 22=(19+20+21) | 23 | 24 | 25 | 26 | 27=(23+24+25+26) | 28 | | |
| CASH DISBURSEMENTS | - | 4,920,086.16 | - | (586,871.51) | 4,333,214.65 | - | 41,559.89 | - | 284,622.08 | 326,181.97 | - | 14,159.68 | - | - | 14,159.68 | 340,341.65 | 4,673,556.30 | - | - | - | - | - | - | - | - | 4,975,805.73 | - | (302,249.43) | 4,673,556.30 |
| Notice of Cash Allocation (NCA) | - | - | - | - | - | - | - | - | - | - | - | - | - | - | - | - | - | - | - | - | - | - | - | - | - | - | - | - | |
| MDS Checks Issued | - | - | - | - | - | - | - | - | - | - | - | - | - | - | - | - | - | - | - | - | - | - | - | - | - | - | - | - | |
| Advice to Debit Account | - | - | - | - | - | - | - | - | - | - | - | - | - | - | - | - | - | - | - | - | - | - | - | - | - | - | - | - | |
| Notice of Transfer Allocations (NTA) | - | 4,920,086.16 | - | (586,871.51) | 4,333,214.65 | - | 41,559.89 | - | 284,622.08 | 326,181.97 | - | 14,159.68 | - | - | 14,159.68 | 340,341.65 | 4,673,556.30 | - | - | - | - | - | - | - | - | 4,975,805.73 | - | (302,249.43) | 4,673,556.30 |
| MDS Checks Issued | - | 850,352.29 | - | 26,684.00 | 877,036.29 | - | - | - | 49,918.00 | 49,918.00 | - | 12,913.68 | - | - | 12,913.68 | 62,831.68 | 939,867.97 | - | - | - | - | - | - | - | - | 863,265.97 | - | 76,602.00 | 939,867.97 |
| Advice to Debit Account | - | 4,069,733.87 | - | (613,555.51) | 3,456,178.36 | - | 41,559.89 | - | 234,704.08 | 276,263.97 | - | 1,246.00 | - | - | 1,246.00 | 277,509.97 | 3,733,688.33 | - | - | - | - | - | - | - | - | 4,112,539.76 | - | (378,851.43) | 3,733,688.33 |
| Working Fund for FAPs | - | - | - | - | - | - | - | - | - | - | - | - | - | - | - | - | - | - | - | - | - | - | - | - | - | - | - | - | |
| Cash Disbursement Ceiling (CDC) | - | - | - | - | - | - | - | - | - | - | - | - | - | - | - | - | - | - | - | - | - | - | - | - | - | - | - | - | |
| TOTAL CASH DISBURSEMENTS | - | 4,920,086.16 | - | (586,871.51) | 4,333,214.65 | - | 41,559.89 | - | 284,622.08 | 326,181.97 | - | 14,159.68 | - | - | 14,159.68 | 340,341.65 | 4,673,556.30 | - | - | - | - | - | - | - | - | 4,975,805.73 | - | (302,249.43) | 4,673,556.30 |
| NON-CASH DISBURSEMENTS | - | 4,405,863.21 | - | 916,452.74 | 5,322,315.95 | - | 1,117,318.26 | - | 648,215.67 | 1,765,533.93 | - | - | - | - | 1,765,533.93 | 7,087,849.88 | - | - | - | - | - | - | - | - | 5,523,181.47 | - | 1,564,668.41 | 7,087,849.88 | |
| Tax Remittance Advices Issued (TRA) | - | 4,405,863.21 | - | 916,452.74 | 5,322,315.95 | - | 1,117,318.26 | - | 648,215.67 | 1,765,533.93 | - | - | - | - | 1,765,533.93 | 7,087,849.88 | - | - | - | - | - | - | - | - | 5,523,181.47 | - | 1,564,668.41 | 7,087,849.88 | |
| Non-Cash Availment Authority (NCAA) | - | - | - | - | - | - | - | - | - | - | - | - | - | - | - | - | - | - | - | - | - | - | - | - | - | - | - | - | |
| Disbursements effected through outright deductions from claims (please specify...) | - | - | - | - | - | - | - | - | - | - | - | - | - | - | - | - | - | - | - | - | - | - | - | - | - | - | - | - | |
| Overpayment of expenses(e.g. personnel benefits) | - | - | - | - | - | - | - | - | - | - | - | - | - | - | - | - | - | - | - | - | - | - | - | - | - | - | - | - | |
| Restitution for loss of government property | - | - | - | - | - | - | - | - | - | - | - | - | - | - | - | - | - | - | - | - | - | - | - | - | - | - | - | - | |
| Liquidated damages and similar claims | - | - | - | - | - | - | - | - | - | - | - | - | - | - | - | - | - | - | - | - | - | - | - | - | - | - | - | - | |
| Others(TEF, BTr-Documentary Stamp Tax, etc.) | - | - | - | - | - | - | - | - | - | - | - | - | - | - | - | - | - | - | - | - | - | - | - | - | - | - | - | - | |
| TOTAL NON-CASH DISBURSEMENTS | - | 4,405,863.21 | - | 916,452.74 | 5,322,315.95 | - | 1,117,318.26 | - | 648,215.67 | 1,765,533.93 | - | - | - | - | 1,765,533.93 | 7,087,849.88 | - | - | - | - | - | - | - | - | 5,523,181.47 | - | 1,564,668.41 | 7,087,849.88 | |
| GRAND TOTAL | - | 9,325,949.37 | - | 329,581.23 | 9,655,530.60 | - | 1,158,878.15 | - | 932,837.75 | 2,091,715.90 | - | 14,159.68 | - | - | 14,159.68 | 2,105,875.58 | 11,761,406.18 | - | - | - | - | - | - | - | 10,498,987.20 | - | 1,262,418.98 | 11,761,406.18 | |

SUMMARY

| Particulars | Previous Report | This Month | As at Date |
|--|-----------------|---------------|----------------|
| (1) | (2) | (3) | (4) |
| Total Disbursement Authorities Received | 222,319,581.55 | 26,673,849.88 | 248,993,431.43 |
| NCA | 91,653,574.00 | 9,793,000.00 | 101,446,574.00 |
| NTA | 92,460,908.18 | 9,793,000.00 | 102,253,908.18 |
| Working Fund | - | - | - |
| TRA | 38,205,099.37 | 7,087,849.88 | 45,292,949.25 |
| CDC | - | - | - |
| NCAA | - | - | - |
| Less: Notice of Transfer of Allocations (NTA)* issued | 92,460,908.18 | 9,793,000.00 | 102,253,908.18 |
| Total Disbursement Authorities Available | 129,858,673.37 | 16,880,849.88 | 146,739,523.25 |
| Less: | | | |
| Lapsed NCA | 1,468,041.03 | - | 1,468,041.03 |
| Disbursements | 129,096,933.97 | 11,761,406.18 | 140,858,340.15 |
| Less: Other Non-Cash Disbursements | - | - | - |
| Disbursements effected through outright deductions from claims | - | - | - |
| Overpayment of expenses(e.g. personnel benefits) | - | - | - |
| Restitution for loss of government property | - | - | - |
| Liquidated damages and similar claims | - | - | - |
| Others (e.g. TEF, BTr, Docs Stamp, etc.) | - | - | - |
| Add/Less: Adjustments (e.g. cancelled/staled checks) | 63,280.65 | 6,456.32 | 69,736.97 |
| Balance of Disbursement Authorities as at date | (643,020.98) | 5,125,900.02 | 4,482,879.04 |
| Total Disbursements Program | 129,921,954.02 | 16,887,306.20 | 146,809,260.22 |
| Less: **Actual Disbursements | 129,096,933.97 | 11,761,406.18 | 140,858,340.15 |
| (Over)/Under spending | 825,020.05 | 5,125,900.02 | 5,950,920.07 |

Notes: * The use of NTA is discouraged

MONTHLY REPORT OF DISBURSEMENTS
For the month of October 2022

Department: Department of Environment and Natural Resources (DENR)
 Agency: Office of the Secretary
 Operating Unit: ALL
 Organization Code: 10 001 0100000
 Fund Cluster: 02 - Foreign Assisted Projects Fund (GOP)

| Particulars | Current Year Budget | | | | | Prior Year's Budget | | | | | | | | | | | SUB-TOTAL | Trust Liabilities | | | | Grand Total | | | | | Remarks |
|-------------|---------------------|------|--------|----|-------------|-------------------------------|------|-------|----|---------------|---------------------------------|------|-------|----|------------------|------------|-----------|-------------------|------|----|---------------|-------------|------|--------|----|------------------|---------|
| | PS | MOOE | Fin Ex | CO | TOTAL | Prior Year's Accounts Payable | | | | | Current Year's Accounts Payable | | | | | TOTAL | | PS | MOOE | CO | TOTAL | PS | MOOE | Fin Ex | CO | TOTAL | |
| | | | | | | PS | MOOE | FinEx | CO | Sub-Total | PS | MOOE | FinEx | CO | Sub-Total | | | | | | | | | | | | |
| 1 | 2 | 3 | 4 | 5 | 6=(2+3+4+5) | 7 | 8 | 9 | 10 | 11=(7+8+9+10) | 12 | 13 | 14 | 15 | 16=(12+13+14+15) | 17=(11+16) | 18=(6+17) | 19 | 20 | 21 | 22=(19+20+21) | 23 | 24 | 25 | 26 | 27=(23+24+25+26) | 28 |

** Amounts should tally with the grand total disbursement (column 27).

Certified Correct:

Dina M. Nillosan
DIÑA M. NILLOSAN
 Agency Chief Accountant
 Date: *10/20/22*

Recommending Approval:

Angelito V. Fontanilla
ANGELITO V. FONTANILLA
 Director, Financial and Management Service
 Date:

Approved by:

Nonita S. Caguioa
ENGR. NONITA S. CAGUIOA
 Assistant Secretary
 Finance, Information Systems and Mining Concerns


MONTHLY REPORT OF DISBURSEMENTS
For the month of October 2022

Department: Department of Environment and Natural Resources (DENR)
Agency: Office of the Secretary
Operating Unit: ALL
Organization Code: 10 001 0100000
Fund Cluster: 03 - Special Account - Locally Funded

| Particulars | Current Year Budget | | | | | Prior Year's Budget | | | | | | | | | | | SUB-TOTAL | Trust Liabilities | | | | Grand Total | | | | | Remarks |
|--|---------------------|------------|-------|----|-------------|-------------------------------|------|-------|----|---------------|---------------------------------|------|-------|----|------------------|------------|------------|-------------------|------|----|---------------|-------------|------|-------|----|------------------|------------|
| | PS | MOOE | FinEx | CO | TOTAL | Prior Year's Accounts Payable | | | | Sub-Total | Current Year's Accounts Payable | | | | | TOTAL | | PS | MOOE | CO | TOTAL | PS | MOOE | FinEx | CO | TOTAL | |
| | | | | | | PS | MOOE | FinEx | CO | | PS | MOOE | FinEx | CO | Sub-Total | | | | | | | | | | | | |
| 1 | 2 | 3 | 4 | 5 | 6=(2+3+4+5) | 7 | 8 | 9 | 10 | 11=(7+8+9+10) | 12 | 13 | 14 | 15 | 16=(12+13+14+15) | 17=(11+16) | 18=(6+17) | 19 | 20 | 21 | 22=(19+20+21) | 23 | 24 | 25 | 26 | 27=(23+24+25+26) | 28 |
| CASH DISBURSEMENTS | - | 806,407.62 | - | - | 806,407.62 | - | - | - | - | - | - | - | - | - | - | - | 806,407.62 | - | - | - | - | - | - | - | - | - | 806,407.62 |
| Notice of Cash Allocation (NCA) | - | 806,407.62 | - | - | 806,407.62 | - | - | - | - | - | - | - | - | - | - | - | 806,407.62 | - | - | - | - | - | - | - | - | - | 806,407.62 |
| MDS Checks Issued | - | 385,700.00 | - | - | 385,700.00 | - | - | - | - | - | - | - | - | - | - | - | 385,700.00 | - | - | - | - | - | - | - | - | - | 385,700.00 |
| Advice to Debit Account | - | 420,707.62 | - | - | 420,707.62 | - | - | - | - | - | - | - | - | - | - | - | 420,707.62 | - | - | - | - | - | - | - | - | - | 420,707.62 |
| Notice of Transfer Allocations (NTA) | - | - | - | - | - | - | - | - | - | - | - | - | - | - | - | - | - | - | - | - | - | - | - | - | - | - | - |
| MDS Checks Issued | - | - | - | - | - | - | - | - | - | - | - | - | - | - | - | - | - | - | - | - | - | - | - | - | - | - | - |
| Advice to Debit Account | - | - | - | - | - | - | - | - | - | - | - | - | - | - | - | - | - | - | - | - | - | - | - | - | - | - | - |
| Working Fund for FAPs | - | - | - | - | - | - | - | - | - | - | - | - | - | - | - | - | - | - | - | - | - | - | - | - | - | - | - |
| Cash Disbursement Ceiling (CDC) | - | - | - | - | - | - | - | - | - | - | - | - | - | - | - | - | - | - | - | - | - | - | - | - | - | - | - |
| TOTAL CASH DISBURSEMENTS | - | 806,407.62 | - | - | 806,407.62 | - | - | - | - | - | - | - | - | - | - | - | 806,407.62 | - | - | - | - | - | - | - | - | - | 806,407.62 |
| NON-CASH DISBURSEMENTS | - | 6,975.00 | - | - | 6,975.00 | - | - | - | - | - | - | - | - | - | - | - | 6,975.00 | - | - | - | - | - | - | - | - | - | 6,975.00 |
| Tax Remittance Advices Issued (TRA) | - | 6,975.00 | - | - | 6,975.00 | - | - | - | - | - | - | - | - | - | - | - | 6,975.00 | - | - | - | - | - | - | - | - | - | 6,975.00 |
| Non-Cash Availment Authority (NCAA) | - | - | - | - | - | - | - | - | - | - | - | - | - | - | - | - | - | - | - | - | - | - | - | - | - | - | - |
| Disbursements effected through outright deductions from claims (please specify...) | - | - | - | - | - | - | - | - | - | - | - | - | - | - | - | - | - | - | - | - | - | - | - | - | - | - | - |
| Overpayment of expenses(e.g. personnel benefits) | - | - | - | - | - | - | - | - | - | - | - | - | - | - | - | - | - | - | - | - | - | - | - | - | - | - | - |
| Restitution for loss of government property | - | - | - | - | - | - | - | - | - | - | - | - | - | - | - | - | - | - | - | - | - | - | - | - | - | - | - |
| Liquidated damages and similar claims | - | - | - | - | - | - | - | - | - | - | - | - | - | - | - | - | - | - | - | - | - | - | - | - | - | - | - |
| Others(TEF, BTr-Documentary Stamp Tax, etc.) | - | - | - | - | - | - | - | - | - | - | - | - | - | - | - | - | - | - | - | - | - | - | - | - | - | - | - |
| TOTAL NON-CASH DISBURSEMENTS | - | 6,975.00 | - | - | 6,975.00 | - | - | - | - | - | - | - | - | - | - | - | 6,975.00 | - | - | - | - | - | - | - | - | - | 6,975.00 |
| GRAND TOTAL | - | 813,382.62 | - | - | 813,382.62 | - | - | - | - | - | - | - | - | - | - | - | 813,382.62 | - | - | - | - | - | - | - | - | - | 813,382.62 |


| Particulars | Previous Report | This Month | As at Date |
|--|-----------------|--------------|--------------|
| (1) | (2) | (3) | (4) |
| Total Disbursement Authorities Received | 5,054,626.23 | 4,388,225.00 | 9,442,851.23 |
| NCA | 4,831,370.00 | 4,381,250.00 | 9,212,620.00 |
| NTA | 19,057.00 | - | 19,057.00 |
| Working Fund | - | - | - |
| TRA | 204,199.23 | 6,975.00 | 211,174.23 |
| CDC | - | - | - |
| NCAA | - | - | - |
| Less: Notice of Transfer of Allocations (NTA)* issued | - | - | - |
| Total Disbursement Authorities Available | 5,054,626.23 | 4,388,225.00 | 9,442,851.23 |
| Less: | | | |
| Lapsed NCA | 3,325,651.39 | - | 3,325,651.39 |
| Disbursements | 1,728,974.84 | 813,382.62 | 2,542,357.46 |
| Less: Other Non-Cash Disbursements | - | - | - |
| Disbursements effected through outright deductions from claims | - | - | - |
| Overpayment of expenses(e.g. personnel benefits) | - | - | - |
| Restitution for loss of government property | - | - | - |
| Liquidated damages and similar claims | - | - | - |
| Others (e.g. TEF, BTr, Docs Stamp, etc.) | - | - | - |
| Add/Less: Adjustments (e.g. cancelled/staled checks) | - | - | - |
| Balance of Disbursement Authorities as at date | 0.00 | 3,574,842.38 | 3,574,842.38 |
| Total Disbursements Program | 5,054,626.23 | 4,388,225.00 | 9,442,851.23 |
| Less: *Actual Disbursements | 1,728,974.84 | 813,382.62 | 2,542,357.46 |
| (Over)/Under spending | 3,325,651.39 | 3,574,842.38 | 6,900,493.77 |

Notes: * The use of NTA is discouraged
Notes: ** Amounts should tally with the grand total disbursement (column 27).

Certified Correct:

DIÑA M. NILLOSAN
Agency Chief Accountant
Date: 10/11

Recommending Approval:

ANGELITO V. FONTANILLA
Director, Financial and Management
Date:

Approved by:

ENGR. NONITA S. CAGUIOA
Assistant Secretary
Finance, Information Systems and Mining Concerns
Date:

MONTHLY REPORT OF DISBURSEMENTS
For the month of October 2022


Department: Department of Environment and Natural Resources (DENR)
 Agency: Office of the Secretary
 Operating Unit: ALL
 Organization Code: 10 001 0100000
 Fund Cluster: 04 - Special Account - Foreign Assisted/Grant

| Particulars | Current Year Budget | | | | | Prior Year's Budget | | | | | | | | | | | SUB-TOTAL | Trust Liabilities | | | | Grand Total | | | | | Remarks |
|--|---------------------|------|-------|----|-------------|-------------------------------|------------|-------|----|---------------|---------------------------------|------|-------|----|------------------|------------|------------|-------------------|------|----|---------------|-------------|------------|-------|----|------------------|---------|
| | PS | MOOE | FinEx | CO | TOTAL | Prior Year's Accounts Payable | | | | | Current Year's Accounts Payable | | | | | TOTAL | | PS | MOOE | CO | TOTAL | PS | MOOE | FinEx | CO | TOTAL | |
| | | | | | | PS | MOOE | FinEx | CO | Sub-Total | PS | MOOE | FinEx | CO | Sub-Total | | | | | | | | | | | | |
| 1 | 2 | 3 | 4 | 5 | 6=(2+3+4+5) | 7 | 8 | 9 | 10 | 11=(7+8+9+10) | 12 | 13 | 14 | 15 | 16=(12+13+14+15) | 17=(11+16) | 18=(6+17) | 19 | 20 | 21 | 22=(19+20+21) | 23 | 24 | 25 | 26 | 27=(23+24+25+26) | 28 |
| CASH DISBURSEMENTS | - | - | - | - | - | - | 165,349.46 | - | - | 165,349.46 | - | - | - | - | - | 165,349.46 | 165,349.46 | - | - | - | - | - | 165,349.46 | - | - | 165,349.46 | - |
| Notice of Cash Allocation (NCA) | - | - | - | - | - | - | 165,349.46 | - | - | 165,349.46 | - | - | - | - | - | 165,349.46 | 165,349.46 | - | - | - | - | - | 165,349.46 | - | - | 165,349.46 | - |
| MDS Checks Issued | - | - | - | - | - | - | 165,349.46 | - | - | 165,349.46 | - | - | - | - | - | 165,349.46 | 165,349.46 | - | - | - | - | - | 165,349.46 | - | - | 165,349.46 | - |
| Advice to Debit Account | - | - | - | - | - | - | - | - | - | - | - | - | - | - | - | - | - | - | - | - | - | - | - | - | - | - | - |
| Notice of Transfer Allocations (NTA) | - | - | - | - | - | - | - | - | - | - | - | - | - | - | - | - | - | - | - | - | - | - | - | - | - | - | - |
| MDS Checks Issued | - | - | - | - | - | - | - | - | - | - | - | - | - | - | - | - | - | - | - | - | - | - | - | - | - | - | - |
| Advice to Debit Account | - | - | - | - | - | - | - | - | - | - | - | - | - | - | - | - | - | - | - | - | - | - | - | - | - | - | - |
| Working Fund for FAPs | - | - | - | - | - | - | - | - | - | - | - | - | - | - | - | - | - | - | - | - | - | - | - | - | - | - | - |
| Cash Disbursement Ceiling (CDC) | - | - | - | - | - | - | - | - | - | - | - | - | - | - | - | - | - | - | - | - | - | - | - | - | - | - | - |
| TOTAL CASH DISBURSEMENTS | - | - | - | - | - | - | 165,349.46 | - | - | 165,349.46 | - | - | - | - | - | 165,349.46 | 165,349.46 | - | - | - | - | - | 165,349.46 | - | - | 165,349.46 | - |
| NON-CASH DISBURSEMENTS | - | - | - | - | - | - | - | - | - | - | - | - | - | - | - | - | - | - | - | - | - | - | - | - | - | - | - |
| Tax Remittance Advices Issued (TRA) | - | - | - | - | - | - | - | - | - | - | - | - | - | - | - | - | - | - | - | - | - | - | - | - | - | - | - |
| Non-Cash Availment Authority (NCAA) | - | - | - | - | - | - | - | - | - | - | - | - | - | - | - | - | - | - | - | - | - | - | - | - | - | - | - |
| Disbursements effected through outright deductions from claims (please specify...) | - | - | - | - | - | - | - | - | - | - | - | - | - | - | - | - | - | - | - | - | - | - | - | - | - | - | - |
| Overpayment of expenses(e.g. personnel benefits) | - | - | - | - | - | - | - | - | - | - | - | - | - | - | - | - | - | - | - | - | - | - | - | - | - | - | - |
| Restitution for loss of government property | - | - | - | - | - | - | - | - | - | - | - | - | - | - | - | - | - | - | - | - | - | - | - | - | - | - | - |
| Liquidated damages and similar claims | - | - | - | - | - | - | - | - | - | - | - | - | - | - | - | - | - | - | - | - | - | - | - | - | - | - | - |
| Others(TEF, BTr-Documentary Stamp Tax, etc.) | - | - | - | - | - | - | - | - | - | - | - | - | - | - | - | - | - | - | - | - | - | - | - | - | - | - | - |
| TOTAL NON-CASH DISBURSEMENTS | - | - | - | - | - | - | - | - | - | - | - | - | - | - | - | - | - | - | - | - | - | - | - | - | - | - | - |
| GRAND TOTAL | - | - | - | - | - | - | 165,349.46 | - | - | 165,349.46 | - | - | - | - | - | 165,349.46 | 165,349.46 | - | - | - | - | - | 165,349.46 | - | - | 165,349.46 | - |

SUMMARY


| Particulars | Previous Report | This Month | As at Date |
|--|-----------------|--------------|---------------|
| (1) | (2) | (3) | (4) |
| Total Disbursement Authorities Received | 33,567,504.70 | - | 33,567,504.70 |
| NCA | - | - | - |
| NTA | - | - | - |
| Working Fund | 33,567,504.70 | - | 33,567,504.70 |
| TRA | - | - | - |
| CDC | - | - | - |
| NCAA | - | - | - |
| Less: Notice of Transfer of Allocations (NTA)* issued | 31,873,497.00 | - | 31,873,497.00 |
| Total Disbursement Authorities Available | 1,694,007.70 | - | 1,694,007.70 |
| Less: | | | |
| Lapsed NCA | - | - | - |
| Disbursements | 471,568.19 | 165,349.46 | 636,917.65 |
| Less: Other Non-Cash Disbursements | - | - | - |
| Disbursements effected through outright deductions from claims | - | - | - |
| Overpayment of expenses(e.g. personnel benefits) | - | - | - |
| Restitution for loss of government property | - | - | - |
| Liquidated damages and similar claims | - | - | - |
| Others (e.g. TEF, BTr, Docs Stamp, etc.) | - | - | - |
| Add/Less: Adjustments (e.g. cancelled/staled checks) | - | - | - |
| Balance of Disbursement Authorities as at date | 1,222,439.51 | (165,349.46) | 1,057,090.05 |
| Total Disbursements Program | 1,694,007.70 | - | 1,694,007.70 |
| Less: *Actual Disbursements | 471,568.19 | 165,349.46 | 636,917.65 |
| (Over)/Under spending | 1,222,439.51 | (165,349.46) | 1,057,090.05 |

Notes: * The use of NTA is discouraged
 Notes: ** Amounts should tally with the grand total disbursement (column 27).

Certified Correct:

DIÑA M. NILLOSAN
 Agency Chief Accountant
 Date: 10/11/22

Recommending Approval:

ANGELITO V. FONTANILLA
 Director, Financial and Management Service
 Date: 10/11/22

Approved by:

ENGR. NONITA S. CAGUIOA
 Assistant Secretary
 Finance, Information Systems and Mining Concerns
 Date: 10/11/22

MONTHLY REPORT OF DISBURSEMENTS
For the month of October 2022

Department: Department of Environment and Natural Resources (DENR)
Agency: Office of the Secretary
Operating Unit: ALL
Organization Code: 10 001 0100000
Fund Cluster: 07 - Trust Fund



| Particulars | Current Year Budget | | | | | Prior Year's Budget | | | | | | | | | | | Trust Liabilities | | | | Grand Total | | | | | Remarks | | |
|--|---------------------|------|-------|----|------------------|-------------------------------|------|-------|----|---------------|---------------------------------|------|-------|----|------------------|------------|-------------------|----|---------------------|------------------|---------------------|------------------|---------------------|-------|------------------|---------------------|-------|------|
| | PS | MOOE | FinEx | CO | TOTAL | Prior Year's Accounts Payable | | | | | Current Year's Accounts Payable | | | | | | SUB-TOTAL | PS | MOOE | CO | TOTAL | PS | MOOE | FinEx | CO | | TOTAL | |
| | | | | | | PS | MOOE | FinEx | CO | Sub-Total | PS | MOOE | FinEx | CO | Sub-Total | PS | | | | | | | | | | | | MOOE |
| 1 | 2 | 3 | 4 | 5 | 6=(2+3+4+5) | 7 | 8 | 9 | 10 | 11=(7+8+9+10) | 12 | 13 | 14 | 15 | 16=(12+13+14+15) | 17=(11+16) | 18=(6+17) | 19 | 20 | 21 | 22=(19+20+21) | 23 | 24 | 25 | 26 | 27=(23+24+25+26) | 28 | |
| CASH DISBURSEMENTS | - | - | - | - | - | - | - | - | - | - | - | - | - | - | - | - | - | - | 1,408,242.28 | 53,895.10 | 1,462,137.38 | - | 1,408,242.28 | - | 53,895.10 | 1,462,137.38 | - | |
| Notice of Cash Allocation (NCA) | - | - | - | - | - | - | - | - | - | - | - | - | - | - | - | - | - | - | 1,408,242.28 | 53,895.10 | 1,462,137.38 | - | 1,408,242.28 | - | 53,895.10 | 1,462,137.38 | - | |
| MDS Checks Issued | - | - | - | - | - | - | - | - | - | - | - | - | - | - | - | - | - | - | 1,408,242.28 | 53,895.10 | 1,462,137.38 | - | 1,408,242.28 | - | 53,895.10 | 1,462,137.38 | - | |
| Advice to Debit Account | - | - | - | - | - | - | - | - | - | - | - | - | - | - | - | - | - | - | 1,408,242.28 | 53,895.10 | 1,462,137.38 | - | 1,408,242.28 | - | 53,895.10 | 1,462,137.38 | - | |
| Notice of Transfer Allocations (NTA) | - | - | - | - | - | - | - | - | - | - | - | - | - | - | - | - | - | - | - | - | - | - | - | - | - | - | - | - |
| MDS Checks Issued | - | - | - | - | - | - | - | - | - | - | - | - | - | - | - | - | - | - | - | - | - | - | - | - | - | - | - | - |
| Advice to Debit Account | - | - | - | - | - | - | - | - | - | - | - | - | - | - | - | - | - | - | - | - | - | - | - | - | - | - | - | - |
| Working Fund for FAPs | - | - | - | - | - | - | - | - | - | - | - | - | - | - | - | - | - | - | - | - | - | - | - | - | - | - | - | - |
| Cash Disbursement Ceiling (CDC) | - | - | - | - | - | - | - | - | - | - | - | - | - | - | - | - | - | - | - | - | - | - | - | - | - | - | - | - |
| TOTAL CASH DISBURSEMENTS | - | - | - | - | - | - | - | - | - | - | - | - | - | - | - | - | - | - | 1,408,242.28 | 53,895.10 | 1,462,137.38 | - | 1,408,242.28 | - | 53,895.10 | 1,462,137.38 | - | |
| NON-CASH DISBURSEMENTS | 37,807.55 | - | - | - | 37,807.55 | - | - | - | - | - | - | - | - | - | - | - | - | - | 49,394.22 | 1,099.90 | 50,494.12 | 37,807.55 | 49,394.22 | - | 1,099.90 | 88,301.67 | - | |
| Tax Remittance Advices Issued (TRA) | 37,807.55 | - | - | - | 37,807.55 | - | - | - | - | - | - | - | - | - | - | - | - | - | 49,394.22 | 1,099.90 | 50,494.12 | 37,807.55 | 49,394.22 | - | 1,099.90 | 88,301.67 | - | |
| Non-Cash Availment Authority (NCAA) | - | - | - | - | - | - | - | - | - | - | - | - | - | - | - | - | - | - | - | - | - | - | - | - | - | - | - | - |
| Disbursements effected through outright deductions from claims (please specify...) | - | - | - | - | - | - | - | - | - | - | - | - | - | - | - | - | - | - | - | - | - | - | - | - | - | - | - | - |
| Overpayment of expenses(e.g. personnel benefits) | - | - | - | - | - | - | - | - | - | - | - | - | - | - | - | - | - | - | - | - | - | - | - | - | - | - | - | - |
| Restitution for loss of government property | - | - | - | - | - | - | - | - | - | - | - | - | - | - | - | - | - | - | - | - | - | - | - | - | - | - | - | - |
| Liquidated damages and similar claims | - | - | - | - | - | - | - | - | - | - | - | - | - | - | - | - | - | - | - | - | - | - | - | - | - | - | - | - |
| Others(TEF, BTr-Documentary Stamp Tax, etc.) | - | - | - | - | - | - | - | - | - | - | - | - | - | - | - | - | - | - | - | - | - | - | - | - | - | - | - | - |
| TOTAL NON-CASH DISBURSEMENTS | 37,807.55 | - | - | - | 37,807.55 | - | - | - | - | - | - | - | - | - | - | - | - | - | 49,394.22 | 1,099.90 | 50,494.12 | 37,807.55 | 49,394.22 | - | 1,099.90 | 88,301.67 | - | |
| GRAND TOTAL | 37,807.55 | - | - | - | 37,807.55 | - | - | - | - | - | - | - | - | - | - | - | - | - | 1,457,636.50 | 54,995.00 | 1,512,631.50 | 37,807.55 | 1,457,636.50 | - | 54,995.00 | 1,550,439.05 | - | |

SUMMARY


| Particulars | Previous Report | This Month | As at Date |
|--|-----------------|--------------|---------------|
| (1) | (2) | (3) | (4) |
| Total Disbursement Authorities Received | 29,109,183.38 | 3,804,429.67 | 32,913,613.05 |
| NCA | 27,717,638.00 | 3,716,128.00 | 31,433,766.00 |
| NTA** | 518,959.00 | - | 518,959.00 |
| Working Fund | - | - | - |
| TRA | 872,586.38 | 88,301.67 | 960,888.05 |
| CDC | - | - | - |
| NCAA | - | - | - |
| Less: Notice of Transfer of Allocations (NTA)* issued | 518,959.00 | 873,220.85 | 1,392,179.85 |
| Total Disbursement Authorities Available | 28,590,224.38 | 2,931,208.82 | 31,521,433.20 |
| Less: | | | |
| Lapsed NCA | - | - | - |
| Disbursements | 26,227,987.30 | 1,550,439.05 | 27,778,426.35 |
| Less: Other Non-Cash Disbursements | - | - | - |
| Disbursements effected through outright deductions from claims | - | - | - |
| Overpayment of expenses(e.g. personnel benefits) | - | - | - |
| Restitution for loss of government property | - | - | - |
| Liquidated damages and similar claims | - | - | - |
| Others (e.g. TEF, BTr, Docs Stamp, etc.) | - | - | - |
| Add/Less: Adjustments (e.g. cancelled/staled checks) | 14,515.18 | - | 14,515.18 |
| Balance of Disbursement Authorities as at date | 2,376,752.26 | 1,380,769.77 | 3,757,522.03 |
| Total Disbursements Program | 28,604,739.56 | 2,931,208.82 | 31,535,948.38 |
| Less: *Actual Disbursements | 26,227,987.30 | 1,550,439.05 | 27,778,426.35 |
| (Over)/Under spending | 2,376,752.26 | 1,380,769.77 | 3,757,522.03 |

Notes: * The use of NTA is discouraged
Notes: ** Amounts should tally with the grand total disbursement (column 27).


Certified Correct:


DINA M. NILLOSAN
Agency Chief Accountant
Date: 

Recommending Approval:


ANGELITO V. FONTANILLA
Director, Financial and Management Service
Date:

Approved by:


ENGR. NONITA S. CAGUIOA
Assistant Secretary
Finance, Information Systems and Mining Concerns
Date: