

MONTHLY REPORT OF DISBURSEMENTS
For the month of November 2022

Department: Department of Environment and Natural Resources (DENR)
 Agency: Office of the Secretary
 Operating Unit: ALL
 Organization Code: 10 001 0100000
 Fund Cluster: 02 - Foreign Assisted Projects Fund (GOP)

Particulars	Current Year Budget					Prior Year's Budget											SUB-TOTAL	Trust Liabilities				Grand Total					Remarks	
	PS	MOOE	Fin Ex	CO	TOTAL	Prior Year's Accounts Payable					Current Year's Accounts Payable					TOTAL		PS	MOOE	CO	TOTAL	PS	MOOE	Fin Ex	CO	TOTAL		
						PS	MOOE	FinEx	CO	Sub-Total	PS	MOOE	FinEx	CO	Sub-Total													
1	2	3	4	5	6=(2+3+4+5)	7	8	9	10	11=(7+8+9+10)	12	13	14	15	16=(12+13+14+15)	17=(11+16)	18=(6+17)	19	20	21	22=(19+20+21)	23	24	25	26	27=(23+24+25+26)	28	
CASH DISBURSEMENTS	-	8,315,635.54	-	565,047.25	8,880,682.79	-	92,725.34	-	(69,658.14)	23,067.20	-	52,047.85	-	-	52,047.85	75,115.05	8,955,797.84	-	-	-	-	-	-	-	8,460,408.73	-	495,389.11	8,955,797.84
Notice of Cash Allocation (NCA)	-	-	-	-	-	-	-	-	-	-	-	-	-	-	-	-	-	-	-	-	-	-	-	-	-	-	-	-
MDS Checks Issued	-	-	-	-	-	-	-	-	-	-	-	-	-	-	-	-	-	-	-	-	-	-	-	-	-	-	-	-
Advice to Debit Account	-	-	-	-	-	-	-	-	-	-	-	-	-	-	-	-	-	-	-	-	-	-	-	-	-	-	-	-
Notice of Transfer Allocations (NTA)	-	8,315,635.54	-	565,047.25	8,880,682.79	-	92,725.34	-	(69,658.14)	23,067.20	-	52,047.85	-	-	52,047.85	75,115.05	8,955,797.84	-	-	-	-	-	-	-	8,460,408.73	-	495,389.11	8,955,797.84
MDS Checks Issued	-	1,978,562.60	-	-	1,978,562.60	-	-	-	(188,550.50)	(188,550.50)	-	-	-	-	-	(188,550.50)	1,790,012.10	-	-	-	-	-	-	-	1,978,562.60	-	(188,550.50)	1,790,012.10
Advice to Debit Account	-	6,337,072.94	-	565,047.25	6,902,120.19	-	92,725.34	-	118,892.36	211,617.70	-	52,047.85	-	-	52,047.85	263,665.55	7,165,785.74	-	-	-	-	-	-	-	6,481,846.13	-	683,939.61	7,165,785.74
Working Fund for FAPs	-	-	-	-	-	-	-	-	-	-	-	-	-	-	-	-	-	-	-	-	-	-	-	-	-	-	-	-
Cash Disbursement Ceiling (CDC)	-	-	-	-	-	-	-	-	-	-	-	-	-	-	-	-	-	-	-	-	-	-	-	-	-	-	-	-
TOTAL CASH DISBURSEMENTS	-	8,315,635.54	-	565,047.25	8,880,682.79	-	92,725.34	-	(69,658.14)	23,067.20	-	52,047.85	-	-	52,047.85	75,115.05	8,955,797.84	-	-	-	-	-	-	8,460,408.73	-	495,389.11	8,955,797.84	
NON-CASH DISBURSEMENTS	-	130,658.00	-	245,809.65	376,467.65	-	9,907.56	-	277,741.63	287,649.19	-	-	-	-	-	287,649.19	664,116.84	-	-	-	-	-	-	140,565.56	-	523,551.28	664,116.84	
Tax Remittance Advices Issued (TRA)	-	130,658.00	-	245,809.65	376,467.65	-	9,907.56	-	277,741.63	287,649.19	-	-	-	-	-	287,649.19	664,116.84	-	-	-	-	-	-	140,565.56	-	523,551.28	664,116.84	
Non-Cash Availment Authority (NCAA)	-	-	-	-	-	-	-	-	-	-	-	-	-	-	-	-	-	-	-	-	-	-	-	-	-	-	-	-
Disbursements effected through outright deductions from claims (please specify...)	-	-	-	-	-	-	-	-	-	-	-	-	-	-	-	-	-	-	-	-	-	-	-	-	-	-	-	-
Overpayment of expenses(e.g. personnel benefits)	-	-	-	-	-	-	-	-	-	-	-	-	-	-	-	-	-	-	-	-	-	-	-	-	-	-	-	-
Restitution for loss of government property	-	-	-	-	-	-	-	-	-	-	-	-	-	-	-	-	-	-	-	-	-	-	-	-	-	-	-	-
Liquidated damages and similar claims	-	-	-	-	-	-	-	-	-	-	-	-	-	-	-	-	-	-	-	-	-	-	-	-	-	-	-	-
Others(TEF, BTr-Documetary Stamp Tax, etc.)	-	-	-	-	-	-	-	-	-	-	-	-	-	-	-	-	-	-	-	-	-	-	-	-	-	-	-	-
TOTAL NON-CASH DISBURSEMENTS	-	130,658.00	-	245,809.65	376,467.65	-	9,907.56	-	277,741.63	287,649.19	-	-	-	-	-	287,649.19	664,116.84	-	-	-	-	-	-	140,565.56	-	523,551.28	664,116.84	
GRAND TOTAL	-	8,446,293.54	-	810,856.90	9,257,150.44	-	102,632.90	-	208,083.49	310,716.39	-	52,047.85	-	-	52,047.85	362,764.24	9,619,914.68	-	-	-	-	-	-	8,600,974.29	-	1,018,940.39	9,619,914.68	


SUMMARY

Particulars	Previous Report	This Month	As at Date
(1)	(2)	(3)	(4)
Total Disbursement Authorities Received	248,993,431.43	19,406,116.84	268,399,548.27
NCA	101,446,574.00	9,371,000.00	110,817,574.00
NTA	102,253,908.18	9,371,000.00	111,624,908.18
Working Fund	-	-	-
TRA	45,292,949.25	664,116.84	45,957,066.09
CDC	-	-	-
NCAA	-	-	-
Less: Notice of Transfer of Allocations (NTA)* issued	102,253,908.18	9,371,000.00	111,624,908.18
Total Disbursement Authorities Available	146,739,523.25	10,035,116.84	156,774,640.09
Less:			
Lapsed NCA	1,468,041.03	-	1,468,041.03
Disbursements	140,858,340.15	9,619,914.68	150,478,254.83
Less: Other Non-Cash Disbursements	-	-	-
Disbursements effected through outright deductions from claims	-	-	-
Overpayment of expenses(e.g. personnel benefits)	-	-	-
Restitution for loss of government property	-	-	-
Liquidated damages and similar claims	-	-	-
Others (e.g. TEF, BTr, Docs Stamp, etc.)	-	-	-
Add/Less: Adjustments (e.g. cancelled/staled checks)	63,280.65	21,881.26	85,161.91
Balance of Disbursement Authorities as at date	4,476,422.72	437,083.42	4,913,506.14
Total Disbursements Program	146,802,803.90	10,056,998.10	156,859,802.00
Less: **Actual Disbursements	140,858,340.15	9,619,914.68	150,478,254.83
(Over)/Under spending	5,944,463.75	437,083.42	6,381,547.17

Notes: * The use of NTA is discouraged

** Amounts should tally with the grand total disbursement (column 27).

Certified Correct:


DIÑA M. NILLOSAN
 Agency Chief Accountant
 Date:

Approved by:


ANGELITO V. FONTANILLA
 Director, Financial and Management Service
 Date:

MONTHLY REPORT OF DISBURSEMENTS
For the month of November 2022

Department: Department of Environment and Natural Resources (DENR)
 Agency: Office of the Secretary
 Operating Unit: ALL
 Organization Code: 10 001 0100000
 Fund Cluster: 02 - Foreign Assisted Projects Fund (LP)

Particulars	Current Year Budget					Prior Year's Budget											SUB-TOTAL	Trust Liabilities				Grand Total					Remarks	
	PS	MOOE	Fin Ex	CO	TOTAL	Prior Year's Accounts Payable					Current Year's Accounts Payable					TOTAL		PS	MOOE	CO	TOTAL	PS	MOOE	Fin Ex	CO	TOTAL		
						PS	MOOE	FinEx	CO	Sub-Total	PS	MOOE	FinEx	CO	Sub-Total													
1	2	3	4	5	6=(2+3+4+5)	7	8	9	10	11=(7+8+9+10)	12	13	14	15	16=(12+13+14+15)	17=(11+16)	18=(6+17)	19	20	21	22=(19+20+21)	23	24	25	26	27=(23+24+25+26)	28	
CASH DISBURSEMENTS	-	2,076,674.80	-	5,757,540.72	7,834,215.52	-	8,034,038.81	-	22,383,212.62	30,417,251.43	-	154,160.42	-	-	154,160.42	30,571,411.85	38,405,627.37	-	-	-	-	-	-	10,264,874.03	-	28,140,753.34	38,405,627.37	
Notice of Cash Allocation (NCA)	-	-	-	-	-	-	-	-	-	-	-	-	-	-	-	-	-	-	-	-	-	-	-	-	-	-	-	
MDS Checks Issued	-	-	-	-	-	-	-	-	-	-	-	-	-	-	-	-	-	-	-	-	-	-	-	-	-	-	-	
Advice to Debit Account	-	-	-	-	-	-	-	-	-	-	-	-	-	-	-	-	-	-	-	-	-	-	-	-	-	-	-	
Notice of Transfer Allocations (NTA)	-	-	-	-	-	-	-	-	-	-	-	-	-	-	-	-	-	-	-	-	-	-	-	-	-	-	-	
MDS Checks Issued	-	-	-	-	-	-	-	-	-	-	-	-	-	-	-	-	-	-	-	-	-	-	-	-	-	-	-	
Advice to Debit Account	-	-	-	-	-	-	-	-	-	-	-	-	-	-	-	-	-	-	-	-	-	-	-	-	-	-	-	
Working Fund for FAPs	-	2,076,674.80	-	5,757,540.72	7,834,215.52	-	8,034,038.81	-	22,383,212.62	30,417,251.43	-	154,160.42	-	-	154,160.42	30,571,411.85	38,405,627.37	-	-	-	-	-	-	10,264,874.03	-	28,140,753.34	38,405,627.37	
Cash Disbursement Ceiling (CDC)	-	-	-	-	-	-	-	-	-	-	-	-	-	-	-	-	-	-	-	-	-	-	-	-	-	-	-	
TOTAL CASH DISBURSEMENTS	-	2,076,674.80	-	5,757,540.72	7,834,215.52	-	8,034,038.81	-	22,383,212.62	30,417,251.43	-	154,160.42	-	-	154,160.42	30,571,411.85	38,405,627.37	-	-	-	-	-	-	10,264,874.03	-	28,140,753.34	38,405,627.37	
NON-CASH DISBURSEMENTS	-	-	-	-	-	-	-	-	-	-	-	-	-	-	-	-	-	-	-	-	-	-	-	-	-	-	-	
Tax Remittance Advices Issued (TRA)	-	-	-	-	-	-	-	-	-	-	-	-	-	-	-	-	-	-	-	-	-	-	-	-	-	-	-	
Non-Cash Availment Authority (NCAA)	-	-	-	-	-	-	-	-	-	-	-	-	-	-	-	-	-	-	-	-	-	-	-	-	-	-	-	
Disbursements effected through outright deductions from claims (please specify...)	-	-	-	-	-	-	-	-	-	-	-	-	-	-	-	-	-	-	-	-	-	-	-	-	-	-	-	
Overpayment of expenses(e.g. personnel benefits)	-	-	-	-	-	-	-	-	-	-	-	-	-	-	-	-	-	-	-	-	-	-	-	-	-	-	-	
Restitution for loss of government property	-	-	-	-	-	-	-	-	-	-	-	-	-	-	-	-	-	-	-	-	-	-	-	-	-	-	-	
Liquidated damages and similar claims	-	-	-	-	-	-	-	-	-	-	-	-	-	-	-	-	-	-	-	-	-	-	-	-	-	-	-	
Others(TEF, BTr-Documentary Stamp Tax, etc.)	-	-	-	-	-	-	-	-	-	-	-	-	-	-	-	-	-	-	-	-	-	-	-	-	-	-	-	
TOTAL NON-CASH DISBURSEMENTS	-	-	-	-	-	-	-	-	-	-	-	-	-	-	-	-	-	-	-	-	-	-	-	-	-	-	-	
GRAND TOTAL	-	2,076,674.80	-	5,757,540.72	7,834,215.52	-	8,034,038.81	-	22,383,212.62	30,417,251.43	-	154,160.42	-	-	154,160.42	30,571,411.85	38,405,627.37	-	-	-	-	-	-	10,264,874.03	-	28,140,753.34	38,405,627.37	

SUMMARY

Particulars	Previous Report	This Month	As at Date
(1)	(2)	(3)	(4)
Total Disbursement Authorities Received	1,433,907,442.37	56,490,002.69	1,490,397,445.06
NCA	-	-	-
NTA/Funding Check (FC) Received	690,098,444.68	38,151,524.00	728,249,968.68
Working Fund	743,808,997.69	18,338,478.69	762,147,476.38
TRA	-	-	-
CDC	-	-	-
NCAA	-	-	-
Less: Notice of Transfer of Allocations (NTA)/Funding Check (FC)* issued	693,285,776.00	38,151,524.00	731,437,300.00
Total Disbursement Authorities Available	740,621,666.37	18,338,478.69	758,960,145.06
Less:			
Lapsed NCA	-	-	-
Disbursements	700,748,234.63	38,405,627.37	739,153,862.00
Less: Other Non-Cash Disbursements	-	-	-
Disbursements effected through outright deductions from claims	-	-	-
Overpayment of expenses(e.g. personnel benefits)	-	-	-
Restitution for loss of government property	-	-	-
Liquidated damages and similar claims	-	-	-
Others (e.g. TEF, BTr, Docs Stamp, etc.)	-	-	-
Add/Less: Adjustments (e.g. cancelled/staled checks)	(12,729.17)	-	(12,729.17)
Balance of Disbursement Authorities as at date	39,860,702.57	(20,067,148.68)	19,793,553.89
Total Disbursements Program	740,608,937.20	18,338,478.69	758,947,415.89
Less: **Actual Disbursements	700,748,234.63	38,405,627.37	739,153,862.00
(Over)/Under spending	39,860,702.57	(20,067,148.68)	19,793,553.89

Notes: * The use of NTA is discouraged

** Amounts should tally with the grand total disbursement (column 27).

Certified Correct:

Dina M. Nillosan
DINA M. NILLOSAN
 Agency Chief Accountant
 Date: *pa H*

Approved by:

Angelito V. Fontanilla
ANGELITO V. FONTANILLA
 Director, Financial and Management Service
 Date:

MONTHLY REPORT OF DISBURSEMENTS
For the month of November 2022


Department: Department of Environment and Natural Resources (DENR)
 Agency: Office of the Secretary
 Operating Unit: ALL
 Organization Code: 10 001 0100000
 Fund Cluster: 03 - Special Account - Locally Funded

Particulars	Current Year Budget					Prior Year's Budget											SUB-TOTAL	Trust Liabilities				Grand Total					Remarks
	PS	MOOE	FinEx	CO	TOTAL	Prior Year's Accounts Payable					Current Year's Accounts Payable							PS	MOOE	CO	TOTAL	PS	MOOE	FinEx	CO	TOTAL	
						PS	MOOE	FinEx	CO	Sub-Total	PS	MOOE	FinEx	CO	Sub-Total	TOTAL											
1	2	3	4	5	6=(2+3+4+5)	7	8	9	10	11=(7+8+9+10)	12	13	14	15	16=(12+13+14+15)	17=(11+16)	18=(6+17)	19	20	21	22=(19+20+21)	23	24	25	26	27=(23+24+25+26)	28
CASH DISBURSEMENTS	-	979,142.88	-	2,508,760.72	3,487,903.60	-	-	-	-	-	-	-	-	-	-	-	3,487,903.60	-	-	-	-	-	979,142.88	-	2,508,760.72	3,487,903.60	
Notice of Cash Allocation (NCA)	-	979,142.88	-	2,508,760.72	3,487,903.60	-	-	-	-	-	-	-	-	-	-	-	3,487,903.60	-	-	-	-	-	979,142.88	-	2,508,760.72	3,487,903.60	
MDS Checks Issued	-	298,721.00	-	462,093.75	760,814.75	-	-	-	-	-	-	-	-	-	-	-	760,814.75	-	-	-	-	-	298,721.00	-	462,093.75	760,814.75	
Advice to Debit Account	-	680,421.88	-	2,046,666.97	2,727,088.85	-	-	-	-	-	-	-	-	-	-	-	2,727,088.85	-	-	-	-	-	680,421.88	-	2,046,666.97	2,727,088.85	
Notice of Transfer Allocations (NTA)	-	-	-	-	-	-	-	-	-	-	-	-	-	-	-	-	-	-	-	-	-	-	-	-	-	-	
MDS Checks Issued	-	-	-	-	-	-	-	-	-	-	-	-	-	-	-	-	-	-	-	-	-	-	-	-	-	-	
Advice to Debit Account	-	-	-	-	-	-	-	-	-	-	-	-	-	-	-	-	-	-	-	-	-	-	-	-	-	-	
Working Fund for FAPs	-	-	-	-	-	-	-	-	-	-	-	-	-	-	-	-	-	-	-	-	-	-	-	-	-	-	
Cash Disbursement Ceiling (CDC)	-	-	-	-	-	-	-	-	-	-	-	-	-	-	-	-	-	-	-	-	-	-	-	-	-	-	
TOTAL CASH DISBURSEMENTS	-	979,142.88	-	2,508,760.72	3,487,903.60	-	-	-	-	-	-	-	-	-	-	-	3,487,903.60	-	-	-	-	-	979,142.88	-	2,508,760.72	3,487,903.60	
NON-CASH DISBURSEMENTS	-	24,850.38	-	26,156.25	51,006.63	-	-	-	-	-	-	-	-	-	-	-	51,006.63	-	-	-	-	-	24,850.38	-	26,156.25	51,006.63	
Tax Remittance Advices Issued (TRA)	-	24,850.38	-	26,156.25	51,006.63	-	-	-	-	-	-	-	-	-	-	-	51,006.63	-	-	-	-	-	24,850.38	-	26,156.25	51,006.63	
Non-Cash Availment Authority (NCAA)	-	-	-	-	-	-	-	-	-	-	-	-	-	-	-	-	-	-	-	-	-	-	-	-	-	-	
Disbursements effected through outright deductions from claims (please specify...)	-	-	-	-	-	-	-	-	-	-	-	-	-	-	-	-	-	-	-	-	-	-	-	-	-	-	
Overpayment of expenses(e.g. personnel benefits)	-	-	-	-	-	-	-	-	-	-	-	-	-	-	-	-	-	-	-	-	-	-	-	-	-	-	
Restitution for loss of government property	-	-	-	-	-	-	-	-	-	-	-	-	-	-	-	-	-	-	-	-	-	-	-	-	-	-	
Liquidated damages and similar claims	-	-	-	-	-	-	-	-	-	-	-	-	-	-	-	-	-	-	-	-	-	-	-	-	-	-	
Others(TEF, BTr-Documentary Stamp Tax, etc.)	-	-	-	-	-	-	-	-	-	-	-	-	-	-	-	-	-	-	-	-	-	-	-	-	-	-	
TOTAL NON-CASH DISBURSEMENTS	-	24,850.38	-	26,156.25	51,006.63	-	-	-	-	-	-	-	-	-	-	-	51,006.63	-	-	-	-	-	24,850.38	-	26,156.25	51,006.63	
GRAND TOTAL	-	1,003,993.26	-	2,534,916.97	3,538,910.23	-	-	-	-	-	-	-	-	-	-	-	3,538,910.23	-	-	-	-	-	1,003,993.26	-	2,534,916.97	3,538,910.23	


Particulars (1)	Previous Report (2)	This Month (3)	As at Date (4)
Total Disbursement Authorities Received	56,664,500.94	9,848,131.63	66,512,632.57
NCA	56,434,269.71	9,797,125.00	66,231,394.71
NTA	19,057.00	-	19,057.00
Working Fund	-	-	-
TRA	211,174.23	51,006.63	262,180.86
CDC	-	-	-
NCAA	-	-	-
Less: Notice of Transfer of Allocations (NTA)* issued	-	-	-
Total Disbursement Authorities Available	56,664,500.94	9,848,131.63	66,512,632.57
Less:			
Lapsed NCA	3,563,151.39	-	3,563,151.39
Disbursements	2,542,357.46	3,538,910.23	6,081,267.69
Less: Other Non-Cash Disbursements	-	-	-
Disbursements effected through outright deductions from claims	-	-	-
Overpayment of expenses(e.g. personnel benefits)	-	-	-
Restitution for loss of government property	-	-	-
Liquidated damages and similar claims	-	-	-
Others (e.g. TEF, BTr, Docs Stamp, etc.)	-	-	-
Add/Less: Adjustments (e.g. cancelled/staled checks)	-	-	-
Balance of Disbursement Authorities as at date	50,558,992.09	6,309,221.40	56,868,213.49
Total Disbursements Program	56,664,500.94	9,848,131.63	66,512,632.57
Less: *Actual Disbursements	2,542,357.46	3,538,910.23	6,081,267.69
(Over)/Under spending	54,122,143.48	6,309,221.40	60,431,364.88

Notes: * The use of NTA is discouraged
 Notes: ** Amounts should tally with the grand total disbursement (column 27).

Certified Correct:


DINA M. NILLOSAN
 Agency Chief Accountant
 Date:

Approved by:


ANGELITO V. FONTANILLA
 Director, Financial and Management
 Date:

MONTHLY REPORT OF DISBURSEMENTS
For the month of November 2022

Department: Department of Environment and Natural Resources (DENR)
 Agency: Office of the Secretary
 Operating Unit: ALL
 Organization Code: 10 001 0100000
 Fund Cluster: 04 - Special Account - Foreign Assisted/Grant

Particulars	Current Year Budget					Prior Year's Budget											SUB-TOTAL	Trust Liabilities				Grand Total					Remarks
	PS	MOOE	FinEx	CO	TOTAL 6=(2+3+4+5)	Prior Year's Accounts Payable					Current Year's Accounts Payable					TOTAL		PS	MOOE	CO	TOTAL	PS	MOOE	FinEx	CO	TOTAL	
						PS	MOOE	FinEx	CO	Sub-Total	PS	MOOE	FinEx	CO	Sub-Total												
1	2	3	4	5	6	7	8	9	10	11=(7+8+9+10)	12	13	14	15	16=(12+13+14+15)	17	18	19	20	21	22	23	24	25	26	27	28
CASH DISBURSEMENTS	-	-	-	-	-	-	1,047,090.05	-	-	1,047,090.05	-	-	-	-	-	1,047,090.05	1,047,090.05	-	-	-	-	-	-	-	-	-	-
Notice of Cash Allocation (NCA)	-	-	-	-	-	-	-	-	-	-	-	-	-	-	-	-	-	-	-	-	-	-	-	-	-	-	-
MDS Checks Issued	-	-	-	-	-	-	-	-	-	-	-	-	-	-	-	-	-	-	-	-	-	-	-	-	-	-	-
Advice to Debit Account	-	-	-	-	-	-	-	-	-	-	-	-	-	-	-	-	-	-	-	-	-	-	-	-	-	-	-
Notice of Transfer Allocations (NTA)	-	-	-	-	-	-	-	-	-	-	-	-	-	-	-	-	-	-	-	-	-	-	-	-	-	-	-
MDS Checks Issued	-	-	-	-	-	-	-	-	-	-	-	-	-	-	-	-	-	-	-	-	-	-	-	-	-	-	-
Advice to Debit Account	-	-	-	-	-	-	-	-	-	-	-	-	-	-	-	-	-	-	-	-	-	-	-	-	-	-	-
Working Fund for FAPs	-	-	-	-	-	-	1,047,090.05	-	-	1,047,090.05	-	-	-	-	-	1,047,090.05	1,047,090.05	-	-	-	-	-	-	-	-	-	-
Cash Disbursement Ceiling (CDC)	-	-	-	-	-	-	-	-	-	-	-	-	-	-	-	-	-	-	-	-	-	-	-	-	-	-	-
TOTAL CASH DISBURSEMENTS							1,047,090.05			1,047,090.05						1,047,090.05	1,047,090.05										
NON-CASH DISBURSEMENTS	-	-	-	-	-	-	-	-	-	-	-	-	-	-	-	-	-	-	-	-	-	-	-	-	-	-	-
Tax Remittance Advices Issued (TRA)	-	-	-	-	-	-	-	-	-	-	-	-	-	-	-	-	-	-	-	-	-	-	-	-	-	-	-
Non-Cash Availment Authority (NCAA)	-	-	-	-	-	-	-	-	-	-	-	-	-	-	-	-	-	-	-	-	-	-	-	-	-	-	-
Disbursements effected through outright deductions from claims (please specify...)	-	-	-	-	-	-	-	-	-	-	-	-	-	-	-	-	-	-	-	-	-	-	-	-	-	-	-
Overpayment of expenses (e.g. personnel benefits)	-	-	-	-	-	-	-	-	-	-	-	-	-	-	-	-	-	-	-	-	-	-	-	-	-	-	-
Restitution for loss of government property	-	-	-	-	-	-	-	-	-	-	-	-	-	-	-	-	-	-	-	-	-	-	-	-	-	-	-
Liquidated damages and similar claims	-	-	-	-	-	-	-	-	-	-	-	-	-	-	-	-	-	-	-	-	-	-	-	-	-	-	-
Others (TEF, BTr-Documentary Stamp Tax, etc.)	-	-	-	-	-	-	-	-	-	-	-	-	-	-	-	-	-	-	-	-	-	-	-	-	-	-	-
TOTAL NON-CASH DISBURSEMENTS							-			-						-	-										
GRAND TOTAL							1,047,090.05			1,047,090.05						1,047,090.05	1,047,090.05										

SUMMARY

Particulars	Previous Report	This Month	As at Date
(1)	(2)	(3)	(4)
Total Disbursement Authorities Received	33,567,504.70	-	33,567,504.70
NCA	-	-	-
NTA	-	-	-
Working Fund	33,567,504.70	-	33,567,504.70
TRA	-	-	-
CDC	-	-	-
NCAA	-	-	-
Less: Notice of Transfer of Allocations (NTA)* issued	31,873,497.00	-	31,873,497.00
Total Disbursement Authorities Available	1,694,007.70	-	1,694,007.70
Less:			
Lapsed NCA	-	-	-
Disbursements	636,917.65	1,047,090.05	1,684,007.70
Less: Other Non-Cash Disbursements	-	-	-
Disbursements effected through outright deductions from claims	-	-	-
Overpayment of expenses (e.g. personnel benefits)	-	-	-
Restitution for loss of government property	-	-	-
Liquidated damages and similar claims	-	-	-
Others (e.g. TEF, BTr, Docs Stamp, etc.)	-	-	-
Add/Less: Adjustments (e.g. cancelled/staled checks)	-	-	-
Balance of Disbursement Authorities as at date	1,057,090.05	(1,047,090.05)	10,000.00
Total Disbursements Program	1,694,007.70	-	1,694,007.70
Less: *Actual Disbursements	636,917.65	1,047,090.05	1,684,007.70
(Over)/Under spending	1,057,090.05	(1,047,090.05)	10,000.00

Notes: * The use of NTA is discouraged
 Notes: ** Amounts should tally with the grand total disbursement (column 27).

Certified Correct:

Dina M. Nillosan
DINA M. NILLOSAN
 Agency Chief Accountant
 Date: 4 H

Approved by:

Angelito V. Fontanilla
ANGELITO V. FONTANILLA
 Director, Financial and Management Service
 Date:

MONTHLY REPORT OF DISBURSEMENTS
For the month of November 2022

Department: Department of Environment and Natural Resources (DENR)
 Agency: Office of the Secretary
 Operating Unit: ALL
 Organization Code: 10 001 0100000
 Fund Cluster: 07 - Trust Fund

Particulars	Current Year Budget					Prior Year's Budget											SUB-TOTAL	Trust Liabilities				Grand Total					Remarks	
	PS	MOOE	FinEx	CO	TOTAL	Prior Year's Accounts Payable					Current Year's Accounts Payable					TOTAL		PS	MOOE	CO	TOTAL	PS	MOOE	FinEx	CO	TOTAL		
						PS	MOOE	FinEx	CO	Sub-Total	PS	MOOE	FinEx	CO	Sub-Total													
1	2	3	4	5	6=(2+3+4+5)	7	8	9	10	11=(7+8+9+10)	12	13	14	15	16=(13+14+15)	17=(11+16)	18=(6+17)	19	20	21	22=(19+20+21)	23	24	25	26	27=(23+24+25+26)	28	
CASH DISBURSEMENTS	-	-	-	-	-	-	-	-	-	-	-	-	-	-	-	-	-	-	1,952,358.76	-	-	1,952,358.76	-	1,952,358.76	-	-	1,952,358.76	-
Notice of Cash Allocation (NCA)	-	-	-	-	-	-	-	-	-	-	-	-	-	-	-	-	-	-	1,952,358.76	-	-	1,952,358.76	-	1,952,358.76	-	-	1,952,358.76	-
MDS Checks Issued	-	-	-	-	-	-	-	-	-	-	-	-	-	-	-	-	-	-	444,711.06	-	-	444,711.06	-	444,711.06	-	-	444,711.06	-
Advice to Debit Account	-	-	-	-	-	-	-	-	-	-	-	-	-	-	-	-	-	-	1,507,647.70	-	-	1,507,647.70	-	1,507,647.70	-	-	1,507,647.70	-
Notice of Transfer Allocations (NTA)	-	-	-	-	-	-	-	-	-	-	-	-	-	-	-	-	-	-	-	-	-	-	-	-	-	-	-	-
MDS Checks Issued	-	-	-	-	-	-	-	-	-	-	-	-	-	-	-	-	-	-	-	-	-	-	-	-	-	-	-	-
Advice to Debit Account	-	-	-	-	-	-	-	-	-	-	-	-	-	-	-	-	-	-	-	-	-	-	-	-	-	-	-	-
Working Fund for FAPs	-	-	-	-	-	-	-	-	-	-	-	-	-	-	-	-	-	-	-	-	-	-	-	-	-	-	-	-
Cash Disbursement Ceiling (CDC)	-	-	-	-	-	-	-	-	-	-	-	-	-	-	-	-	-	-	-	-	-	-	-	-	-	-	-	-
TOTAL CASH DISBURSEMENTS	-	-	-	-	-	-	-	-	-	-	-	-	-	-	-	-	-	-	1,952,358.76	-	-	1,952,358.76	-	1,952,358.76	-	-	1,952,358.76	-
NON-CASH DISBURSEMENTS	-	-	-	-	-	-	-	-	-	-	-	-	-	-	-	-	-	-	139,972.37	-	-	139,972.37	-	139,972.37	-	-	139,972.37	-
Tax Remittance Advices Issued (TRA)	-	-	-	-	-	-	-	-	-	-	-	-	-	-	-	-	-	-	139,972.37	-	-	139,972.37	-	139,972.37	-	-	139,972.37	-
Non-Cash Availment Authority (NCAA)	-	-	-	-	-	-	-	-	-	-	-	-	-	-	-	-	-	-	-	-	-	-	-	-	-	-	-	-
Disbursements effected through outright deductions from claims (please specify...)	-	-	-	-	-	-	-	-	-	-	-	-	-	-	-	-	-	-	-	-	-	-	-	-	-	-	-	-
Overpayment of expenses(e.g. personnel benefits)	-	-	-	-	-	-	-	-	-	-	-	-	-	-	-	-	-	-	-	-	-	-	-	-	-	-	-	-
Restitution for loss of government property	-	-	-	-	-	-	-	-	-	-	-	-	-	-	-	-	-	-	-	-	-	-	-	-	-	-	-	-
Liquidated damages and similar claims	-	-	-	-	-	-	-	-	-	-	-	-	-	-	-	-	-	-	-	-	-	-	-	-	-	-	-	-
Others(TEF, BTr-Documentary Stamp Tax, etc.)	-	-	-	-	-	-	-	-	-	-	-	-	-	-	-	-	-	-	-	-	-	-	-	-	-	-	-	-
TOTAL NON-CASH DISBURSEMENTS	-	-	-	-	-	-	-	-	-	-	-	-	-	-	-	-	-	-	139,972.37	-	-	139,972.37	-	139,972.37	-	-	139,972.37	-
GRAND TOTAL	-	-	-	-	-	-	-	-	-	-	-	-	-	-	-	-	-	-	2,092,331.13	-	-	2,092,331.13	-	2,092,331.13	-	-	2,092,331.13	-

SUMMARY

Particulars	Previous Report	This Month	As at Date
(1)	(2)	(3)	(4)
Total Disbursement Authorities Received	91,288,693.05	465,774.37	91,754,467.42
NCA	89,808,846.00	325,802.00	90,134,648.00
NTA***	518,959.00	-	518,959.00
Working Fund	-	-	-
TRA	960,888.05	139,972.37	1,100,860.42
CDC	-	-	-
NCAA	-	-	-
Less: Notice of Transfer of Allocations (NTA)* issued	1,566,079.85	-	1,566,079.85
Total Disbursement Authorities Available	89,722,613.20	465,774.37	90,188,387.57
Less:			
Lapsed NCA	-	-	-
Disbursements	86,153,506.35	2,092,331.13	88,245,837.48
Less: Other Non-Cash Disbursements	-	-	-
Disbursements effected through outright deductions from claims	-	-	-
Overpayment of expenses(e.g. personnel benefits)	-	-	-
Restitution for loss of government property	-	-	-
Liquidated damages and similar claims	-	-	-
Others (e.g. TEF, BTr, Docs Stamp, etc.)	-	-	-
Add/Less: Adjustments (e.g. cancelled/staled checks)	14,515.18	12,887.61	27,402.79
Balance of Disbursement Authorities as at date	3,583,622.03	(1,613,669.15)	1,969,952.88
Total Disbursements Program	89,737,128.38	478,661.98	90,215,790.36
Less: *Actual Disbursements	86,153,506.35	2,092,331.13	88,245,837.48
(Over)/Under spending	3,583,622.03	(1,613,669.15)	1,969,952.88

Notes: * The use of NTA is discouraged
 Notes: ** Amounts should tally with the grand total disbursement (column 27).

Certified Correct:

Dina M. Nillosan
DINA M. NILLOSAN
 Agency Chief Accountant
 Date: *11/1*

Approved by:

Angelito V. Fontanilla
ANGELITO V. FONTANILLA
 Director, Financial and Management Service
 Date: *11/1*