

MONTHLY REPORT OF DISBURSEMENTS
For the month of November 2021

Department: Department of Environment and Natural Resources (DENR)
Agency: Office of the Secretary
Operating Unit: ALL
Organization Code: 10 001 0100000
Fund Cluster: 01 - Regular Agency Fund

Particulars	Current Year Budget					Prior Year's Budget											Trust Liabilities				Grand Total					Remarks		
	PS	MOOE	FinEx	CO	TOTAL	Prior Year's Accounts Payable					Current Year's Accounts Payable					SUB-TOTAL	PS	MO	CO	TOTAL	PS	MOOE	FinEx	CO	TOTAL			
						PS	MOOE	FinEx	CO	Sub-Total	PS	MOOE	FinEx	CO	Sub-Total												17=(11+16)	19
1	2	3	4	5	6=(2+3+4+5)	7	8	9	10	11=(7+8+9+10)	12	13	14	15	16=(12+13+14+15)	17	18=(6+17)	19	20	21	22=(19+20+21)	23	24	25	26	27=(23+24+25+26)	28	
CASH DISBURSEMENTS	963,019,575.66	784,102,462.75	-	173,051,877.04	1,920,173,915.45	3,181,500.95	19,070,802.12	-	9,352,265.25	31,604,568.32	4,678.44	12,662,515.04	-	7,526,064.00	20,193,257.48	51,797,825.80	1,971,971,741.25	-	-	-	-	966,205,755.05	815,835,779.91	-	189,930,206.29	1,971,971,741.25		
Notice of Cash Allocation (NCA)	962,044,551.03	778,902,339.53	-	172,997,056.61	1,913,943,949.17	3,181,500.95	19,070,802.12	-	9,352,265.25	31,604,568.32	4,678.44	12,657,747.72	-	7,526,064.00	20,188,490.16	51,793,058.48	1,965,737,007.65	-	-	-	-	965,230,730.42	810,630,889.37	-	189,675,387.86	1,965,737,007.65		
MDS Checks Issued	143,936,331.42	386,577,546.44	-	25,420,865.23	555,934,743.09	52,087.50	4,357,035.15	-	338,628.32	4,747,750.97	-	1,722,809.81	-	5,882,574.00	7,605,383.81	12,353,134.78	568,287,877.87	-	-	-	-	143,988,418.92	392,657,391.40	-	31,542,067.55	568,287,877.87		
Advice to Debit Account	818,108,219.61	392,324,763.09	-	147,576,193.38	1,358,009,206.08	3,128,413.45	14,713,786.97	-	9,013,638.93	28,850,817.35	4,878.44	10,934,937.91	-	1,643,490.00	12,583,106.35	39,439,923.70	1,397,449,129.78	-	-	-	-	821,242,311.50	417,973,497.97	-	156,233,320.31	1,397,449,129.78		
Notice of Transfer Allocations (NTA)	975,024.63	5,200,123.22	-	54,818.43	6,229,966.28	-	-	-	-	-	-	4,767.32	-	-	4,767.32	4,767.32	6,234,733.60	-	-	-	-	975,024.63	5,204,890.54	-	54,818.43	6,234,733.60		
MDS Checks Issued	65,369.85	1,457,622.99	-	-	1,522,992.84	-	-	-	-	-	-	-	-	-	-	-	1,522,992.84	-	-	-	-	65,369.85	1,457,622.99	-	-	1,522,992.84		
Advice to Debit Account	909,654.78	3,742,500.23	-	54,818.43	4,706,973.44	-	-	-	-	-	-	4,767.32	-	-	4,767.32	4,767.32	4,711,740.70	-	-	-	-	909,654.78	3,747,267.55	-	54,818.43	4,711,740.76		
Working Fund for FAPs	-	-	-	-	-	-	-	-	-	-	-	-	-	-	-	-	-	-	-	-	-	-	-	-	-	-	-	
Cash Disbursement Ceiling (CDC)	-	-	-	-	-	-	-	-	-	-	-	-	-	-	-	-	-	-	-	-	-	-	-	-	-	-	-	
TOTAL CASH DISBURSEMENTS	963,019,575.66	784,102,462.75	-	173,051,877.04	1,920,173,915.45	3,181,500.95	19,070,802.12	-	9,352,265.25	31,604,568.32	4,678.44	12,662,515.04	-	7,526,064.00	20,193,257.48	51,797,825.80	1,971,971,741.25	-	-	-	-	966,205,755.05	815,835,779.91	-	189,930,206.29	1,971,971,741.25		
NON-CASH DISBURSEMENTS	29,737,722.36	12,437,670.75	-	5,105,863.86	47,281,256.97	-	-	-	142,264.01	520,538.86	-	235,325.41	-	419,841.99	655,167.40	1,175,706.26	48,456,963.23	-	-	-	-	29,737,722.36	13,051,271.01	-	5,667,969.86	48,456,963.23		
Tax Remittance Advices Issued (TRA)	29,730,522.36	12,437,670.75	-	5,105,863.86	47,274,056.97	-	-	-	142,264.01	520,538.86	-	235,325.41	-	419,841.99	655,167.40	1,175,706.26	48,449,763.23	-	-	-	-	29,730,522.36	13,051,271.01	-	5,667,969.86	48,449,783.23		
Non-Cash Availment Authority (NCAA)	-	-	-	-	-	-	-	-	-	-	-	-	-	-	-	-	-	-	-	-	-	-	-	-	-	-	-	
Disbursements effected through outright deductions from claims (please specify...)	7,200.00	-	-	-	7,200.00	-	-	-	-	-	-	-	-	-	-	7,200.00	7,200.00	-	-	-	-	7,200.00	-	-	-	7,200.00		
Overpayment of expenses(e.g. personnel benefits)	7,200.00	-	-	-	7,200.00	-	-	-	-	-	-	-	-	-	-	7,200.00	7,200.00	-	-	-	-	7,200.00	-	-	-	7,200.00		
Restitution for loss of government property	-	-	-	-	-	-	-	-	-	-	-	-	-	-	-	-	-	-	-	-	-	-	-	-	-	-	-	
Liquidated damages and similar claims	-	-	-	-	-	-	-	-	-	-	-	-	-	-	-	-	-	-	-	-	-	-	-	-	-	-	-	
Others(TEF BTr-Documentary Stamp Tax etc.)	-	-	-	-	-	-	-	-	-	-	-	-	-	-	-	-	-	-	-	-	-	-	-	-	-	-	-	
TOTAL NON-CASH DISBURSEMENTS	29,737,722.36	12,437,670.75	-	5,105,863.86	47,281,256.97	-	-	-	142,264.01	520,538.86	-	235,325.41	-	419,841.99	655,167.40	1,175,706.26	48,456,963.23	-	-	-	-	29,737,722.36	13,051,271.01	-	5,667,969.86	48,456,963.23		
GRAND TOTAL	992,757,298.02	796,540,133.50	-	178,157,740.90	1,967,455,172.42	3,181,500.95	19,449,076.97	-	9,494,529.26	32,125,107.18	4,678.44	12,897,840.45	-	7,945,905.99	20,848,424.66	52,973,532.06	2,020,428,704.48	-	-	-	-	995,943,477.41	828,887,050.92	-	195,598,176.15	2,020,428,704.48		

Particulars	Previous Report	This Month	As at Date
(1)	(2)	(3)	(4)
Total Disbursement Authorities Received	16,422,720,235.82	2,400,783,587.46	18,823,503,823.28
NCA	14,528,657,458.92	1,973,183,103.09	16,501,840,562.01
NTA	1,448,636,045.33	379,150,721.14	1,827,786,766.47
Working Fund	-	-	-
TRA	445,426,731.57	48,449,763.23	493,876,494.80
CDC	-	-	-
NCAA	-	-	-
Less: Notice of Transfer of Allocations (NTA)* issued	1,557,188,569.56	403,035,092.31	1,960,223,661.87
Total Disbursement Authorities Available	14,865,531,666.26	1,997,748,495.15	16,863,280,161.41
Less:			
Lapsed NCA	208,315,637.85	-	208,315,637.85
***Disbursements	13,964,777,499.91	2,020,428,704.48	15,985,206,204.39
Less: Other Non-Cash Disbursements			
Disbursements effected through outright deductions from claims	-	-	-
Overpayment of expenses(e.g. personnel benefits)	-	-	-
Restitution for loss of government property	-	-	-
Liquidated damages and similar claims	-	-	-
Others (e.g. TEF BTr Docs Stamp etc.)	-	-	-
Add/Less: Adjustments (e.g. cancelled/staled checks)	1,786,716.85	(173,086.87)	1,613,629.98
Balance of Disbursement Authorities as at date	694,225,245.15	(22,653,296.20)	671,571,948.95
Total Disbursements Program	14,867,318,382.91	1,997,575,408.28	16,864,893,791.19
Less: **Actual Disbursements	13,964,777,499.91	2,020,428,704.48	15,985,206,204.39
(Over)/Under spending	902,540,883.00	(22,653,296.20)	879,887,586.80

Notes: * The use of NTA is discouraged
** Amounts should tally with the grand total disbursement (column 27).

Certified Correct:

[Signature]
DIÑA M NILLOSAN
Agency Chief Accountant
Date: *[Signature]*

Approved by:

[Signature]
ENGR. NONITA S. PAGUIOA
Assistant Secretary
Finance, Information Systems and Mining Concerns
Date:

MONTHLY REPORT OF DISBURSEMENTS
For the month of November 2021



Department: Department of Environment and Natural Resources (DENR)
 Agency: Office of the Secretary
 Operating Unit: ALL
 Organization Code: 10 001 0100000
 Fund Cluster: 02 - Foreign Assisted Projects Fund (GOP)


Particulars	Current Year Budget					Prior Year's Budget											SUB-TOTAL	Trust Liabilities				Grand Total					Remarks		
	PS	MOOE	Fin Ex	CO	TOTAL	Prior Year's Accounts Payable					Current Year's Accounts Payable					TOTAL		PS	MOOE	CO	TOTAL	PS	MOOE	Fin Ex	CO	TOTAL			
						PS	MOOE	FinEx	CO	Sub-Total	PS	MOOE	FinEx	CO	Sub-Total													PS	MOOE
1	2	3	4	5	6=(2+3+4+5)	7	8	9	10	11=(7+8+9+10)	12	13	14	15	16=(12+13+14+15)	17=(11+16)	18=(6+17)	19	20	21	22=(19+20+21)	23	24	25	26	27=(23+24+25+26)	28		
CASH DISBURSEMENTS		12,843,984.99		151,217.08	12,995,202.07		296,832.51		417,323.66	714,156.17		820,448.27		3,330.12	823,778.39	1,537,934.56	14,533,136.63									13,961,265.77	571,870.86	14,533,136.63	
Notice of Cash Allocation (NCA)																													
MDS Checks Issued																													
Advice to Debit Account																													
Notice of Transfer Allocations (NTA)		12,843,984.99		151,217.08	12,995,202.07		296,832.51		417,323.66	714,156.17		820,448.27		3,330.12	823,778.39	1,537,934.56	14,533,136.63									13,961,265.77	571,870.86	14,533,136.63	
MDS Checks Issued		3,787,948.88		151,217.08	3,939,165.96		152,694.10		71,887.98	224,582.08		422,734.11		3,330.12	426,064.23	650,646.31	4,589,812.27									4,363,377.09	226,435.18	4,589,812.27	
Advice to Debit Account		9,056,036.11			9,056,036.11		144,138.41		345,435.68	489,574.09		397,714.16			397,714.16	887,288.25	9,943,324.36									9,597,888.68	345,435.68	9,943,324.36	
Working Fund for FAPs																													
Cash Disbursement Ceiling (CDC)																													
TOTAL CASH DISBURSEMENTS		12,843,984.99		151,217.08	12,995,202.07		296,832.51		417,323.66	714,156.17		820,448.27		3,330.12	823,778.39	1,537,934.56	14,533,136.63									13,961,265.77	571,870.86	14,533,136.63	
NON-CASH DISBURSEMENTS		846,119.26		929,335.55	1,775,454.81		723.97		1,916,032.04	1,916,756.01		12,451.43		(1,161,284.43)	(1,148,833.00)	767,923.01	2,543,377.82									859,294.66	1,684,083.16	2,543,377.82	
Tax Remittance Advices Issued (TRA)		846,119.26		929,335.55	1,775,454.81		723.97		1,916,032.04	1,916,756.01		12,451.43		(1,161,284.43)	(1,148,833.00)	767,923.01	2,543,377.82									859,294.66	1,684,083.16	2,543,377.82	
Non-Cash Availment Authority (NCAA)																													
Disbursements effected through outright deductions from claims (please specify...)																													
Overpayment of expenses(e.g. personnel benefits)																													
Restitution for loss of government property																													
Liquidated damages and similar claims																													
Others(TEF, BTr-Documentary Stamp Tax, etc.)																													
TOTAL NON-CASH DISBURSEMENTS		846,119.26		929,335.55	1,775,454.81		723.97		1,916,032.04	1,916,756.01		12,451.43		(1,161,284.43)	(1,148,833.00)	767,923.01	2,543,377.82									859,294.66	1,684,083.16	2,543,377.82	
GRAND TOTAL		13,690,104.25		1,080,552.63	14,770,656.88		297,556.48		2,333,355.70	2,630,912.18		832,899.70		(1,157,954.31)	(325,054.61)	2,305,857.57	17,076,514.45									14,820,560.43	2,255,954.02	17,076,514.45	

SUMMARY

Particulars	Previous Report	This Month	As at Date
(1)	(2)	(3)	(4)
Total Disbursement Authorities Received	334,933,045.70	28,072,377.82	363,005,423.52
NCA	143,813,813.00	12,776,000.00	156,589,813.00
NTA	143,585,990.00	12,753,000.00	156,338,990.00
Working Fund	-	-	-
TRA	47,533,242.70	2,543,377.82	50,076,620.52
CDC	-	-	-
NCAA	-	-	-
Less: Notice of Transfer of Allocations (NTA)* issued	143,585,990.00	12,753,000.00	156,338,990.00
Total Disbursement Authorities Available	191,347,055.70	15,319,377.82	206,666,433.52
Less:			
Lapsed NCA	2,437,073.59	-	2,437,073.59
Disbursements	179,293,320.32	17,076,514.45	196,369,834.77
Less: Other Non-Cash Disbursements			
Disbursements effected through outright deductions from claims	-	-	-
Overpayment of expenses(e.g. personnel benefits)	-	-	-
Restitution for loss of government property	-	-	-
Liquidated damages and similar claims	-	-	-
Others (e.g. TEF, BTr, Docs Stamp, etc.)	-	-	-
Add/Less: Adjustments (e.g. cancelled/staled checks)	12,276.44	-	12,276.44
Balance of Disbursement Authorities as at date	9,628,938.23	(1,757,136.63)	7,871,801.60
Total Disbursements Program	191,359,332.14	15,319,377.82	206,678,709.96
Less: **Actual Disbursements	179,293,320.32	17,076,514.45	196,369,834.77
(Over)/Under spending	12,066,011.82	(1,757,136.63)	10,308,875.19

Notes: * The use of NTA is discouraged
 ** Amounts should tally with the grand total disbursement (column 27).

Certified Correct:

DIÑA M. NILLOSAN
 Agency Chief Accountant
 Date: 

Approved by:

ENGR. NONITA S. CAGUIOA
 Assistant Secretary
 Finance, Information Systems and Mining Concerns
 Date:

MONTHLY REPORT OF DISBURSEMENTS
For the month of November 2021

Department: Department of Environment and Natural Resources (DENR)
 Agency: Office of the Secretary
 Operating Unit: ALL
 Organization Code: 10 001 0100000
 Fund Cluster: 02 - Foreign Assisted Projects Fund (LP)

Particulars	Current Year Budget					Prior Year's Budget											SUB-TOTAL	Trust Liabilities				Grand Total					Remarks	
	PS	MOOE	Fin Ex	CO	TOTAL	Prior Year's Accounts Payable					Current Year's Accounts Payable					TOTAL		PS	MOOE	CO	TOTAL	PS	MOOE	Fin Ex	CO	TOTAL		
						PS	MOOE	FinEx	CO	Sub-Total	PS	MOOE	FinEx	CO	Sub-Total													PS
1	2	3	4	5	6=(2+3+4+5)	7	8	9	10	11=(7+8+9+10)	12	13	14	15	16=(12+13+14+15)	17=(11+16)	18=(6+17)	19	20	21	22=(19+20+21)	23	24	25	26	27=(23+24+25+26)	28	
CASH DISBURSEMENTS		4,609,809.88		8,982,160.43	13,591,970.31		865,861.80		22,801,091.27	23,666,953.07		2,672,985.97		(691,643.28)	1,981,342.69	25,648,295.76	39,240,266.07								8,148,657.65		31,091,608.42	39,240,266.07
Notice of Cash Allocation (NCA)																												
MDS Checks Issued																												
Advice to Debit Account																												
Notice of Transfer Allocations (NTA)																												
MDS Checks Issued																												
Advice to Debit Account																												
Working Fund for FAPs		4,609,809.88		8,982,160.43	13,591,970.31		865,861.80		22,801,091.27	23,666,953.07		2,672,985.97		(691,643.28)	1,981,342.69	25,648,295.76	39,240,266.07								8,148,657.65		31,091,608.42	39,240,266.07
Cash Disbursement Ceiling (CDC)																												
TOTAL CASH DISBURSEMENTS		4,609,809.88		8,982,160.43	13,591,970.31		865,861.80		22,801,091.27	23,666,953.07		2,672,985.97		(691,643.28)	1,981,342.69	25,648,295.76	39,240,266.07								8,148,657.65		31,091,608.42	39,240,266.07
NON-CASH DISBURSEMENTS																												
Tax Remittance Advices Issued (TRA)																												
Non-Cash Availment Authority (NCAA)																												
Disbursements effected through outright deductions from claims (please specify...)																												
Overpayment of expenses (e.g. personnel benefits)																												
Restitution for loss of government property																												
Liquidated damages and similar claims																												
Others (TEF, BTr-Documentary Stamp Tax, etc.)																												
TOTAL NON-CASH DISBURSEMENTS																												
GRAND TOTAL		4,609,809.88		8,982,160.43	13,591,970.31		865,861.80		22,801,091.27	23,666,953.07		2,672,985.97		(691,643.28)	1,981,342.69	25,648,295.76	39,240,266.07								8,148,657.65		31,091,608.42	39,240,266.07

SUMMARY

Particulars	Previous Report	This Month	As at Date
(1)	(2)	(3)	(4)
Total Disbursement Authorities Received	2,066,157,102.43	123,651,147.12	2,189,808,249.55
NCA	-	-	-
NTA/Funding Check (FC) Received	943,278,203.00	58,371,804.03	1,001,650,007.03
Working Fund	1,122,878,899.43	65,279,343.09	1,188,158,242.52
TRA	-	-	-
CDC	-	-	-
NCAA	-	-	-
Less: Notice of Transfer of Allocations (NTA)/Funding Check (FC)* issued	944,324,301.00	61,823,928.00	1,006,148,229.00
Total Disbursement Authorities Available	1,121,832,801.43	61,827,219.12	1,183,660,020.55
Less:			
Lapsed NCA	-	-	-
Disbursements	1,086,953,680.94	39,240,266.07	1,126,193,947.01
Less: Other Non-Cash Disbursements			
Disbursements effected through outright deductions from claims	-	-	-
Overpayment of expenses (e.g. personnel benefits)	-	-	-
Restitution for loss of government property	-	-	-
Liquidated damages and similar claims	-	-	-
Others (e.g. TEF, BTr, Docs Stamp, etc.)	-	-	-
Add/Less: Adjustments (e.g. cancelled/staled checks)	103,049.28	2,670.00	105,719.28
Balance of Disbursement Authorities as at date	34,982,169.77	22,589,623.05	57,571,792.82
Total Disbursements Program	1,121,935,850.71	61,829,889.12	1,183,765,739.83
Less: **Actual Disbursements	1,086,953,680.94	39,240,266.07	1,126,193,947.01
(Over)/Under spending	34,982,169.77	22,589,623.05	57,571,792.82

Notes: * The use of NTA is discouraged
 ** Amounts should tally with the grand total disbursement (column 27).

Certified Correct:

Diana M Nillosan
DIANA M NILLOSAN
 Agency Chief Accountant
 Date: *11/11/21*

Approved by:

Nonita S. Caguioa
ENGR. NONITA S. CAGUIOA
 Assistant Secretary
 Finance, Information Systems and Mining Concerns
 Date

MONTHLY REPORT OF DISBURSEMENTS
For the month of November 2021

Department: Department of Environment and Natural Resources (DENR)
Agency: Office of the Secretary
Operating Unit: ALL
Organization Code: 10 001 0100000
Fund Cluster: 03 - Special Account - Locally Funded

Particulars	Current Year Budget					Prior Year's Budget											Trust Liabilities				Grand Total					Remarks		
	PS	MOOE	FinEx	CO	TOTAL	Prior Year's Accounts Payable					Current Year's Accounts Payable						SUB-TOTAL	PS	MOOE	CO	TOTAL	PS	MOOE	FinEx	CO		TOTAL	
						PS	MOOE	FinEx	CO	Sub-Total	PS	MOOE	FinEx	CO	Sub-Total	TOTAL												
1	2	3	4	5	6=(2+3+4+5)	7	8	9	10	11=(7+8+9+10)	12	13	14	15	16=(12+13+14+15)	17=(11+16)	18=(6+17)	19	20	21	22=(19+20+21)	23	24	25	26	27=(23+24+25+26)	28	
CASH DISBURSEMENTS		159,233.44		1,070,207.24	1,229,440.68												1,229,440.68								159,233.44	1,070,207.24	1,229,440.68	
Notice of Cash Allocation (NCA)		159,233.44		1,070,207.24	1,229,440.68												1,229,440.68								159,233.44	1,070,207.24	1,229,440.68	
MDS Checks Issued		74,211.06		1,070,207.24	1,144,418.30												1,144,418.30								74,211.06	1,070,207.24	1,144,418.30	
Advice to Debit Account		85,022.38			85,022.38												85,022.38								85,022.38		85,022.38	
Notice of Transfer Allocations (NTA)																												
MDS Checks Issued																												
Advice to Debit Account																												
Working Fund for FAPs																												
Cash Disbursement Ceiling (CDC)																												
TOTAL CASH DISBURSEMENTS		159,233.44		1,070,207.24	1,229,440.68												1,229,440.68								159,233.44	1,070,207.24	1,229,440.68	
NON-CASH DISBURSEMENTS		13,454.29			13,454.29												13,454.29								13,454.29		13,454.29	
Tax Remittance Advices Issued (TRA)		13,454.29			13,454.29												13,454.29								13,454.29		13,454.29	
Non-Cash Availment Authority (NCAA)																												
Disbursements effected through outright deductions from claims (please specify...)																												
Overpayment of expenses(e.g. personnel benefits)																												
Restitution for loss of government property																												
Liquidated damages and similar claims																												
Others (TEF, BTr-Documentary Stamp Tax, etc.)																												
TOTAL NON-CASH DISBURSEMENTS		13,454.29			13,454.29												13,454.29								13,454.29		13,454.29	
GRAND TOTAL		172,687.73		1,070,207.24	1,242,894.97												1,242,894.97								172,687.73	1,070,207.24	1,242,894.97	

Particulars	Previous Report	This Month	As at Date
(1)	(2)	(3)	(4)
Total Disbursement Authorities Received	9,817,238.09	76,454.29	9,893,692.38
NCA	9,312,226.00	63,000.00	9,375,226.00
NTA	190,851.50	-	190,851.50
Working Fund	-	-	-
TRA	314,160.59	13,454.29	327,614.88
CDC	-	-	-
NCAA	-	-	-
Less: Notice of Transfer of Allocations (NTA)* issued	190,851.50	-	190,851.50
Total Disbursement Authorities Available	9,626,386.59	76,454.29	9,702,840.88
Less:			
Lapsed NCA	1,977,423.26	-	1,977,423.26
Disbursements	4,710,020.02	1,242,894.97	5,952,914.99
Less: Other Non-Cash Disbursements	-	-	-
Disbursements effected through outright deductions from claims	-	-	-
Overpayment of expenses(e.g. personnel benefits)	-	-	-
Restitution for loss of government property	-	-	-
Liquidated damages and similar claims	-	-	-
Others (e.g. TEF, BTr, Docs Stamp, etc.)	-	-	-
Add/Less: Adjustments (e.g. cancelled/staled checks)	-	-	-
Balance of Disbursement Authorities as at date	2,938,943.31	(1,166,440.68)	1,772,502.63
Total Disbursements Program	9,626,386.59	76,454.29	9,702,840.88
Less: *Actual Disbursements	4,710,020.02	1,242,894.97	5,952,914.99
(Over)/Under spending	4,916,366.57	(1,166,440.68)	3,749,925.89

Notes: * The use of NTA is discouraged
Notes: ** Amounts should tally with the grand total disbursement (column 27).

Certified Correct:

Dina M. Nillosan
DIÑA M. NILLOSAN
Agency Chief Accountant
Date: *11/11/21*

Approved by:

Nonita S. Caguioa
ENGR. NONITA S. CAGUIOA
Assistant Secretary
Finance, Information Systems and Mining Concerns
Date:

MONTHLY REPORT OF DISBURSEMENTS
For the month of November 2021


Department: Department of Environment and Natural Resources (DENR)
 Agency: Office of the Secretary
 Operating Unit: ALL
 Organization Code: 10 001 0100000
 Fund Cluster: 04 - Special Account - Foreign Assisted/Grant


Particulars	Current Year Budget					Prior Year's Budget											SUB-TOTAL	Trust Liabilities				Grand Total					Remarks	
	PS	MOOE	FinEx	CO	TOTAL	Prior Year's Accounts Payable					Current Year's Accounts Payable					TOTAL		PS	MOOE	CO	TOTAL	PS	MOOE	FinEx	CO	TOTAL		
						PS	MOOE	FinEx	CO	Sub-Total	PS	MOOE	FinEx	CO	Sub-Total													22=(19+20+21)
1	2	3	4	5	6=(2+3+4+5)	7	8	9	10	11=(7+8+9+10)	12	13	14	15	16=(12+13+14+15)	17=(11+16)	18=(6+17)	19	20	21	22	23	24	25	26	27	28	
CASH DISBURSEMENTS																												
Notice of Cash Allocation (NCA)																												
MDS Checks Issued																												
Advice to Debit Account																												
Notice of Transfer Allocations (NTA)																												
MDS Checks Issued																												
Advice to Debit Account																												
Working Fund for FAPs																												
Cash Disbursement Ceiling (CDC)																												
TOTAL CASH DISBURSEMENTS																												
NON-CASH DISBURSEMENTS																												
Tax Remittance Advices Issued (TRA)																												
Non-Cash Availment Authority (NCAA)																												
Disbursements effected through outright deductions from claims (please specify...)																												
Overpayment of expenses(e.g. personnel benefits)																												
Restitution for loss of government property																												
Liquidated damages and similar claims																												
Others(TEF, BTr-Documentary Stamp Tax, etc.)																												
TOTAL NON-CASH DISBURSEMENTS																												
GRAND TOTAL																												

SUMMARY

Particulars	Previous Report	This Month	As at Date
(1)	(2)	(3)	(4)
Total Disbursement Authorities Received	1,668,927.84		1,668,927.84
NCA			
NTA			
Working Fund	1,668,927.84		1,668,927.84
TRA			
CDC			
NCAA			
Less: Notice of Transfer of Allocations (NTA)* issued			
Total Disbursement Authorities Available	1,668,927.84		1,668,927.84
Less:			
Lapsed NCA			
Disbursements	41,598.90		41,598.90
Less: Other Non-Cash Disbursements			
Disbursements effected through outright deductions from claims			
Overpayment of expenses(e.g. personnel benefits)			
Restitution for loss of government property			
Liquidated damages and similar claims			
Others (e.g. TEF, BTr, Docs Stamp, etc.)			
Add/Less: Adjustments (e.g. cancelled/staled checks)			
Balance of Disbursement Authorities as at date	1,627,328.94		1,627,328.94
Total Disbursements Program	1,668,927.84		1,668,927.84
Less: *Actual Disbursements	41,598.90		41,598.90
(Over)/Under spending	1,627,328.94		1,627,328.94

Notes: * The use of NTA is discouraged
 Notes: ** Amounts should tally with the grand total disbursement (column 27).

Certified Correct:

DIÑA M. NILLOSAN
 Agency Chief Accountant
 Date:

Approved by:

ENGR. NONITA S. CAGUIOA
 Assistant Secretary
 Finance, Information Systems and Mining Concerns
 Date:

MONTHLY REPORT OF DISBURSEMENTS
For the month of November 2021



Department: Department of Environment and Natural Resources (DENR)
Agency: Office of the Secretary
Operating Unit: ALL
Organization Code: 10 001 0100000
Fund Cluster: 07 - Trust Fund


Particulars	Current Year Budget					Prior Year's Budget											SUB-TOTAL	Trust Liabilities				Grand Total					Remarks	
	PS	MOOE	FinEx	CO	TOTAL	Prior Year's Accounts Payable					Current Year's Accounts Payable							PS	MOOE	CO	TOTAL	PS	MOOE	FinEx	CO	TOTAL		
						PS	MOOE	FinEx	CO	Sub-Total	PS	MOOE	FinEx	CO	Sub-Total	PS												MOOE
1	2	3	4	5	6=(2+3+4+5)	7	8	9	10	11=(7+8+9+10)	12	13	14	15	16=(12+13+14+15)	17=(11+16)	18=(6+17)	19	20	21	22=(19+20+21)	23	24	25	26	27=(23+24+25+26)	28	
CASH DISBURSEMENTS																												
Notice of Cash Allocation (NCA)																												
MDS Checks Issued																												
Advice to Debit Account																												
Notice of Transfer Allocations (NTA)																												
MDS Checks issued																												
Advice to Debit Account																												
Working Fund for FAPs																												
Cash Disbursement Ceiling (CDC)																												
TOTAL CASH DISBURSEMENTS																												
NON-CASH DISBURSEMENTS																												
Tax Remittance Advices Issued (TRA)																												
Non-Cash Availment Authority (NCAA)																												
Disbursements effected through outright deductions from claims (please specify...)																												
Overpayment of expenses(e.g. personnel benefits)																												
Restitution for loss of government property																												
Liquidated damages and similar claims																												
Others(TEF, BTr-Documentary Stamp Tax, etc.)																												
TOTAL NON-CASH DISBURSEMENTS																												
GRAND TOTAL																												

SUMMARY

Particulars	Previous Report	This Month	As at Date
(1)	(2)	(3)	(4)
Total Disbursement Authorities Received	283,701,516.70	20,919,682.03	304,621,198.73
NCA	282,900,606.00	3,256,919.00	286,157,525.00
NTA***	-	17,522,000.00	17,522,000.00
Working Fund	-	-	-
TRA	800,910.70	140,763.03	941,673.73
CDC	-	-	-
NCAA	-	-	-
Less: Notice of Transfer of Allocations (NTA)* issued	17,655,000.00	-	17,655,000.00
Total Disbursement Authorities Available	266,046,516.70	20,919,682.03	286,966,198.73
Less:			
Lapsed NCA	0.95	-	0.95
Disbursements	263,288,322.47	3,211,253.96	266,499,576.43
Less: Other Non-Cash Disbursements			
Disbursements effected through outright deductions from claims	-	-	-
Overpayment of expenses(e.g. personnel benefits)	-	-	-
Restitution for loss of government property	-	-	-
Liquidated damages and similar claims	-	-	-
Others (e.g. TEF, BTr, Docs Stamp, etc.)	-	-	-
Add/Less: Adjustments (e.g. cancelled/staled checks)	(2,909.92)	-	(2,909.92)
Balance of Disbursement Authorities as at date	2,755,283.36	17,708,428.07	20,463,711.43
Total Disbursements Program	266,043,606.78	20,919,682.03	286,963,288.81
Less: *Actual Disbursements	263,288,322.47	3,211,253.96	266,499,576.43
(Over)/Under spending	2,755,284.31	17,708,428.07	20,463,712.38

Notes: * The use of NTA is discouraged
Notes: ** Amounts should tally with the grand total disbursement (column 27).
Notes: *** NTA issued to Region 11 amounting to Php 133,000.00 was recorded the following month (November).

Certified Correct:

DIÑA M. NILLOSAN
Agency Chief Accountant
Date: 

Approved by:

ENGR. NONITA S. CAGUIOA
Assistant Secretary
Finance, Information Systems and Mining Concerns
Date: