



MONTHLY REPORT OF DISBURSEMENTS
For the month of May 2022


Department: Department of Environment and Natural Resources (DENR)
Agency: Office of the Secretary
Operating Unit: ALL
Organization Code: 10 001 0100000
Fund Cluster: 01 - Regular Agency Fund

Particulars	Current Year Budget					Prior Year's Budget											SUB-TOTAL	Trust Liabilities				Grand Total					Remarks	
	PS	MOOE	FinEx	CO	TOTAL	Prior Year's Accounts Payable					Current Year's Accounts Payable					TOTAL		PS	MOOE	CO	TOTAL	PS	MOOE	FinEx	CO	TOTAL		
						PS	MOOE	FinEx	CO	Sub-Total	PS	MOOE	FinEx	CO	Sub-Total													19
1	2	3	4	5	6=(2+3+4+5)	7	8	9	10	11=(7+8+9+10)	12	13	14	15	16=(12+13+14+15)	17=(11+16)	18=(6+17)	19	20	21	22=(19+20+21)	23	24	25	26	27=(23+24+25+26)	28	
CASH DISBURSEMENTS	946,584,266.61	462,693,910.20	-	119,399,469.27	1,528,677,646.08	(416,654.58)	30,641,822.73	-	23,198,065.38	53,423,233.53	1,332,561.72	6,032,277.85	-	5,132,733.81	12,497,573.38	65,920,806.91	1,594,598,452.99	-	-	-	-	947,500,173.75	499,368,010.78	-	147,730,268.46	1,594,598,452.99	-	
Notice of Cash Allocation (NCA)	942,420,064.61	454,614,693.55	-	119,317,359.27	1,516,352,117.43	(416,654.58)	30,462,877.98	-	23,198,065.38	53,244,288.78	1,332,561.72	5,575,931.55	-	5,132,733.81	12,041,227.08	65,285,515.86	1,581,637,633.29	-	-	-	-	943,335,971.75	490,653,503.08	-	147,648,158.46	1,581,637,633.29	-	
MDS Checks Issued	147,165,290.94	86,275,839.28	-	17,512,523.11	250,953,653.33	49,042.39	7,899,091.07	-	6,083,376.77	14,031,510.23	604,272.14	1,534,672.90	-	68,670.45	2,207,615.49	16,239,125.72	267,192,779.05	-	-	-	-	147,818,605.47	95,709,603.25	-	23,664,570.33	267,192,779.05	-	
Advice to Debit Account	795,254,773.67	368,338,854.27	-	101,804,836.16	1,265,398,464.10	(465,696.97)	22,563,786.91	-	17,114,688.61	39,212,778.55	728,289.58	4,041,258.65	-	5,064,063.36	9,833,611.59	49,046,390.14	1,314,444,854.24	-	-	-	-	795,517,366.28	394,943,899.83	-	123,983,588.13	1,314,444,854.24	-	
Notice of Transfer Allocations (NTA)	4,164,202.00	8,079,216.65	-	82,110.00	12,325,528.65	-	178,944.75	-	-	178,944.75	-	456,346.30	-	-	456,346.30	635,291.05	12,960,819.70	-	-	-	-	4,164,202.00	8,714,507.70	-	82,110.00	12,960,819.70	-	
MDS Checks Issued	-	1,855,276.51	-	-	1,855,276.51	-	12,987.94	-	-	12,987.94	-	-	-	-	-	12,987.94	1,868,264.45	-	-	-	-	-	-	1,868,264.45	-	-	1,868,264.45	-
Advice to Debit Account	4,164,202.00	6,223,940.14	-	82,110.00	10,470,252.14	-	165,956.81	-	-	165,956.81	-	456,346.30	-	-	456,346.30	622,303.11	11,092,555.25	-	-	-	-	4,164,202.00	6,846,243.25	-	82,110.00	11,092,555.25	-	
Working Fund for FAPs	-	-	-	-	-	-	-	-	-	-	-	-	-	-	-	-	-	-	-	-	-	-	-	-	-	-	-	-
Cash Disbursement Ceiling (CDC)	-	-	-	-	-	-	-	-	-	-	-	-	-	-	-	-	-	-	-	-	-	-	-	-	-	-	-	-
TOTAL CASH DISBURSEMENTS	946,584,266.61	462,693,910.20	-	119,399,469.27	1,528,677,646.08	(416,654.58)	30,641,822.73	-	23,198,065.38	53,423,233.53	1,332,561.72	6,032,277.85	-	5,132,733.81	12,497,573.38	65,920,806.91	1,594,598,452.99	-	-	-	-	947,500,173.75	499,368,010.78	-	147,730,268.46	1,594,598,452.99	-	
NON-CASH DISBURSEMENTS	33,089,634.47	9,548,575.10	-	4,160,417.04	46,798,626.61	-	2,082,880.58	-	309,116.83	2,391,997.41	4,689.00	160,613.47	-	273,695.41	438,997.88	2,830,995.29	49,629,621.90	-	-	-	-	33,094,323.47	11,792,069.15	-	4,743,229.28	49,629,621.90	-	
Tax Remittance Advices Issued (TRA)	33,085,934.47	9,544,694.39	-	4,160,417.04	46,791,045.90	-	2,082,778.58	-	309,116.83	2,391,895.41	4,689.00	160,613.47	-	273,695.41	438,997.88	2,830,893.29	49,621,939.19	-	-	-	-	33,090,623.47	11,788,086.44	-	4,743,229.28	49,621,939.19	-	
Non-Cash Availment Authority (NCAA)	-	-	-	-	-	-	-	-	-	-	-	-	-	-	-	-	-	-	-	-	-	-	-	-	-	-	-	-
Disbursements effected through outright deductions from claims (please specify)	3,700.00	3,880.71	-	-	7,580.71	-	102.00	-	-	102.00	-	-	-	-	-	102.00	7,682.71	-	-	-	-	3,700.00	3,982.71	-	-	7,682.71	-	
Overpayment of expenses(e.g. personnel benefits)	3,700.00	3,880.71	-	-	7,580.71	-	102.00	-	-	102.00	-	-	-	-	-	102.00	7,682.71	-	-	-	-	3,700.00	3,982.71	-	-	7,682.71	-	
Restitution for loss of government property	-	-	-	-	-	-	-	-	-	-	-	-	-	-	-	-	-	-	-	-	-	-	-	-	-	-	-	-
Liquidated damages and similar claims	-	-	-	-	-	-	-	-	-	-	-	-	-	-	-	-	-	-	-	-	-	-	-	-	-	-	-	-
Others(TEF BTr-Documentary Stamp Tax etc)	-	-	-	-	-	-	-	-	-	-	-	-	-	-	-	-	-	-	-	-	-	-	-	-	-	-	-	-
TOTAL NON-CASH DISBURSEMENTS	33,089,634.47	9,548,575.10	-	4,160,417.04	46,798,626.61	-	2,082,880.58	-	309,116.83	2,391,997.41	4,689.00	160,613.47	-	273,695.41	438,997.88	2,830,995.29	49,629,621.90	-	-	-	-	33,094,323.47	11,792,069.15	-	4,743,229.28	49,629,621.90	-	
GRAND TOTAL	979,673,901.08	472,242,485.30	-	123,559,886.31	1,575,476,272.69	(416,654.58)	32,724,703.31	-	23,507,182.21	55,815,230.94	1,337,250.72	6,192,891.32	-	5,406,429.22	12,936,571.26	68,751,802.20	1,644,228,074.89	-	-	-	-	980,594,497.22	511,160,079.93	-	152,473,497.74	1,644,228,074.89	-	

Particulars	Previous Report	This Month	As at Date
(1)	(2)	(3)	(4)
Total Disbursement Authorities Received	6,185,692,313.95	1,881,113,263.09	8,066,805,577.04
NCA	5,436,149,125.70	1,683,897,047.00	7,120,046,172.70
NTA	565,725,518.42	147,594,276.90	713,319,795.32
Working Fund	-	-	-
TRA	183,817,669.83	49,621,939.19	233,439,609.02
CDC	-	-	-
NCAA	-	-	-
Less: Notice of Transfer of Allocations (NTA)* issued	621,085,508.06	154,017,588.86	775,103,096.92
Total Disbursement Authorities Available	5,564,606,805.89	1,727,095,674.23	7,291,702,480.12
Less:			
Lapsed NCA	3,760,797.69	-	3,760,797.69
Disbursements	4,701,606,112.42	1,644,228,074.89	6,345,834,187.31
Less: Other Non-Cash Disbursements	116,512.32	7,682.71	124,195.03
Disbursements effected through outright deductions from claims	116,512.32	7,682.71	124,195.03
*** Overpayment of expenses(e.g. personnel benefits)	106,974.24	7,682.71	114,656.95
Restitution for loss of government property	-	-	-
Liquidated damages and similar claims	9,538.08	-	9,538.08
Others (e.g. TEF BTr- Docs Stamp etc)	-	-	-
Add/less Adjustments (e.g. cancelled/staled checks)	(41,507.77)	54,307.33	12,799.56
Balance of Disbursement Authorities as at date	859,305,362.25	82,929,589.38	942,234,951.63
Total Disbursements Program	5,564,565,298.12	1,727,149,981.56	7,291,715,279.68
Less: **Actual Disbursements	4,701,499,138.18	1,644,220,392.18	6,345,719,530.36
(Over)/Under spending	863,066,159.94	82,929,589.38	945,995,749.32

Notes: * The use of NTA is discouraged
** Amounts should tally with the grand total disbursement (column 27).
*** Other Non-Cash Disbursements are from CAR and Region 3.

Certified Correct:

DINA M. NILLOSAN
Agency Chief Accountant
Date: 

Approved by:

ENGR. NONITA S. GAGUIO
Assistant Secretary
Finance, Information Systems and Mining Concerns
Date:

MONTHLY REPORT OF DISBURSEMENTS
For the month of May 2022

Department: Department of Environment and Natural Resources (DENR)
Agency: Office of the Secretary
Operating Unit: ALL
Organization Code: 10 001 0100000
Fund Cluster: 02 - Foreign Assisted Projects Fund (GOP)

Particulars	Current Year Budget					Prior Year's Budget											SUB-TOTAL	Trust Liabilities				Grand Total					Remarks	
	PS	MOOE	Fin Ex	CO	TOTAL	Prior Year's Accounts Payable					Current Year's Accounts Payable					TOTAL		PS	MOOE	CO	TOTAL	PS	MOOE	Fin Ex	CO	TOTAL		
						PS	MOOE	FinEx	CO	Sub-Total	PS	MOOE	FinEx	CO	Sub-Total													
1	2	3	4	5	6=(2+3+4+5)	7	8	9	10	11=(7+8+9+10)	12	13	14	15	16=(12+13+14+15)	17=(11+16)	18=(6+17)	19	20	21	22=(19+20+21)	23	24	25	26	27=(23+24+25+26)	28	
CASH DISBURSEMENTS	-	7,602,747.47	-	211,913.03	7,814,660.50	-	2,266,802.15	-	837,563.42	3,104,365.57	-	24,978.32	-	-	24,978.32	3,129,343.89	10,944,004.39	-	-	-	-	-	-	9,894,527.94	-	1,049,476.45	10,944,004.39	
Notice of Cash Allocation (NCA)	-	-	-	-	-	-	-	-	-	-	-	-	-	-	-	-	-	-	-	-	-	-	-	-	-	-	-	
MDS Checks Issued	-	-	-	-	-	-	-	-	-	-	-	-	-	-	-	-	-	-	-	-	-	-	-	-	-	-	-	
Advice to Debit Account	-	-	-	-	-	-	-	-	-	-	-	-	-	-	-	-	-	-	-	-	-	-	-	-	-	-	-	
Notice of Transfer Allocations (NTA)	-	7,602,747.47	-	211,913.03	7,814,660.50	-	2,266,802.15	-	837,563.42	3,104,365.57	-	24,978.32	-	-	24,978.32	3,129,343.89	10,944,004.39	-	-	-	-	-	-	9,894,527.94	-	1,049,476.45	10,944,004.39	
MDS Checks Issued	-	1,769,494.82	-	199,423.89	1,968,918.71	-	445,144.87	-	520,881.21	966,026.08	-	392.73	-	-	392.73	966,418.81	2,935,337.52	-	-	-	-	-	-	2,215,032.42	-	720,305.10	2,935,337.52	
Advice to Debit Account	-	5,833,252.65	-	12,489.14	5,845,741.79	-	1,821,657.28	-	316,682.21	2,138,339.49	-	24,585.59	-	-	24,585.59	2,162,925.08	8,008,666.87	-	-	-	-	-	-	7,679,495.52	-	329,171.35	8,008,666.87	
Working Fund for FAPs	-	-	-	-	-	-	-	-	-	-	-	-	-	-	-	-	-	-	-	-	-	-	-	-	-	-	-	
Cash Disbursement Ceiling (CDC)	-	-	-	-	-	-	-	-	-	-	-	-	-	-	-	-	-	-	-	-	-	-	-	-	-	-	-	
TOTAL CASH DISBURSEMENTS	-	7,602,747.47	-	211,913.03	7,814,660.50	-	2,266,802.15	-	837,563.42	3,104,365.57	-	24,978.32	-	-	24,978.32	3,129,343.89	10,944,004.39	-	-	-	-	-	-	9,894,527.94	-	1,049,476.45	10,944,004.39	
NON-CASH DISBURSEMENTS	-	246,775.43	-	1,240,286.64	1,487,062.07	-	113,534.28	-	6,461,891.53	6,575,425.81	-	-	-	-	-	6,575,425.81	8,062,487.88	-	-	-	-	-	-	360,309.71	-	7,702,178.17	8,062,487.88	
Tax Remittance Advices Issued (TRA)	-	246,775.43	-	1,240,286.64	1,487,062.07	-	113,534.28	-	6,461,891.53	6,575,425.81	-	-	-	-	-	6,575,425.81	8,062,487.88	-	-	-	-	-	-	360,309.71	-	7,702,178.17	8,062,487.88	
Non-Cash Availment Authority (NCAA)	-	-	-	-	-	-	-	-	-	-	-	-	-	-	-	-	-	-	-	-	-	-	-	-	-	-	-	
Disbursements effected through outright deductions from claims (please specify...)	-	-	-	-	-	-	-	-	-	-	-	-	-	-	-	-	-	-	-	-	-	-	-	-	-	-	-	
Overpayment of expenses(e.g. personnel benefits)	-	-	-	-	-	-	-	-	-	-	-	-	-	-	-	-	-	-	-	-	-	-	-	-	-	-	-	
Restitution for loss of government property	-	-	-	-	-	-	-	-	-	-	-	-	-	-	-	-	-	-	-	-	-	-	-	-	-	-	-	
Liquidated damages and similar claims	-	-	-	-	-	-	-	-	-	-	-	-	-	-	-	-	-	-	-	-	-	-	-	-	-	-	-	
Others(TEF, BTr-Documentary Stamp Tax, etc.)	-	-	-	-	-	-	-	-	-	-	-	-	-	-	-	-	-	-	-	-	-	-	-	-	-	-	-	
TOTAL NON-CASH DISBURSEMENTS	-	246,775.43	-	1,240,286.64	1,487,062.07	-	113,534.28	-	6,461,891.53	6,575,425.81	-	-	-	-	-	6,575,425.81	8,062,487.88	-	-	-	-	-	-	360,309.71	-	7,702,178.17	8,062,487.88	
GRAND TOTAL	-	7,849,522.90	-	1,452,199.67	9,301,722.57	-	2,380,336.43	-	7,299,454.95	9,679,791.38	-	24,978.32	-	-	24,978.32	9,704,769.70	19,006,492.27	-	-	-	-	-	-	10,254,837.65	-	8,751,654.62	19,006,492.27	

SUMMARY

Particulars	Previous Report	This Month	As at Date
(1)	(2)	(3)	(4)
Total Disbursement Authorities Received	97,582,615.01	28,771,287.88	126,353,902.89
NCA	41,539,000.00	10,567,000.00	52,106,000.00
NTA	41,919,500.00	10,141,800.00	52,061,300.00
Working Fund	-	-	-
TRA	14,124,115.01	8,062,487.88	22,186,602.89
CDC	-	-	-
NCAA	-	-	-
Less: Notice of Transfer of Allocations (NTA)* Issued	41,919,500.00	10,141,800.00	52,061,300.00
Total Disbursement Authorities Available	55,663,115.01	18,629,487.88	74,292,602.89
Less:			
Lapsed NCA	135.58	-	135.58
Disbursements	49,176,250.00	19,006,492.27	68,182,742.27
Less: Other Non-Cash Disbursements	-	-	-
Disbursements effected through outright deductions from claims	-	-	-
Overpayment of expenses(e.g. personnel benefits)	-	-	-
Restitution for loss of government property	-	-	-
Liquidated damages and similar claims	-	-	-
Others (e.g. TEF, BTr, Docs Stamp, etc.)	-	-	-
Add/Less: Adjustments (e.g. cancelled/staled checks)	-	-	-
Balance of Disbursement Authorities as at date	6,486,729.43	(377,004.39)	6,109,725.04
Total Disbursements Program	55,663,115.01	18,629,487.88	74,292,602.89
Less: **Actual Disbursements	49,176,250.00	19,006,492.27	68,182,742.27
(Over)/Under spending	6,486,865.01	(377,004.39)	6,109,860.62

Notes: * The use of NTA is discouraged

** Amounts should tally with the grand total disbursement (column 27).

Certified Correct:

Dina M. Nillosan
DIÑA M. NILLOSAN
Agency Chief Accountant
Date: *5/16/22*

Approved by:

Nonifa S. Caguioa
ENGR. NONIFA S. CAGUIOA
Assistant Secretary
Finance, Information Systems and Mining Concerns
Date:

MONTHLY REPORT OF DISBURSEMENTS
For the month of May 2022

Department: Department of Environment and Natural Resources (DENR)
Agency: Office of the Secretary
Operating Unit: ALL
Organization Code: 10 001 0100000
Fund Cluster: 02 - Foreign Assisted Projects Fund (LP)

Particulars	Current Year Budget					Prior Year's Budget											SUB-TOTAL	Trust Liabilities				Grand Total					Remarks
	PS	MOOE	Fin Ex	CO	TOTAL	Prior Year's Accounts Payable					Current Year's Accounts Payable					TOTAL		PS	MOOE	CO	TOTAL	PS	MOOE	Fin Ex	CO	TOTAL	
						PS	MOOE	FinEx	CO	Sub-Total	PS	MOOE	FinEx	CO	Sub-Total												
1	2	3	4	5	6=(2+3+4+5)	7	8	9	10	11=(7+8+9+10)	12	13	14	15	16=(12+13+14+15)	17=(11+16)	18=(6+17)	19	20	21	22=(19+20+21)	23	24	25	26	27=(23+24+25+26)	28
CASH DISBURSEMENTS	-	2,277,198.61	-	29,311,844.78	31,589,043.39	-	7,196,022.67	-	163,621,821.68	170,817,844.35	-	110,159.96	-	-	110,159.96	170,928,004.31	202,517,047.70	-	-	-	-	-	9,583,381.24	-	192,933,666.46	202,517,047.70	
Notice of Cash Allocation (NCA)	-	-	-	-	-	-	-	-	-	-	-	-	-	-	-	-	-	-	-	-	-	-	-	-	-	-	-
MDS Checks Issued	-	-	-	-	-	-	-	-	-	-	-	-	-	-	-	-	-	-	-	-	-	-	-	-	-	-	-
Advice to Debit Account	-	-	-	-	-	-	-	-	-	-	-	-	-	-	-	-	-	-	-	-	-	-	-	-	-	-	-
Notice of Transfer Allocations (NTA)	-	-	-	-	-	-	-	-	-	-	-	-	-	-	-	-	-	-	-	-	-	-	-	-	-	-	-
MDS Checks Issued	-	-	-	-	-	-	-	-	-	-	-	-	-	-	-	-	-	-	-	-	-	-	-	-	-	-	-
Advice to Debit Account	-	-	-	-	-	-	-	-	-	-	-	-	-	-	-	-	-	-	-	-	-	-	-	-	-	-	-
Working Fund for FAPs	-	2,277,198.61	-	29,311,844.78	31,589,043.39	-	7,196,022.67	-	163,621,821.68	170,817,844.35	-	110,159.96	-	-	110,159.96	170,928,004.31	202,517,047.70	-	-	-	-	-	9,583,381.24	-	192,933,666.46	202,517,047.70	
Cash Disbursement Ceiling (CDC)	-	-	-	-	-	-	-	-	-	-	-	-	-	-	-	-	-	-	-	-	-	-	-	-	-	-	-
TOTAL CASH DISBURSEMENTS	-	2,277,198.61	-	29,311,844.78	31,589,043.39	-	7,196,022.67	-	163,621,821.68	170,817,844.35	-	110,159.96	-	-	110,159.96	170,928,004.31	202,517,047.70	-	-	-	-	-	9,583,381.24	-	192,933,666.46	202,517,047.70	
NON-CASH DISBURSEMENTS	-	-	-	-	-	-	-	-	-	-	-	-	-	-	-	-	-	-	-	-	-	-	-	-	-	-	-
Tax Remittance Advices Issued (TRA)	-	-	-	-	-	-	-	-	-	-	-	-	-	-	-	-	-	-	-	-	-	-	-	-	-	-	-
Non-Cash Availment Authority (NCAA)	-	-	-	-	-	-	-	-	-	-	-	-	-	-	-	-	-	-	-	-	-	-	-	-	-	-	-
Disbursements effected through outright deductions from claims (please specify ...)	-	-	-	-	-	-	-	-	-	-	-	-	-	-	-	-	-	-	-	-	-	-	-	-	-	-	-
Overpayment of expenses(e.g. personnel benefits)	-	-	-	-	-	-	-	-	-	-	-	-	-	-	-	-	-	-	-	-	-	-	-	-	-	-	-
Restitution for loss of government property	-	-	-	-	-	-	-	-	-	-	-	-	-	-	-	-	-	-	-	-	-	-	-	-	-	-	-
Liquidated damages and similar claims	-	-	-	-	-	-	-	-	-	-	-	-	-	-	-	-	-	-	-	-	-	-	-	-	-	-	-
Others(TEF, BTr-Documetary Stamp Tax, etc.)	-	-	-	-	-	-	-	-	-	-	-	-	-	-	-	-	-	-	-	-	-	-	-	-	-	-	-
TOTAL NON-CASH DISBURSEMENTS	-	-	-	-	-	-	-	-	-	-	-	-	-	-	-	-	-	-	-	-	-	-	-	-	-	-	-
GRAND TOTAL	-	2,277,198.61	-	29,311,844.78	31,589,043.39	-	7,196,022.67	-	163,621,821.68	170,817,844.35	-	110,159.96	-	-	110,159.96	170,928,004.31	202,517,047.70	-	-	-	-	-	9,583,381.24	-	192,933,666.46	202,517,047.70	



SUMMARY

Particulars	Previous Report	This Month	As at Date
(1)	(2)	(3)	(4)
Total Disbursement Authorities Received	765,973,324.56	30,060,579.07	796,033,903.63
NCA	-	-	-
NTA/Funding Check (FC) Received	365,868,807.55	15,556,724.00	381,425,531.55
Working Fund	400,104,517.01	14,503,855.07	414,608,372.08
TRA	-	-	-
CDC	-	-	-
NCAA	-	-	-
Less: Notice of Transfer of Allocations (NTA)/Funding Check (FC)* issued	371,446,390.00	13,500,000.00	384,946,390.00
Total Disbursement Authorities Available	394,526,934.56	16,560,579.07	411,087,513.63
Less:			
Lapsed NCA	-	-	-
Disbursements	168,163,068.72	202,517,047.70	370,680,116.42
Less: Other Non-Cash Disbursements	-	-	-
Disbursements effected through outright deductions from claims	-	-	-
Overpayment of expenses(e.g. personnel benefits)	-	-	-
Restitution for loss of government property	-	-	-
Liquidated damages and similar claims	-	-	-
Others (e.g. TEF, BTr, Docs Stamp, etc.)	-	-	-
Add/Less: Adjustments (e.g. cancelled/staled checks)	10,504.11	-	10,504.11
Balance of Disbursement Authorities as at date	226,374,369.95	(185,956,468.63)	40,417,901.32
Total Disbursements Program	394,537,438.67	16,560,579.07	411,098,017.74
Less: **Actual Disbursements	168,163,068.72	202,517,047.70	370,680,116.42
(Over)/Under spending	226,374,369.95	(185,956,468.63)	40,417,901.32


Notes: * The use of NTA is discouraged

** Amounts should tally with the grand total disbursement (column 27).

Certified Correct:


DIANA M. NILLOSAN
Agency Chief Accountant
Date: 

Approved by:


ENGR. NONITA S. OAGUIOA
Assistant Secretary
Finance, Information Systems and Mining Concerns
Date:

MONTHLY REPORT OF DISBURSEMENTS
For the month of May 2022


Department: Department of Environment and Natural Resources (DENR)
 Agency: Office of the Secretary
 Operating Unit: ALL
 Organization Code: 10 001 0100000
 Fund Cluster: 03 - Special Account - Locally Funded

Particulars	Current Year Budget					Prior Year's Budget											Trust Liabilities				Grand Total					Remarks	
	PS	MOOE	FinEx	CO	TOTAL	Prior Year's Accounts Payable				Current Year's Accounts Payable					SUB-TOTAL	PS	MOOE	CO	TOTAL	PS	MOOE	FinEx	CO	TOTAL			
						PS	MOOE	FinEx	CO	Sub-Total	PS	MOOE	FinEx	CO											Sub-Total		
1	2	3	4	5	6=(2+3+4+5)	7	8	9	10	11=(7+8+9+10)	12	13	14	15	16=(12+13+14+15)	17=(11+16)	18=(6+17)	19	20	21	22=(19+20+21)	23	24	25	26	27=(23+24+25+26)	28
CASH DISBURSEMENTS	-	100,566.74	-	-	100,566.74	-	-	-	-	-	-	-	-	-	-	-	100,566.74	-	-	-	-	-	100,566.74	-	-	100,566.74	-
Notice of Cash Allocation (NCA)	-	100,566.74	-	-	100,566.74	-	-	-	-	-	-	-	-	-	-	-	100,566.74	-	-	-	-	-	100,566.74	-	-	100,566.74	-
MDS Checks Issued	-	-	-	-	-	-	-	-	-	-	-	-	-	-	-	-	-	-	-	-	-	-	-	-	-	-	-
Advice to Debit Account	-	100,566.74	-	-	100,566.74	-	-	-	-	-	-	-	-	-	-	-	100,566.74	-	-	-	-	-	100,566.74	-	-	100,566.74	-
Notice of Transfer Allocations (NTA)	-	-	-	-	-	-	-	-	-	-	-	-	-	-	-	-	-	-	-	-	-	-	-	-	-	-	-
MDS Checks Issued	-	-	-	-	-	-	-	-	-	-	-	-	-	-	-	-	-	-	-	-	-	-	-	-	-	-	-
Advice to Debit Account	-	-	-	-	-	-	-	-	-	-	-	-	-	-	-	-	-	-	-	-	-	-	-	-	-	-	-
Working Fund for FAPs	-	-	-	-	-	-	-	-	-	-	-	-	-	-	-	-	-	-	-	-	-	-	-	-	-	-	-
Cash Disbursement Ceiling (CDC)	-	-	-	-	-	-	-	-	-	-	-	-	-	-	-	-	-	-	-	-	-	-	-	-	-	-	-
TOTAL CASH DISBURSEMENTS	-	100,566.74	-	-	100,566.74	-	-	-	-	-	-	-	-	-	-	-	100,566.74	-	-	-	-	-	100,566.74	-	-	100,566.74	-
NON-CASH DISBURSEMENTS	-	7,432.72	-	-	7,432.72	-	-	-	-	-	-	-	-	-	-	-	7,432.72	-	-	-	-	-	7,432.72	-	-	7,432.72	-
Tax Remittance Advices Issued (TRA)	-	7,432.72	-	-	7,432.72	-	-	-	-	-	-	-	-	-	-	-	7,432.72	-	-	-	-	-	7,432.72	-	-	7,432.72	-
Non-Cash Availment Authority (NCAA)	-	-	-	-	-	-	-	-	-	-	-	-	-	-	-	-	-	-	-	-	-	-	-	-	-	-	-
Disbursements effected through outright deductions from claims (please specify...)	-	-	-	-	-	-	-	-	-	-	-	-	-	-	-	-	-	-	-	-	-	-	-	-	-	-	-
Overpayment of expenses(e.g. personnel benefits)	-	-	-	-	-	-	-	-	-	-	-	-	-	-	-	-	-	-	-	-	-	-	-	-	-	-	-
Restitution for loss of government property	-	-	-	-	-	-	-	-	-	-	-	-	-	-	-	-	-	-	-	-	-	-	-	-	-	-	-
Liquidated damages and similar claims	-	-	-	-	-	-	-	-	-	-	-	-	-	-	-	-	-	-	-	-	-	-	-	-	-	-	-
Others(TEF, BTr-Documentary Stamp Tax, etc.)	-	-	-	-	-	-	-	-	-	-	-	-	-	-	-	-	-	-	-	-	-	-	-	-	-	-	-
TOTAL NON-CASH DISBURSEMENTS	-	7,432.72	-	-	7,432.72	-	-	-	-	-	-	-	-	-	-	-	7,432.72	-	-	-	-	-	7,432.72	-	-	7,432.72	-
GRAND TOTAL	-	107,999.46	-	-	107,999.46	-	-	-	-	-	-	-	-	-	-	-	107,999.46	-	-	-	-	-	107,999.46	-	-	107,999.46	-


Particulars	Previous Report	This Month	As at Date
(1)	(2)	(3)	(4)
Total Disbursement Authorities Received	819,884.23	107,999.46	927,883.69
NCA	397,245.00	100,566.74	497,811.74
NTA	209,908.50	-	209,908.50
Working Fund	-	-	-
TRA	212,730.73	7,432.72	220,163.45
CDC	-	-	-
NCAA	-	-	-
Less: Notice of Transfer of Allocations (NTA)* issued	-	-	-
Total Disbursement Authorities Available	819,884.23	107,999.46	927,883.69
Less:			
Lapsed NCA	0.23	-	0.23
Disbursements	619,230.38	107,999.46	727,229.84
Less: Other Non-Cash Disbursements	-	-	-
Disbursements effected through outright deductions from claims	-	-	-
Overpayment of expenses(e.g. personnel benefits)	-	-	-
Restitution for loss of government property	-	-	-
Liquidated damages and similar claims	-	-	-
Others (e.g. TEF, BTr, Docs Stamp, etc.)	-	-	-
Add/Less: Adjustments (e.g. cancelled/staled checks)	-	-	-
Balance of Disbursement Authorities as at date	200,653.62	-	200,653.62
Total Disbursements Program	819,884.23	107,999.46	927,883.69
Less: *Actual Disbursements	619,230.38	107,999.46	727,229.84
(Over)/Under spending	200,653.85	-	200,653.85

Notes: * The use of NTA is discouraged
 Notes: ** Amounts should tally with the grand total disbursement (column 27).

Certified Correct:


DINA M. NILLOSAN
 Agency Chief Accountant
 Date:

Approved by:


ENGR. NONITA S. CAGUIOA
 Assistant Secretary
 Finance, Information Systems and Mining Concerns
 Date:

MONTHLY REPORT OF DISBURSEMENTS
For the month of May 2022


Department: Department of Environment and Natural Resources (DENR)
 Agency: Office of the Secretary
 Operating Unit: ALL
 Organization Code: 10 001 0100000
 Fund Cluster: 04 - Special Account - Foreign Assisted/Grant


Particulars	Current Year Budget					Prior Year's Budget											SUB-TOTAL	Trust Liabilities				Grand Total					Remarks
	PS	MOOE	FinEx	CO	TOTAL	Prior Year's Accounts Payable					Current Year's Accounts Payable					TOTAL		PS	MOOE	CO	TOTAL	PS	MOOE	FinEx	CO	TOTAL	
						PS	MOOE	FinEx	CO	Sub-Total	PS	MOOE	FinEx	CO	Sub-Total												
1	2	3	4	5	6=(2+3+4+5)	7	8	9	10	11=(7+8+9+10)	12	13	14	15	16=(12+13+14+15)	17=(11+16)	18=(6+17)	19	20	21	22	23	24	25	26	27	28
CASH DISBURSEMENTS	-	-	-	-	-	-	-	-	-	-	-	-	-	-	-	-	-	-	-	-	-	-	-	-	-	-	-
Notice of Cash Allocation (NCA)	-	-	-	-	-	-	-	-	-	-	-	-	-	-	-	-	-	-	-	-	-	-	-	-	-	-	-
MDS Checks Issued	-	-	-	-	-	-	-	-	-	-	-	-	-	-	-	-	-	-	-	-	-	-	-	-	-	-	-
Advice to Debit Account	-	-	-	-	-	-	-	-	-	-	-	-	-	-	-	-	-	-	-	-	-	-	-	-	-	-	-
Notice of Transfer Allocations (NTA)	-	-	-	-	-	-	-	-	-	-	-	-	-	-	-	-	-	-	-	-	-	-	-	-	-	-	-
MDS Checks Issued	-	-	-	-	-	-	-	-	-	-	-	-	-	-	-	-	-	-	-	-	-	-	-	-	-	-	-
Advice to Debit Account	-	-	-	-	-	-	-	-	-	-	-	-	-	-	-	-	-	-	-	-	-	-	-	-	-	-	-
Working Fund for FAPs	-	-	-	-	-	-	-	-	-	-	-	-	-	-	-	-	-	-	-	-	-	-	-	-	-	-	-
Cash Disbursement Ceiling (CDC)	-	-	-	-	-	-	-	-	-	-	-	-	-	-	-	-	-	-	-	-	-	-	-	-	-	-	-
TOTAL CASH DISBURSEMENTS	-	-	-	-	-	-	-	-	-	-	-	-	-	-	-	-	-	-	-	-	-	-	-	-	-	-	-
NON-CASH DISBURSEMENTS	-	-	-	-	-	-	-	-	-	-	-	-	-	-	-	-	-	-	-	-	-	-	-	-	-	-	-
Tax Remittance Advices Issued (TRA)	-	-	-	-	-	-	-	-	-	-	-	-	-	-	-	-	-	-	-	-	-	-	-	-	-	-	-
Non-Cash Availment Authority (NCAA)	-	-	-	-	-	-	-	-	-	-	-	-	-	-	-	-	-	-	-	-	-	-	-	-	-	-	-
Disbursements effected through outright deductions from claims (please specify...)	-	-	-	-	-	-	-	-	-	-	-	-	-	-	-	-	-	-	-	-	-	-	-	-	-	-	-
Overpayment of expenses(e.g. personnel benefits)	-	-	-	-	-	-	-	-	-	-	-	-	-	-	-	-	-	-	-	-	-	-	-	-	-	-	-
Restitution for loss of government property	-	-	-	-	-	-	-	-	-	-	-	-	-	-	-	-	-	-	-	-	-	-	-	-	-	-	-
Liquidated damages and similar claims	-	-	-	-	-	-	-	-	-	-	-	-	-	-	-	-	-	-	-	-	-	-	-	-	-	-	-
Others(TEF, BTr-Documentary Stamp Tax, etc.)	-	-	-	-	-	-	-	-	-	-	-	-	-	-	-	-	-	-	-	-	-	-	-	-	-	-	-
TOTAL NON-CASH DISBURSEMENTS	-	-	-	-	-	-	-	-	-	-	-	-	-	-	-	-	-	-	-	-	-	-	-	-	-	-	-
GRAND TOTAL	-	-	-	-	-	-	-	-	-	-	-	-	-	-	-	-	-	-	-	-	-	-	-	-	-	-	-

SUMMARY

Particulars	Previous Report	This Month	As at Date
(1)	(2)	(3)	(4)
Total Disbursement Authorities Received	6,977,203.13	-	6,977,203.13
NCA	-	-	-
NTA	-	-	-
Working Fund	6,977,203.13	-	6,977,203.13
TRA	-	-	-
CDC	-	-	-
NCAA	-	-	-
Less: Notice of Transfer of Allocations (NTA)* issued	5,265,743.78	-	5,265,743.78
Total Disbursement Authorities Available	1,711,459.35	-	1,711,459.35
Less:			
Lapsed NCA	-	-	-
Disbursements	-	-	-
Less: Other Non-Cash Disbursements	-	-	-
Disbursements effected through outright deductions from claims	-	-	-
Overpayment of expenses(e.g. personnel benefits)	-	-	-
Restitution for loss of government property	-	-	-
Liquidated damages and similar claims	-	-	-
Others (e.g. TEF, BTr, Docs Stamp, etc.)	-	-	-
Add/Less: Adjustments (e.g. cancelled/staled checks)	-	-	-
Balance of Disbursement Authorities as at date	1,711,459.35	-	1,711,459.35
Total Disbursements Program	1,711,459.35	-	1,711,459.35
Less: *Actual Disbursements	-	-	-
(Over)/Under spending	1,711,459.35	-	1,711,459.35

Notes: * The use of NTA is discouraged
 Notes: ** Amounts should tally with the grand total disbursement (column 27).

Certified Correct:

DIÑA M. NILLOSAN
 Agency Chief Accountant
 Date: *pe 8*

Approved by:

ENGR. NONITA S. CAGUIOA
 Assistant Secretary
 Finance, Information Systems and Mining Concerns
 Date:

MONTHLY REPORT OF DISBURSEMENTS
For the month of May 2022

Department: Department of Environment and Natural Resources (DENR)
Agency: Office of the Secretary
Operating Unit: ALL
Organization Code: 10 001 0100000
Fund Cluster: 07 - Trust Fund

Particulars	Current Year Budget					Prior Year's Budget											SUB-TOTAL	Trust Liabilities				Grand Total					Remarks
	PS	MOOE	FinEx	CO	TOTAL	Prior Year's Accounts Payable					Current Year's Accounts Payable					TOTAL		PS	MOOE	CO	TOTAL	PS	MOOE	FinEx	CO	TOTAL	
						PS	MOOE	FinEx	CO	Sub-Total	PS	MOOE	FinEx	CO	Sub-Total												
1	2	3	4	5	6=(2+3+4+5)	7	8	9	10	11=(7+8+9+10)	12	13	14	15	16=(12+13+14+15)	17=(11+16)	18=(6+17)	19	20	21	22=(19+20+21)	23	24	25	26	27=(23+24+25+26)	28
CASH DISBURSEMENTS	-	62,500.00	-	-	62,500.00	-	-	-	-	-	-	-	-	-	-	-	62,500.00	-	1,658,846.12	-	1,658,846.12	-	1,721,346.12	-	-	-	1,721,346.12
Notice of Cash Allocation (NCA)	-	62,500.00	-	-	62,500.00	-	-	-	-	-	-	-	-	-	-	-	62,500.00	-	1,658,846.12	-	1,658,846.12	-	1,721,346.12	-	-	-	1,721,346.12
MDS Checks Issued	-	62,500.00	-	-	62,500.00	-	-	-	-	-	-	-	-	-	-	-	62,500.00	-	-	-	-	-	62,500.00	-	-	-	62,500.00
Advice to Debit Account	-	-	-	-	-	-	-	-	-	-	-	-	-	-	-	-	-	-	1,658,846.12	-	1,658,846.12	-	1,658,846.12	-	-	-	1,658,846.12
Notice of Transfer Allocations (NTA)	-	-	-	-	-	-	-	-	-	-	-	-	-	-	-	-	-	-	-	-	-	-	-	-	-	-	-
MDS Checks Issued	-	-	-	-	-	-	-	-	-	-	-	-	-	-	-	-	-	-	-	-	-	-	-	-	-	-	-
Advice to Debit Account	-	-	-	-	-	-	-	-	-	-	-	-	-	-	-	-	-	-	-	-	-	-	-	-	-	-	-
Working Fund for FAPs	-	-	-	-	-	-	-	-	-	-	-	-	-	-	-	-	-	-	-	-	-	-	-	-	-	-	-
Cash Disbursement Ceiling (CDC)	-	-	-	-	-	-	-	-	-	-	-	-	-	-	-	-	-	-	-	-	-	-	-	-	-	-	-
TOTAL CASH DISBURSEMENTS	-	62,500.00	-	-	62,500.00	-	-	-	-	-	-	-	-	-	-	-	62,500.00	-	1,658,846.12	-	1,658,846.12	-	1,721,346.12	-	-	-	1,721,346.12
NON-CASH DISBURSEMENTS	-	-	-	-	-	-	-	-	-	-	-	-	-	-	-	-	-	-	52,449.92	-	52,449.92	-	52,449.92	-	-	-	52,449.92
Tax Remittance Advices Issued (TRA)	-	-	-	-	-	-	-	-	-	-	-	-	-	-	-	-	-	-	52,449.92	-	52,449.92	-	52,449.92	-	-	-	52,449.92
Non-Cash Availment Authority (NCAA)	-	-	-	-	-	-	-	-	-	-	-	-	-	-	-	-	-	-	-	-	-	-	-	-	-	-	-
Disbursements effected through outright deductions from claims (please specify...)	-	-	-	-	-	-	-	-	-	-	-	-	-	-	-	-	-	-	-	-	-	-	-	-	-	-	-
Overpayment of expenses(e.g. personnel benefits)	-	-	-	-	-	-	-	-	-	-	-	-	-	-	-	-	-	-	-	-	-	-	-	-	-	-	-
Restitution for loss of government property	-	-	-	-	-	-	-	-	-	-	-	-	-	-	-	-	-	-	-	-	-	-	-	-	-	-	-
Liquidated damages and similar claims	-	-	-	-	-	-	-	-	-	-	-	-	-	-	-	-	-	-	-	-	-	-	-	-	-	-	-
Others(TEF, BTR-Documentary Stamp Tax, etc.)	-	-	-	-	-	-	-	-	-	-	-	-	-	-	-	-	-	-	-	-	-	-	-	-	-	-	-
TOTAL NON-CASH DISBURSEMENTS	-	-	-	-	-	-	-	-	-	-	-	-	-	-	-	-	-	-	52,449.92	-	52,449.92	-	52,449.92	-	-	-	52,449.92
GRAND TOTAL	-	62,500.00	-	-	62,500.00	-	-	-	-	-	-	-	-	-	-	-	62,500.00	-	1,711,296.04	-	1,711,296.04	-	1,773,796.04	-	-	-	1,773,796.04



SUMMARY

Particulars	Previous Report	This Month	As at Date
(1)	(2)	(3)	(4)
Total Disbursement Authorities Received	17,589,271.31	312,692.92	17,901,964.23
NCA	17,119,531.00	260,243.00	17,379,774.00
NTA***	-	-	-
Working Fund	-	-	-
TRA	469,740.31	52,449.92	522,190.23
CDC	-	-	-
NCAA	-	-	-
Less: Notice of Transfer of Allocations (NTA)* issued	-	-	-
Total Disbursement Authorities Available	17,589,271.31	312,692.92	17,901,964.23
Less:			
Lapsed NCA	-	-	-
Disbursements	11,670,456.38	1,773,796.04	13,444,252.42
Less: Other Non-Cash Disbursements	-	-	-
Disbursements effected through outright deductions from claims	-	-	-
Overpayment of expenses(e.g. personnel benefits)	-	-	-
Restitution for loss of government property	-	-	-
Liquidated damages and similar claims	-	-	-
Others (e.g. TEF, BTR, Docs Stamp, etc.)	-	-	-
Add/Less: Adjustments (e.g. cancelled/staled checks)	-	-	-
Balance of Disbursement Authorities as at date	5,918,814.93	(1,461,103.12)	4,457,711.81
Total Disbursements Program	17,589,271.31	312,692.92	17,901,964.23
Less: *Actual Disbursements	11,670,456.38	1,773,796.04	13,444,252.42
(Over)/Under spending	5,918,814.93	(1,461,103.12)	4,457,711.81


Notes: * The use of NTA is discouraged

Notes: ** Amounts should tally with the grand total disbursement (column 27).

Certified Correct:


DIÑA M. NILLOSAN
Agency Chief Accountant
Date: 

Approved by:


ENGR. NONITA S. LAGUIÑA
Assistant Secretary
Finance, Information Systems and Mining Concerns
Date: