

MONTHLY REPORT OF DISBURSEMENTS
For the month of May 2021

Department: Department of Environment and Natural Resources (DENR)
Agency: Office of the Secretary
Operating Unit: ALL
Organization Code: 10 001 010000
Fund Cluster: 01 - Regular Agency Fund

Particulars	Current Year Budget					Prior Year's Budget											SUB-TOTAL	Trust Liabilities				Grand Total					Remarks	
	PS	MOOE	FinEx	CO	TOTAL	Prior Year's Accounts Payable					Current Year's Accounts Payable					TOTAL		PS	MO	OE	CO	TOTAL	PS	MOOE	FinEx	CO		TOTAL
						PS	MOOE	FinEx	CO	Sub-Total	PS	MOOE	FinEx	CO	Sub-Total													
1	2	3	4	5	6=(2+3+4+5)	7	8	9	10	11=(7+8+9+10)	12	13	14	15	16=(12+13+14+15)	17=(11+16)	18=(6+17)	19	20	21	22=(19+20+21)	23	24	25	26	27=(23+24+25+26)	28	
CASH DISBURSEMENTS	910,056,145.97	362,052,235.78	-	111,988,249.82	1,384,096,631.57	1,209,218.53	75,031,738.72	-	28,710,050.58	104,951,007.83	-	9,343,163.85	-	3,201,739.70	12,544,903.55	117,495,911.38	1,501,592,542.95	-	-	-	-	911,265,364.50	446,427,138.35	-	143,900,040.10	1,501,592,542.95		
Notice of Cash Allocation (NCA)	909,148,472.41	357,842,276.52	-	111,988,249.82	1,378,978,998.75	1,209,218.53	74,257,303.51	-	28,710,050.58	104,176,572.62	-	9,289,255.28	-	3,201,739.70	12,490,994.98	116,667,567.60	1,495,646,566.35	-	-	-	-	910,357,690.94	441,388,835.31	-	143,900,040.10	1,495,646,566.35		
MDS Checks Issued	176,110,756.96	60,156,205.47	-	25,670,538.12	261,937,500.55	687,353.64	15,372,982.53	-	5,426,679.18	21,487,015.35	-	1,337,768.60	-	547,246.94	1,885,015.54	23,372,030.89	285,309,531.44	-	-	-	-	176,798,110.60	76,866,956.60	-	31,644,464.24	285,309,531.44		
Advice to Debit Account	733,037,715.45	297,686,071.05	-	86,317,711.70	1,117,041,498.20	521,864.89	58,884,320.98	-	23,283,371.40	82,689,557.27	-	7,951,486.68	-	2,654,492.76	10,605,979.44	93,295,536.71	1,210,337,034.91	-	-	-	-	733,559,580.34	364,521,878.71	-	112,255,575.86	1,210,337,034.91		
Notice of Transfer Allocations (NTA)	907,673.56	4,209,959.26	-	-	5,117,632.82	-	774,435.21	-	-	774,435.21	-	-	-	-	-	774,435.21	3,323,998.08	-	-	-	-	907,673.56	4,984,394.47	-	-	5,892,068.03		
MDS Checks Issued	41,637.91	2,507,924.96	-	-	2,549,562.87	-	774,435.21	-	-	774,435.21	-	-	-	-	-	774,435.21	3,323,998.08	-	-	-	-	41,637.91	3,282,360.17	-	-	3,323,998.08		
Advice to Debit Account	866,035.65	1,702,034.30	-	-	2,568,069.95	-	-	-	-	-	-	-	-	-	-	-	2,568,069.95	-	-	-	-	866,035.65	1,702,034.30	-	-	2,568,069.95		
Working Fund for FAPs	-	-	-	-	-	-	-	-	-	-	-	-	-	-	-	-	53,908.57	-	-	-	-	-	-	-	-	53,908.57		
Cash Disbursement Ceiling (CDC)	-	-	-	-	-	-	-	-	-	-	-	-	-	-	-	-	53,908.57	-	-	-	-	-	-	-	-	53,908.57		
TOTAL CASH DISBURSEMENTS	910,056,145.97	362,052,235.78	-	111,988,249.82	1,384,096,631.57	1,209,218.53	75,031,738.72	-	28,710,050.58	104,951,007.83	-	9,343,163.85	-	3,201,739.70	12,544,903.55	117,495,911.38	1,501,592,542.95	-	-	-	-	911,265,364.50	446,427,138.35	-	143,900,040.10	1,501,592,542.95		
NON-CASH DISBURSEMENTS	26,868,456.07	9,823,663.85	-	1,999,242.47	38,691,362.39	-	2,434,619.10	-	591,897.49	3,026,516.59	-	175,895.77	-	210,691.91	386,587.68	3,413,104.27	42,104,466.66	-	-	-	-	26,868,456.07	12,434,178.72	-	2,801,831.87	42,104,466.66		
Tax Remittance Advices Issued (TRA)	26,864,956.07	9,822,891.33	-	1,999,242.47	38,687,089.87	-	2,434,619.10	-	591,897.49	3,026,516.59	-	175,895.77	-	210,691.91	386,587.68	3,413,104.27	42,100,194.14	-	-	-	-	26,864,956.07	12,433,406.20	-	2,801,831.87	42,100,194.14		
Non-Cash Availment Authority (NCAA)	-	-	-	-	-	-	-	-	-	-	-	-	-	-	-	-	-	-	-	-	-	-	-	-	-	-		
Disbursements effected through outright deductions from claims (please specify...)	3,500.00	772.52	-	-	4,272.52	-	-	-	-	-	-	-	-	-	-	-	4,272.52	-	-	-	-	3,500.00	772.52	-	-	4,272.52		
Overpayment of expenses (e.g. personnel benefits)	-	-	-	-	-	-	-	-	-	-	-	-	-	-	-	-	-	-	-	-	-	-	-	-	-	-		
Restitution for loss of government property	-	-	-	-	-	-	-	-	-	-	-	-	-	-	-	-	-	-	-	-	-	-	-	-	-	-		
Liquidated damages and similar claims	3,500.00	772.52	-	-	4,272.52	-	-	-	-	-	-	-	-	-	-	-	4,272.52	-	-	-	-	3,500.00	772.52	-	-	4,272.52		
Others (TEF BTR-Documentary Stamp Tax etc.)	-	-	-	-	-	-	-	-	-	-	-	-	-	-	-	-	-	-	-	-	-	-	-	-	-	-		
TOTAL NON-CASH DISBURSEMENTS	26,868,456.07	9,823,663.85	-	1,999,242.47	38,691,362.39	-	2,434,619.10	-	591,897.49	3,026,516.59	-	175,895.77	-	210,691.91	386,587.68	3,413,104.27	42,104,466.66	-	-	-	-	26,868,456.07	12,434,178.72	-	2,801,831.87	42,104,466.66		
GRAND TOTAL	936,924,602.04	371,875,899.63	-	113,987,492.29	1,422,787,993.96	1,209,218.53	77,466,357.82	-	29,301,948.07	107,977,524.42	-	9,519,059.62	-	3,412,431.61	12,931,491.23	120,909,015.65	1,543,697,009.61	-	-	-	-	938,133,820.57	458,861,317.07	-	146,701,871.97	1,543,697,009.61		

SUMMARY

Particulars	Previous Report	This Month	As at Date
(1)	(2)	(3)	(4)
Total Disbursement Authorities Received	5,558,007,749.47	2,033,510,482.24	7,591,518,231.71
NCA	5,123,984,331.98	1,818,494,774.00	6,942,479,105.98
NTA	272,785,047.05	172,915,514.10	445,700,561.15
Working Fund	-	-	-
TRA	161,238,370.44	42,100,194.14	203,338,564.58
CDC	-	-	-
NCAA	-	-	-
Less: Notice of Transfer of Allocations (NTA)* issued	322,433,861.12	196,688,028.19	519,121,889.31
Total Disbursement Authorities Available	5,235,573,888.35	1,836,822,454.05	7,072,396,342.40
Less:			
Lapsed NCA	7,410,477.55	-	7,410,477.55
***Disbursements	4,499,292,064.97	1,543,697,009.61	6,042,989,074.58
Less: Other Non-Cash Disbursements	-	-	-
Disbursements effected through outright deductions from claims	-	-	-
Overpayment of expenses (e.g. personnel benefits)	-	-	-
Restitution for loss of government property	-	-	-
Liquidated damages and similar claims	-	-	-
Others (e.g. TEF BTR Docs Stamp etc.)	-	-	-
Add/Less: Adjustments (e.g. cancelled/staled checks)	1,629,004.40	243,387.42	1,872,391.82
Balance of Disbursement Authorities as at date	730,500,350.23	293,368,831.86	1,023,869,182.09
Total Disbursements Program	5,237,202,892.75	1,837,065,841.47	7,074,268,734.22
Less: **Actual Disbursements	4,499,292,064.97	1,543,697,009.61	6,042,989,074.58
(Over)/Under spending	737,910,827.78	293,368,831.86	1,031,279,659.64

Notes: * The use of NTA is discouraged
** Amounts should tally with the grand total disbursement (column 27).

Certified Correct:


DIÑA M. NILLOSAN
Agency Chief Accountant
Date: 

Recommending Approval:


ANGELITO V. FONTANILLA
Director, Financial and Management Service
Date: 

Approved by:


ENGR. NONITA S. CAGUIOA
Assec. for Finance, Information Systems and Mining Concerns
Date: 

MONTHLY REPORT OF DISBURSEMENTS
For the month of May 2021

Department: Department of Environment and Natural Resources (DENR)
Agency: Office of the Secretary
Operating Unit: ALL
Organization Code: 10 001 0100000
Fund Cluster: 02 - Foreign Assisted Projects Fund

Particulars	Current Year Budget					Prior Year's Budget											SUB-TOTAL	Trust Liabilities				Grand Total					Remarks	
	PS	MOOE	Fin Ex	CO	TOTAL	Prior Year's Accounts Payable					Current Year's Accounts Payable					TOTAL		PS	MOOE	CO	TOTAL	PS	MOOE	Fin Ex	CO	TOTAL		
						PS	MOOE	FinEx	CO	Sub-Total	PS	MOOE	FinEx	CO	Sub-Total													PS
1	2	3	4	5	6=(2+3+4+5)	7	8	9	10	11=(7+8+9+10)	12	13	14	15	16=(12+13+14+15)	17=(11+16)	18=(6+17)	19	20	21	22=(19+20+21)	23	24	25	26	27=(23+24+25+26)	28	
CASH DISBURSEMENTS	-	11,737,070.46	-	10,926,069.18	22,663,139.64	-	3,624,498.74	-	54,290,567.91	57,915,066.65	-	333,644.20	-	-	333,644.20	58,248,710.85	80,911,850.49	-	-	-	-	-	-	15,695,213.40	-	65,216,637.09	80,911,850.49	
Notice of Cash Allocation (NCA)	-	10,117,908.94	-	10,867,085.31	20,984,994.25	-	3,476,107.74	-	54,198,213.31	57,674,321.05	-	333,644.20	-	-	333,644.20	58,007,965.25	78,992,959.50	-	-	-	-	-	-	13,927,660.88	-	65,065,298.62	78,992,959.50	
MDS Checks Issued	-	3,685,502.38	-	10,867,085.31	14,552,587.69	-	3,104,393.62	-	54,152,032.88	57,256,426.50	-	-	-	-	-	57,256,426.50	71,809,014.19	-	-	-	-	-	-	6,789,896.00	-	65,019,118.19	71,809,014.19	
Advice to Debit Account	-	6,432,406.56	-	-	6,432,406.56	-	371,714.12	-	46,180.43	417,894.55	-	333,644.20	-	-	333,644.20	751,538.75	7,183,945.31	-	-	-	-	-	-	7,137,764.88	-	46,180.43	7,183,945.31	
Notice of Transfer Allocations (NTA)	-	1,619,161.52	-	58,983.87	1,678,145.39	-	148,391.00	-	92,354.60	240,745.60	-	-	-	-	-	240,745.60	1,918,890.99	-	-	-	-	-	-	1,767,552.52	-	151,338.47	1,918,890.99	
MDS Checks Issued	-	1,384,886.77	-	58,983.87	1,443,870.64	-	148,391.00	-	66,975.84	215,366.84	-	-	-	-	-	215,366.84	1,659,237.48	-	-	-	-	-	-	1,533,277.77	-	125,959.71	1,659,237.48	
Advice to Debit Account	-	234,274.75	-	-	234,274.75	-	-	-	25,378.76	25,378.76	-	-	-	-	-	25,378.76	259,653.51	-	-	-	-	-	-	234,274.75	-	25,378.76	259,653.51	
Working Fund for FAPs	-	-	-	-	-	-	-	-	-	-	-	-	-	-	-	-	-	-	-	-	-	-	-	-	-	-	-	
Cash Disbursement Ceiling (CDC)	-	-	-	-	-	-	-	-	-	-	-	-	-	-	-	-	-	-	-	-	-	-	-	-	-	-	-	
TOTAL CASH DISBURSEMENTS	-	11,737,070.46	-	10,926,069.18	22,663,139.64	-	3,624,498.74	-	54,290,567.91	57,915,066.65	-	333,644.20	-	-	333,644.20	58,248,710.85	80,911,850.49	-	-	-	-	-	-	15,695,213.40	-	65,216,637.09	80,911,850.49	
NON-CASH DISBURSEMENTS	-	2,819,174.78	-	31,524.65	2,850,699.43	-	1,894,236.22	-	2,359,603.19	4,253,839.41	-	10,807.80	-	-	10,807.80	4,264,647.21	7,115,346.64	-	-	-	-	-	-	4,724,218.80	-	2,391,127.84	7,115,346.64	
Tax Remittance Advices Issued (TRA)	-	2,819,174.78	-	31,524.65	2,850,699.43	-	1,894,236.22	-	2,359,603.19	4,253,839.41	-	10,807.80	-	-	10,807.80	4,264,647.21	7,115,346.64	-	-	-	-	-	-	4,724,218.80	-	2,391,127.84	7,115,346.64	
Non-Cash Availment Authority (NCAA)	-	-	-	-	-	-	-	-	-	-	-	-	-	-	-	-	-	-	-	-	-	-	-	-	-	-	-	
Disbursements effected through outright deductions from claims (please specify...)	-	-	-	-	-	-	-	-	-	-	-	-	-	-	-	-	-	-	-	-	-	-	-	-	-	-	-	
Overpayment of expenses(e.g. personnel benefits)	-	-	-	-	-	-	-	-	-	-	-	-	-	-	-	-	-	-	-	-	-	-	-	-	-	-	-	
Restitution for loss of government property	-	-	-	-	-	-	-	-	-	-	-	-	-	-	-	-	-	-	-	-	-	-	-	-	-	-	-	
Liquidated damages and similar claims	-	-	-	-	-	-	-	-	-	-	-	-	-	-	-	-	-	-	-	-	-	-	-	-	-	-	-	
Others(TEF, BTr-Documentary Stamp Tax, etc.)	-	-	-	-	-	-	-	-	-	-	-	-	-	-	-	-	-	-	-	-	-	-	-	-	-	-	-	
TOTAL NON-CASH DISBURSEMENTS	-	2,819,174.78	-	31,524.65	2,850,699.43	-	1,894,236.22	-	2,359,603.19	4,253,839.41	-	10,807.80	-	-	10,807.80	4,264,647.21	7,115,346.64	-	-	-	-	-	-	4,724,218.80	-	2,391,127.84	7,115,346.64	
GRAND TOTAL	-	14,556,245.24	-	10,957,593.83	25,513,839.07	-	5,518,734.96	-	56,650,171.10	62,168,906.06	-	344,452.00	-	-	344,452.00	62,513,358.06	88,027,197.13	-	-	-	-	-	-	20,419,432.20	-	67,607,764.93	88,027,197.13	

SUMMARY

Particulars	Previous Report	This Month	As at Date
(1)	(2)	(3)	(4)
Total Disbursement Authorities Received	1,015,760,155.04	103,897,477.60	1,119,657,632.64
NCA	50,250,000.00	13,405,000.00	63,655,000.00
NTA	82,876,938.31	13,405,000.00	96,281,938.31
Working Fund	866,837,012.27	69,972,130.95	936,809,143.22
TRA	15,796,204.46	7,115,346.65	22,911,551.11
CDC	-	-	-
NCAA	-	-	-
Less: Notice of Transfer of Allocations (NTA)* issued	472,668,396.00	64,257,014.00	536,925,410.00
Total Disbursement Authorities Available	543,091,759.04	39,640,463.60	582,732,222.64
Less:			
Lapsed NCA	109,641.94	-	109,641.94
Disbursements	380,518,089.60	88,027,197.13	468,545,286.73
Less: Other Non-Cash Disbursements	-	-	-
Disbursements effected through outright deductions from claims	-	-	-
Overpayment of expenses(e.g. personnel benefits)	-	-	-
Restitution for loss of government property	-	-	-
Liquidated damages and similar claims	-	-	-
Others (e.g. TEF, BTr, Docs Stamp, etc.)	-	-	-
Add/Less: Adjustments (e.g. cancelled/staled checks)	136,801.83	-	136,801.83
Balance of Disbursement Authorities as at date	162,600,829.33	(48,386,733.53)	114,214,095.80
Total Disbursements Program	543,228,560.87	39,640,463.60	582,869,024.47
Less: ** Actual Disbursements	380,518,089.60	88,027,197.13	468,545,286.73
(Over)/Under spending	162,710,471.27	(48,386,733.53)	114,323,737.74

Notes: * The use of NTA is discouraged

** Amounts should tally with the grand total disbursement (column 27).

Certified Correct:


DINA M. NILLOSAN

Agency Chief Accountant

Date: 

Recommending Approval:


ANGELITO V. FONTANILLA

Director, Financial and Management Service

Date:

Approved by:


ENGR. NONITA S. DAGUIOSA

Asec. for Finance, Information Systems and Mining Concerns

Date:

MONTHLY REPORT OF DISBURSEMENTS
For the month of May 2021

FAR No. 4



Department: Department of Environment and Natural Resources (DENR)
Agency: Office of the Secretary
Operating Unit: ALL
Organization Code: 10 001 0100000
Fund Cluster: 03 - Special Account - Locally Funded

Particulars	Current Year Budget					Prior Year's Budget											Trust Liabilities					Grand Total					Remarks	
	PS	MOOE	FinEx	CO	TOTAL	Prior Year's Accounts Payable					Current Year's Accounts Payable					SUB-TOTAL	PS	MOOE	CO	TOTAL	PS	MOOE	FinEx	CO	TOTAL			
						PS	MOOE	FinEx	CO	Sub-Total	PS	MOOE	FinEx	CO	Sub-Total											TOTAL		
1	2	3	4	5	6=(2+3+4+5)	7	8	9	10	11=(7+8+9+10)	12	13	14	15	16=(12+13+14+15)	17=(11+16)	18=(6+17)	19	20	21	22=(19+20+21)	23	24	25	26	27=(23+24+25+26)	28	
CASH DISBURSEMENTS	-	105,000.00	-	559,459.82	664,459.82	-	-	-	-	-	-	-	-	-	-	-	664,459.82	-	-	-	-	-	-	-	-	-	-	-
Notice of Cash Allocation (NCA)	-	105,000.00	-	559,459.82	664,459.82	-	-	-	-	-	-	-	-	-	-	-	664,459.82	-	-	-	-	-	-	-	-	-	-	-
MDS Checks Issued	-	-	-	-	-	-	-	-	-	-	-	-	-	-	-	-	-	-	-	-	-	-	-	-	-	-	-	-
Advice to Debit Account	-	105,000.00	-	559,459.82	664,459.82	-	-	-	-	-	-	-	-	-	-	-	664,459.82	-	-	-	-	-	-	-	-	-	-	-
Notice of Transfer Allocations (NTA)	-	-	-	-	-	-	-	-	-	-	-	-	-	-	-	-	-	-	-	-	-	-	-	-	-	-	-	-
MDS Checks Issued	-	-	-	-	-	-	-	-	-	-	-	-	-	-	-	-	-	-	-	-	-	-	-	-	-	-	-	-
Advice to Debit Account	-	-	-	-	-	-	-	-	-	-	-	-	-	-	-	-	-	-	-	-	-	-	-	-	-	-	-	-
Working Fund for FAPs	-	-	-	-	-	-	-	-	-	-	-	-	-	-	-	-	-	-	-	-	-	-	-	-	-	-	-	-
Cash Disbursement Ceiling (CDC)	-	-	-	-	-	-	-	-	-	-	-	-	-	-	-	-	-	-	-	-	-	-	-	-	-	-	-	-
TOTAL CASH DISBURSEMENTS	-	105,000.00	-	559,459.82	664,459.82	-	-	-	-	-	-	-	-	-	-	-	664,459.82	-	-	-	-	-	-	-	-	-	-	-
NON-CASH DISBURSEMENTS	-	-	-	-	-	-	-	-	-	-	-	-	-	-	-	-	-	-	-	-	-	-	-	-	-	-	-	-
Tax Remittance Advices Issued (TRA)	-	-	-	-	-	-	-	-	-	-	-	-	-	-	-	-	-	-	-	-	-	-	-	-	-	-	-	-
Non-Cash Availment Authority (NCAA)	-	-	-	-	-	-	-	-	-	-	-	-	-	-	-	-	-	-	-	-	-	-	-	-	-	-	-	-
Disbursements effected through outright deductions from claims (please specify...)	-	-	-	-	-	-	-	-	-	-	-	-	-	-	-	-	-	-	-	-	-	-	-	-	-	-	-	-
Overpayment of expenses(e.g. personnel benefits)	-	-	-	-	-	-	-	-	-	-	-	-	-	-	-	-	-	-	-	-	-	-	-	-	-	-	-	-
Restitution for loss of government property	-	-	-	-	-	-	-	-	-	-	-	-	-	-	-	-	-	-	-	-	-	-	-	-	-	-	-	-
Liquidated damages and similar claims	-	-	-	-	-	-	-	-	-	-	-	-	-	-	-	-	-	-	-	-	-	-	-	-	-	-	-	-
Others(TEF, BTr-Documentary Stamp Tax, etc.)	-	-	-	-	-	-	-	-	-	-	-	-	-	-	-	-	-	-	-	-	-	-	-	-	-	-	-	-
TOTAL NON-CASH DISBURSEMENTS	-	-	-	-	-	-	-	-	-	-	-	-	-	-	-	-	-	-	-	-	-	-	-	-	-	-	-	-
GRAND TOTAL	-	105,000.00	-	559,459.82	664,459.82	-	-	-	-	-	-	-	-	-	-	-	664,459.82	-	-	-	-	-	-	-	-	-	-	-

Particulars	Previous Report	This Month	As at Date
(1)	(2)	(3)	(4)
Total Disbursement Authorities Received	115,528.78	1,045,000.00	1,160,528.78
NCA	-	1,045,000.00	1,045,000.00
NTA	-	-	-
Working Fund	-	-	-
TRA	115,528.78	-	115,528.78
CDC	-	-	-
NCAA	-	-	-
Less: Notice of Transfer of Allocations (NTA)* issued	-	-	-
Total Disbursement Authorities Available	115,528.78	1,045,000.00	1,160,528.78
Less:			
Lapsed NCA	-	380,540.18	380,540.18
Disbursements	115,528.78	664,459.82	779,988.60
Less: Other Non-Cash Disbursements	-	-	-
Disbursements effected through outright deductions from claims	-	-	-
Overpayment of expenses(e.g. personnel benefits)	-	-	-
Restitution for loss of government property	-	-	-
Liquidated damages and similar claims	-	-	-
Others (e.g. TEF, BTr, Docs Stamp, etc.)	-	-	-
Add/Less: Adjustments (e.g. cancelled/staled checks)	-	-	-
Balance of Disbursement Authorities as at date	-	0.00	0.00
Total Disbursements Program	115,528.78	1,045,000.00	1,160,528.78
Less: *Actual Disbursements	115,528.78	664,459.82	779,988.60
(Over)/Under spending	-	380,540.18	380,540.18

Notes: * The use of NTA is discouraged
Notes: ** Amounts should tally with the grand total disbursement (column 27).

Certified Correct:


DIÑA M. NILLOSAN
Agency Chief Accountant
Date: 

Recommending Approval:


ANGELITO V. FONTANILLA
Director, Financial and Management Service
Date:

Approved by:


ENGR. NONITA S. CAGUIOA
Asst. for Finance, Information Systems and Mining Concerns
Date:

MONTHLY REPORT OF DISBURSEMENTS
For the month of May 2021

Department: Department of Environment and Natural Resources (DENR)
 Agency: Office of the Secretary
 Operating Unit: ALL
 Organization Code: 10 001 0100000
 Fund Cluster: 04 - Special Account - Foreign Assisted/Grant

Particulars	Current Year Budget					Prior Year's Budget											SUB-TOTAL	Trust Liabilities				Grand Total					Remarks
	PS	MOOE	FinEx	CO	TOTAL	Prior Year's Accounts Payable					Current Year's Accounts Payable					TOTAL		PS	MOOE	CO	TOTAL	PS	MOOE	FinEx	CO	TOTAL	
						7	8	9	10	11	12	13	14	15	16												
1	2	3	4	5	6=(2+3+4+5)	7	8	9	10	11=(7+8+9+10)	12	13	14	15	16=(12+13+14+15)	17=(11+16)	18=(6+17)	19	20	21	22=(19+20+21)	23	24	25	26	27=(23+24+25+26)	28
CASH DISBURSEMENTS	-	-	-	-	-	-	-	-	-	-	-	-	-	-	-	-	-	-	-	-	-	-	-	-	-	-	-
Notice of Cash Allocation (NCA)	-	-	-	-	-	-	-	-	-	-	-	-	-	-	-	-	-	-	-	-	-	-	-	-	-	-	
MDS Checks Issued	-	-	-	-	-	-	-	-	-	-	-	-	-	-	-	-	-	-	-	-	-	-	-	-	-	-	
Advice to Debit Account	-	-	-	-	-	-	-	-	-	-	-	-	-	-	-	-	-	-	-	-	-	-	-	-	-	-	
Notice of Transfer Allocations (NTA)	-	-	-	-	-	-	-	-	-	-	-	-	-	-	-	-	-	-	-	-	-	-	-	-	-	-	
MDS Checks Issued	-	-	-	-	-	-	-	-	-	-	-	-	-	-	-	-	-	-	-	-	-	-	-	-	-	-	
Advice to Debit Account	-	-	-	-	-	-	-	-	-	-	-	-	-	-	-	-	-	-	-	-	-	-	-	-	-	-	
Working Fund for FAPs	-	-	-	-	-	-	-	-	-	-	-	-	-	-	-	-	-	-	-	-	-	-	-	-	-	-	
Cash Disbursement Ceiling (CDC)	-	-	-	-	-	-	-	-	-	-	-	-	-	-	-	-	-	-	-	-	-	-	-	-	-	-	
TOTAL CASH DISBURSEMENTS	-	-	-	-	-	-	-	-	-	-	-	-	-	-	-	-	-	-	-	-	-	-	-	-	-	-	
NON-CASH DISBURSEMENTS	-	-	-	-	-	-	-	-	-	-	-	-	-	-	-	-	-	-	-	-	-	-	-	-	-	-	
Tax Remittance Advices Issued (TRA)	-	-	-	-	-	-	-	-	-	-	-	-	-	-	-	-	-	-	-	-	-	-	-	-	-	-	
Non-Cash Availment Authority (NCAA)	-	-	-	-	-	-	-	-	-	-	-	-	-	-	-	-	-	-	-	-	-	-	-	-	-	-	
Disbursements effected through outright deductions from claims (please specify...)	-	-	-	-	-	-	-	-	-	-	-	-	-	-	-	-	-	-	-	-	-	-	-	-	-	-	
Overpayment of expenses(e.g. personnel benefits)	-	-	-	-	-	-	-	-	-	-	-	-	-	-	-	-	-	-	-	-	-	-	-	-	-	-	
Restitution for loss of government property	-	-	-	-	-	-	-	-	-	-	-	-	-	-	-	-	-	-	-	-	-	-	-	-	-	-	
Liquidated damages and similar claims	-	-	-	-	-	-	-	-	-	-	-	-	-	-	-	-	-	-	-	-	-	-	-	-	-	-	
Others(TEF, BTr-Documentary Stamp Tax, etc.)	-	-	-	-	-	-	-	-	-	-	-	-	-	-	-	-	-	-	-	-	-	-	-	-	-	-	
TOTAL NON-CASH DISBURSEMENTS	-	-	-	-	-	-	-	-	-	-	-	-	-	-	-	-	-	-	-	-	-	-	-	-	-	-	
GRAND TOTAL	-	-	-	-	-	-	-	-	-	-	-	-	-	-	-	-	-	-	-	-	-	-	-	-	-	-	

SUMMARY

Particulars	Previous Report	This Month	As at Date
(1)	(2)	(3)	(4)
Total Disbursement Authorities Received	1,668,765.96	-	1,668,765.96
NCA	-	-	-
NTA	-	-	-
Working Fund	1,668,765.96	-	1,668,765.96
TRA	-	-	-
CDC	-	-	-
NCAA	-	-	-
Less: Notice of Transfer of Allocations (NTA)* issued	-	-	-
Total Disbursement Authorities Available	1,668,765.96	-	1,668,765.96
Less:			
Lapsed NCA	-	-	-
Disbursements	-	-	-
Less: Other Non-Cash Disbursements	-	-	-
Disbursements effected through outright deductions from claims	-	-	-
Overpayment of expenses(e.g. personnel benefits)	-	-	-
Restitution for loss of government property	-	-	-
Liquidated damages and similar claims	-	-	-
Others (e.g. TEF, BTr, Docs Stamp, etc.)	-	-	-
Add/Less: Adjustments (e.g. cancelled/staled checks)	-	-	-
Balance of Disbursement Authorities as at date	1,668,765.96	-	1,668,765.96
Total Disbursements Program	1,668,765.96	-	1,668,765.96
Less: *Actual Disbursements	-	-	-
(Over)/Under spending	1,668,765.96	-	1,668,765.96

Notes: * The use of NTA is discouraged
 Notes: ** Amounts should tally with the grand total disbursement (column 27).

Certified Correct:

 DIÑA M. NILLOSAN
 Agency Chief Accountant
 Date: 5/20/21

Recommending Approval:

 ANGELITO V. FONTANILLA
 Director, Financial and Management Service
 Date: 5/20/21

Approved by:

 ENGR. NONITA S. CAGUIOA
 Asec. for Finance, Information Systems and Mining Concerns
 Date: 5/20/21

MONTHLY REPORT OF DISBURSEMENTS
For the month of May 2021

Department: Department of Environment and Natural Resources (DENR)
Agency: Office of the Secretary
Operating Unit: ALL
Organization Code: 10 001 0100000
Fund Cluster: 07 - Trust Fund

Particulars	Current Year Budget					Prior Year's Budget											SUB-TOTAL	Trust Liabilities				Grand Total					Remarks	
	PS	MOOE	FinEx	CO	TOTAL	Prior Year's Accounts Payable					Current Year's Accounts Payable					TOTAL		PS	MOOE	CO	TOTAL	PS	MOOE	FinEx	CO	TOTAL		
						PS	MOOE	FinEx	CO	Sub-Total	PS	MOOE	FinEx	CO	Sub-Total													PS
1	2	3	4	5	6=(2+3+4+5)	7	8	9	10	11=(7+8+9+10)	12	13	14	15	16=(12+13+14+15)	17=(11+16)	18=(6+17)	19	20	21	22=(19+20+21)	23	24	25	26	27=(23+24+25+26)	28	
CASH DISBURSEMENTS	-	-	-	-	-	-	-	-	-	-	-	-	-	-	-	-	-	-	1,483,820.36	-	1,483,820.36	-	1,483,820.36	-	-	-	1,483,820.36	
Notice of Cash Allocation (NCA)	-	-	-	-	-	-	-	-	-	-	-	-	-	-	-	-	-	-	1,483,820.36	-	1,483,820.36	-	1,483,820.36	-	-	-	1,483,820.36	
MDS Checks Issued	-	-	-	-	-	-	-	-	-	-	-	-	-	-	-	-	-	-	-	-	-	-	-	-	-	-	-	
Advice to Debit Account	-	-	-	-	-	-	-	-	-	-	-	-	-	-	-	-	-	-	1,483,820.36	-	1,483,820.36	-	1,483,820.36	-	-	-	1,483,820.36	
Notice of Transfer Allocations (NTA)	-	-	-	-	-	-	-	-	-	-	-	-	-	-	-	-	-	-	-	-	-	-	-	-	-	-	-	
MDS Checks Issued	-	-	-	-	-	-	-	-	-	-	-	-	-	-	-	-	-	-	-	-	-	-	-	-	-	-	-	
Advice to Debit Account	-	-	-	-	-	-	-	-	-	-	-	-	-	-	-	-	-	-	-	-	-	-	-	-	-	-	-	
Working Fund for FAPs	-	-	-	-	-	-	-	-	-	-	-	-	-	-	-	-	-	-	-	-	-	-	-	-	-	-	-	
Cash Disbursement Ceiling (CDC)	-	-	-	-	-	-	-	-	-	-	-	-	-	-	-	-	-	-	-	-	-	-	-	-	-	-	-	
TOTAL CASH DISBURSEMENTS	-	-	-	-	-	-	-	-	-	-	-	-	-	-	-	-	-	-	1,483,820.36	-	1,483,820.36	-	1,483,820.36	-	-	-	1,483,820.36	
NON-CASH DISBURSEMENTS	-	-	-	-	-	-	-	-	-	-	-	-	-	-	-	-	-	-	42,360.56	-	42,360.56	-	42,360.56	-	-	-	42,360.56	
Tax Remittance Advices Issued (TRA)	-	-	-	-	-	-	-	-	-	-	-	-	-	-	-	-	-	-	42,360.56	-	42,360.56	-	42,360.56	-	-	-	42,360.56	
Non-Cash Availment Authority (NCAA)	-	-	-	-	-	-	-	-	-	-	-	-	-	-	-	-	-	-	-	-	-	-	-	-	-	-	-	
Disbursements effected through outright deductions from claims (please specify...)	-	-	-	-	-	-	-	-	-	-	-	-	-	-	-	-	-	-	-	-	-	-	-	-	-	-	-	
Overpayment of expenses(e.g. personnel benefits)	-	-	-	-	-	-	-	-	-	-	-	-	-	-	-	-	-	-	-	-	-	-	-	-	-	-	-	
Restitution for loss of government property	-	-	-	-	-	-	-	-	-	-	-	-	-	-	-	-	-	-	-	-	-	-	-	-	-	-	-	
Liquidated damages and similar claims	-	-	-	-	-	-	-	-	-	-	-	-	-	-	-	-	-	-	-	-	-	-	-	-	-	-	-	
Others(TEF, BTr-Documentary Stamp Tax, etc.)	-	-	-	-	-	-	-	-	-	-	-	-	-	-	-	-	-	-	-	-	-	-	-	-	-	-	-	
TOTAL NON-CASH DISBURSEMENTS	-	-	-	-	-	-	-	-	-	-	-	-	-	-	-	-	-	-	42,360.56	-	42,360.56	-	42,360.56	-	-	-	42,360.56	
GRAND TOTAL	-	-	-	-	-	-	-	-	-	-	-	-	-	-	-	-	-	-	1,526,180.92	-	1,526,180.92	-	1,526,180.92	-	-	-	1,526,180.92	

SUMMARY


Particulars	Previous Report	This Month	As at Date
(1)	(2)	(3)	(4)
Total Disbursement Authorities Received	7,264,416.94	92,320.56	7,356,737.50
NCA	6,953,961.00	49,960.00	7,003,921.00
NTA	-	-	-
Working Fund	-	-	-
TRA	310,455.94	42,360.56	352,816.50
CDC	-	-	-
NCAA	-	-	-
Less: Notice of Transfer of Allocations (NTA)* issued	-	-	-
Total Disbursement Authorities Available	7,264,416.94	92,320.56	7,356,737.50
Less:			
Lapsed NCA	0.95	-	0.95
Disbursements	5,294,929.44	1,526,180.92	6,821,110.36
Less: Other Non-Cash Disbursements	-	-	-
Disbursements effected through outright deductions from claims	-	-	-
Overpayment of expenses(e.g. personnel benefits)	-	-	-
Restitution for loss of government property	-	-	-
Liquidated damages and similar claims	-	-	-
Others (e.g. TEF, BTr, Docs Stamp, etc.)	-	-	-
Add/Less: Adjustments (e.g. cancelled/staled checks)	2,909.92	-	2,909.92
Balance of Disbursement Authorities as at date	1,972,396.47	(1,433,860.36)	538,536.11
Total Disbursements Program	7,267,326.86	92,320.56	7,359,647.42
Less: *Actual Disbursements	5,294,929.44	1,526,180.92	6,821,110.36
(Over)/Under spending	1,972,397.42	(1,433,860.36)	538,537.06

Notes: * The use of NTA is discouraged
Notes: ** Amounts should tally with the grand total disbursement (column 27).

Certified Correct:


DIANA M. NILLOSAN
Agency Chief Accountant
Date: 

Recommending Approval:


ANGELITO V. FONTANILLA
Director, Financial and Management Service
Date: 

Approved by:


ENGR. NONITA S. CAGUIOA
Assec. for Finance, Information Systems and Mining Concerns
Date: 