

MONTHLY REPORT OF DISBURSEMENTS
For the month of March 2021



Department: Department of Environment and Natural Resources (DENR)
Agency: Office of the Secretary
Operating Unit: ALL
Organization Code: 10 001 0100000
Fund Cluster: 01 - Regular Agency Fund

Particulars	Current Year Budget					Prior Year's Budget											SUB-TOTAL	Trust Liabilities				Grand Total					Remarks	
	PS	MOOE	FinEx	CO	TOTAL	Prior Year's Accounts Payable					Current Year's Accounts Payable					TOTAL		PS	MOOE	CO	TOTAL	PS	MOOE	FinEx	CO	TOTAL		
						PS	MOOE	FinEx	CO	Sub-Total	PS	MOOE	FinEx	CO	Sub-Total													
1	2	3	4	5	6=(2+3+4+5)	7	8	9	10	11=(7+8+9+10)	12	13	14	15	16=(12+13+14+15)	17=(11+16)	18=(6+17)	19	20	21	22=(19+20+21)	23	24	25	26	27=(23+24+25+26)	28	
CASH DISBURSEMENTS	631,111,590.46	391,161,531.23	-	555,674,163.41	1,577,947,285.10	15,848,119.69	114,638,756.33	-	95,741,646.41	226,228,522.43	36,097.19	27,514,107.77	-	11,001,604.27	38,551,809.23	264,780,331.66	1,842,727,616.78	-	-	-	-	646,995,807.34	533,314,395.33	-	662,417,414.09	1,842,727,616.76		
Notice of Cash Allocation (NCA)	628,383,308.08	383,811,483.79	-	555,127,123.96	1,567,321,895.82	15,848,119.69	113,714,758.83	-	95,595,167.65	225,156,046.17	24,199.87	26,695,758.58	-	11,001,604.27	37,721,562.72	262,879,608.89	1,830,201,504.71	-	-	-	-	644,255,627.64	524,221,961.19	-	661,723,895.88	1,830,201,504.71		
MDS Checks Issued	178,930,255.89	88,330,252.03	-	477,993,645.69	745,254,153.41	2,408,746.11	39,779,086.47	-	26,735,150.29	68,922,982.87	92.57	4,138,044.62	-	8,738,028.18	12,876,165.37	81,799,148.24	827,053,301.65	-	-	-	-	181,339,094.37	132,247,383.12	-	513,466,824.16	827,053,301.65		
Advice to Debit Account	449,453,052.39	295,481,211.75	-	77,133,478.27	822,067,742.41	13,438,373.58	73,935,672.38	-	68,960,017.36	156,235,063.30	24,107.30	22,557,713.96	-	2,263,576.09	24,845,397.35	181,080,460.65	1,003,148,203.06	-	-	-	-	462,916,533.27	391,974,598.07	-	148,257,071.72	1,003,148,203.06		
Notice of Transfer Allocations (NTA)	2,728,282.38	7,350,067.45	-	547,039.45	10,625,388.26	-	923,997.50	-	146,478.76	1,070,476.26	11,697.32	818,349.18	-	-	830,246.50	1,900,722.76	12,526,112.04	-	-	-	-	2,740,179.70	9,082,414.13	-	693,518.21	12,526,112.04		
MDS Checks Issued	45,973.57	2,635,992.67	-	-	2,681,966.24	-	7,031.25	-	-	7,031.25	-	9,318.84	-	-	9,318.84	16,350.09	2,698,316.33	-	-	-	-	45,973.57	2,652,342.76	-	-	2,698,316.33		
Advice to Debit Account	2,682,308.81	4,714,074.78	-	547,039.45	7,943,423.04	-	916,966.25	-	146,478.76	1,063,445.01	11,697.32	809,030.34	-	-	820,927.66	1,884,372.67	9,827,795.71	-	-	-	-	2,884,206.13	6,440,071.37	-	693,518.21	9,827,795.71		
Working Fund for FAPs	-	-	-	-	-	-	-	-	-	-	-	-	-	-	-	-	-	-	-	-	-	-	-	-	-	-	-	
Cash Disbursement Ceiling (CDC)	-	-	-	-	-	-	-	-	-	-	-	-	-	-	-	-	-	-	-	-	-	-	-	-	-	-	-	
TOTAL CASH DISBURSEMENTS	631,111,590.46	391,161,531.23	-	555,674,163.41	1,577,947,285.10	15,848,119.69	114,638,756.33	-	95,741,646.41	226,228,522.43	36,097.19	27,514,107.77	-	11,001,604.27	38,551,809.23	264,780,331.66	1,842,727,616.78	-	-	-	-	646,995,807.34	533,314,395.33	-	662,417,414.09	1,842,727,616.76		
NON-CASH DISBURSEMENTS	26,529,911.60	4,399,577.42	-	2,370,617.63	33,300,106.65	5,264.58	4,821,380.70	-	951,369.27	5,778,014.55	-	451,957.44	-	74,301.94	526,259.38	6,304,273.93	39,604,380.58	-	-	-	-	26,535,176.18	9,672,915.56	-	3,396,288.84	39,604,380.58		
Tax Remittance Advices Issued (TRA)	26,529,911.60	4,399,577.42	-	2,370,617.63	33,300,106.65	5,264.58	4,821,380.70	-	951,369.27	5,778,014.55	-	451,957.44	-	74,301.94	526,259.38	6,304,273.93	39,604,380.58	-	-	-	-	26,535,176.18	9,672,915.56	-	3,396,288.84	39,604,380.58		
Non-Cash Availment Authority (NCAA)	-	-	-	-	-	-	-	-	-	-	-	-	-	-	-	-	-	-	-	-	-	-	-	-	-	-	-	
Disbursements effected through outright deductions from claims (please specify...)	-	-	-	-	-	-	-	-	-	-	-	-	-	-	-	-	-	-	-	-	-	-	-	-	-	-	-	
Overpayment of expenses (e.g. personnel benefits)	-	-	-	-	-	-	-	-	-	-	-	-	-	-	-	-	-	-	-	-	-	-	-	-	-	-	-	
Restitution for loss of government property	-	-	-	-	-	-	-	-	-	-	-	-	-	-	-	-	-	-	-	-	-	-	-	-	-	-	-	
Liquidated damages and similar claims	-	-	-	-	-	-	-	-	-	-	-	-	-	-	-	-	-	-	-	-	-	-	-	-	-	-	-	
Others (TEF BTr-Documentary Stamp Tax etc.)	-	-	-	-	-	-	-	-	-	-	-	-	-	-	-	-	-	-	-	-	-	-	-	-	-	-	-	
TOTAL NON-CASH DISBURSEMENTS	26,529,911.60	4,399,577.42	-	2,370,617.63	33,300,106.65	5,264.58	4,821,380.70	-	951,369.27	5,778,014.55	-	451,957.44	-	74,301.94	526,259.38	6,304,273.93	39,604,380.58	-	-	-	-	26,535,176.18	9,672,915.56	-	3,396,288.84	39,604,380.58		
GRAND TOTAL	657,641,502.06	395,561,108.65	-	558,044,781.04	1,611,247,391.75	15,853,384.27	119,460,137.03	-	96,693,015.68	232,006,536.98	36,097.19	27,966,065.21	-	11,075,906.21	39,078,068.61	271,084,605.59	1,882,331,997.34	-	-	-	-	673,530,983.52	542,987,310.89	-	665,813,702.93	1,882,331,997.34		


Particulars	Previous Report	This Month	As at Date
(1)	(2)	(3)	(4)
Total Disbursement Authorities Received	2,374,303,570.82	1,254,347,521.41	3,628,651,092.23
NCA	2,254,726,228.00	1,158,973,858.76	3,413,700,086.76
NTA	50,142,041.68	55,769,282.07	105,911,323.75
Working Fund	-	-	-
TRA	69,435,301.14	39,604,380.58	109,039,681.72
CDC	-	-	-
NCAA	-	-	-
Less: Notice of Transfer of Allocations (NTA)* issued	77,173,564.70	47,130,296.15	124,303,860.85
Total Disbursement Authorities Available	2,297,130,006.12	1,207,217,225.26	3,504,347,231.38
Less:			
Lapsed NCA	-	7,388,970.26	7,388,970.26
***Disbursements	1,616,012,931.04	1,882,331,997.34	3,498,344,928.38
Less: Other Non-Cash Disbursements	706.11	-	706.11
Disbursements effected through outright deductions from claims	706.11	-	706.11
Overpayment of expenses (e.g. personnel benefits)	706.11	-	706.11
Restitution for loss of government property	-	-	-
Liquidated damages and similar claims	-	-	-
Others (e.g. TEF BTr Docs Stamp etc.)	-	-	-
Add/Less Adjustments (e.g. cancelled/staled checks)	154,252.40	1,231,708.75	1,385,961.15
Balance of Disbursement Authorities as at date	681,272,033.59	(681,272,033.59)	-
Total Disbursements Program	2,297,284,258.52	1,208,448,934.01	3,505,733,192.53
Less: **Actual Disbursements	1,616,012,224.93	1,882,331,997.34	3,498,344,222.27
(Over)/Under spending	681,272,033.59	(673,883,063.33)	7,388,970.26

Notes: * The use of NTA is discouraged
** Amounts should tally with the grand total disbursement (column 27).

Certified Correct:


DINA M. NILLOSAN
Agency Chief Accountant
Date: 

Approved by:


ENGR. NONITA S. AGUILAO
Asoc. for Finance, Information Systems and Mining Concerns
Date:

MONTHLY REPORT OF DISBURSEMENTS
For the month of March 2021

Department: Department of Environment and Natural Resources (DENR)
Agency: Office of the Secretary
Operating Unit: ALL
Organization Code: 10 001 0100000
Fund Cluster: 02 - Foreign Assisted Projects Fund

Particulars	Current Year Budget					Prior Year's Budget											SUB-TOTAL	Trust Liabilities				Grand Total					Remarks	
	PS	MOOE	Fin Ex	CO	TOTAL	Prior Year's Accounts Payable					Current Year's Accounts Payable					TOTAL		PS	MOOE	CO	TOTAL	PS	MOOE	Fin Ex	CO	TOTAL		
						PS	MOOE	FinEx	CO	Sub-Total	PS	MOOE	FinEx	CO	Sub-Total													PS
1	2	3	4	5	6=(2+3+4+5)	7	8	9	10	11=(7+8+9+10)	12	13	14	15	16=(12+13+14+15)	17=(11+16)	18=(6+17)	19	20	21	22=(19+20+21)	23	24	25	26	27=(23+24+25+26)	28	
CASH DISBURSEMENTS	-	21,852,860.64	-	-	21,852,860.64	-	12,792,638.02	-	47,906,604.38	60,699,242.40	-	400,359.81	-	-	400,359.81	61,099,602.21	82,952,462.85	-	-	-	-	-	35,045,858.47	-	47,906,604.38	82,952,462.85	-	
Notice of Cash Allocation (NCA)	-	18,757,968.00	-	-	18,757,968.00	-	12,519,343.64	-	47,881,099.70	60,400,443.34	-	400,359.81	-	-	400,359.81	60,800,803.15	79,558,771.15	-	-	-	-	-	31,677,671.45	-	47,881,099.70	79,558,771.15	-	
MDS Checks Issued	-	6,311,555.13	-	-	6,311,555.13	-	10,699,800.35	-	47,656,050.73	58,355,851.08	-	-	-	-	-	58,355,851.08	64,667,406.21	-	-	-	-	-	17,011,355.48	-	47,656,050.73	64,667,406.21	-	
Advice to Debit Account	-	12,446,412.87	-	-	12,446,412.87	-	1,819,543.29	-	225,048.97	400,359.81	-	-	-	-	-	400,359.81	2,444,952.07	14,891,364.94	-	-	-	-	-	14,666,315.97	-	225,048.97	14,891,364.94	-
Notice of Transfer Allocations (NTA)	-	3,094,892.64	-	-	3,094,892.64	-	273,294.38	-	25,504.68	298,799.06	-	-	-	-	-	298,799.06	3,393,691.70	-	-	-	-	-	-	3,368,187.02	-	25,504.68	3,393,691.70	-
MDS Checks Issued	-	2,657,961.54	-	-	2,657,961.54	-	235,109.50	-	-	235,109.50	-	-	-	-	-	235,109.50	2,893,071.04	-	-	-	-	-	-	2,893,071.04	-	-	2,893,071.04	-
Advice to Debit Account	-	436,931.10	-	-	436,931.10	-	38,184.88	-	25,504.68	63,689.56	-	-	-	-	-	63,689.56	500,620.66	-	-	-	-	-	-	475,115.98	-	25,504.68	500,620.66	-
Working Fund for FAPs	-	-	-	-	-	-	-	-	-	-	-	-	-	-	-	-	-	-	-	-	-	-	-	-	-	-	-	-
Cash Disbursement Ceiling (CDC)	-	-	-	-	-	-	-	-	-	-	-	-	-	-	-	-	-	-	-	-	-	-	-	-	-	-	-	-
TOTAL CASH DISBURSEMENTS	-	21,852,860.64	-	-	21,852,860.64	-	12,792,638.02	-	47,906,604.38	60,699,242.40	-	400,359.81	-	-	400,359.81	61,099,602.21	82,952,462.85	-	-	-	-	-	35,045,858.47	-	47,906,604.38	82,952,462.85	-	
NON-CASH DISBURSEMENTS	-	628,495.48	-	1,105,707.75	1,734,203.23	-	905,935.83	-	947,068.71	1,853,004.54	-	18,931.65	-	-	18,931.65	1,871,936.19	3,606,139.42	-	-	-	-	-	1,553,362.96	-	2,052,776.46	3,606,139.42	-	
Tax Remittance Advices Issued (TRA)	-	628,495.48	-	1,105,707.75	1,734,203.23	-	905,935.83	-	947,068.71	1,853,004.54	-	18,931.65	-	-	18,931.65	1,871,936.19	3,606,139.42	-	-	-	-	-	1,553,362.96	-	2,052,776.46	3,606,139.42	-	
Non-Cash Availment Authority (NCAA)	-	-	-	-	-	-	-	-	-	-	-	-	-	-	-	-	-	-	-	-	-	-	-	-	-	-	-	-
Disbursements effected through outright deductions from claims (please specify)	-	-	-	-	-	-	-	-	-	-	-	-	-	-	-	-	-	-	-	-	-	-	-	-	-	-	-	-
Overpayment of expenses(e.g personnel benefits)	-	-	-	-	-	-	-	-	-	-	-	-	-	-	-	-	-	-	-	-	-	-	-	-	-	-	-	-
Restitution for loss of government property	-	-	-	-	-	-	-	-	-	-	-	-	-	-	-	-	-	-	-	-	-	-	-	-	-	-	-	-
Liquidated damages and similar claims	-	-	-	-	-	-	-	-	-	-	-	-	-	-	-	-	-	-	-	-	-	-	-	-	-	-	-	-
Others(TEF, BTr-Documentary Stamp Tax, etc)	-	-	-	-	-	-	-	-	-	-	-	-	-	-	-	-	-	-	-	-	-	-	-	-	-	-	-	-
TOTAL NON-CASH DISBURSEMENTS	-	628,495.48	-	1,105,707.75	1,734,203.23	-	905,935.83	-	947,068.71	1,853,004.54	-	18,931.65	-	-	18,931.65	1,871,936.19	3,606,139.42	-	-	-	-	-	1,553,362.96	-	2,052,776.46	3,606,139.42	-	
GRAND TOTAL	-	22,481,356.12	-	1,105,707.75	23,587,063.87	-	13,698,573.85	-	48,853,673.09	62,552,246.94	-	419,291.46	-	-	419,291.46	62,971,538.40	86,558,602.27	-	-	-	-	-	36,599,221.43	-	49,959,380.84	86,558,602.27	-	

SUMMARY

Particulars	Previous Report	This Month	As at Date
(1)	(2)	(3)	(4)
Total Disbursement Authorities Received	637,790,081.27	182,692,275.45	820,482,356.72
NCA	53,418,633.00	21,648,000.00	75,066,633.00
NTA	21,103,305.21	4,756,000.00	25,859,305.21
Working Fund	554,522,212.10	152,682,136.03	707,204,348.13
TRA	8,745,930.98	3,606,139.42	12,352,070.38
CDC	-	-	-
NCAA	-	-	-
Less: Notice of Transfer of Allocations (NTA)* issued	214,227,000.00	103,052,000.00	317,279,000.00
Total Disbursement Authorities Available	423,563,081.27	79,640,275.45	503,203,356.72
Less:			
Lapsed NCA	-	14,563.79	14,563.79
Disbursements	244,476,230.41	86,558,602.27	331,034,832.68
Less: Other Non-Cash Disbursements	-	-	-
Disbursements effected through outright deductions from claims	-	-	-
Overpayment of expenses(e.g personnel benefits)	-	-	-
Restitution for loss of government property	-	-	-
Liquidated damages and similar claims	-	-	-
Others (e.g TEF, BTr, Docs Stamp, etc.)	-	-	-
Add/Less: Adjustments (e.g cancelled/staled checks)	33,840.00	-	33,840.00
Balance of Disbursement Authorities as at date	179,120,690.86	(6,932,890.61)	172,187,800.25
Total Disbursements Program	423,596,921.27	79,640,275.45	503,237,196.72
Less: **Actual Disbursements	244,476,230.41	86,558,602.27	331,034,832.68
(Over)/Under spending	179,120,690.86	(6,918,326.82)	172,202,364.04

Notes: * The use of NTA is discouraged

** Amounts should tally with the grand total disbursement (column 27).

Certified Correct:


DINA M. NILLOSAN

Agency Chief Accountant

Date:

pr 4

Approved by:


ENGR. NONITA S. GAGUIOA

Asec. for Finance, Information Systems and Mining Concerns

Date:

MONTHLY REPORT OF DISBURSEMENTS
For the month of March 2021

Department: Department of Environment and Natural Resources (DENR)
 Agency: Office of the Secretary
 Operating Unit: ALL
 Organization Code: 10 001 0100000
 Fund Cluster: 03 - Special Account - Locally Funded

Particulars	Current Year Budget					Prior Year's Budget										Trust Liabilities					Grand Total					Remarks	
	PS	MOOE	FinEx	CO	TOTAL	Prior Year's Accounts Payable					Current Year's Accounts Payable					SUB-TOTAL	PS	MOOE	CO	TOTAL	PS	MOOE	FinEx	CO	TOTAL		
						PS	MOOE	FinEx	CO	Sub-Total	PS	MOOE	FinEx	CO	Sub-Total												TOTAL
1	2	3	4	5	6=(2+3+4+5)	7	8	9	10	11=(7+8+9+10)	12	13	14	15	16=(12+13+14)	17=(11+16)	18=(6+17)	19	20	21	22=(19+20+21)	23	24	25	26	27=(23+24+25+26)	28
CASH DISBURSEMENTS																											
Notice of Cash Allocation (NCA)																											
MDS Checks Issued																											
Advice to Debit Account																											
Notice of Transfer Allocations (NTA)																											
MDS Checks Issued																											
Advice to Debit Account																											
Working Fund for FAPs																											
Cash Disbursement Ceiling (CDC)																											
TOTAL CASH DISBURSEMENTS																											
NON-CASH DISBURSEMENTS																											
Tax Remittance Advices Issued (TRA)																											
Non-Cash Availment Authority (NCAA)																											
Disbursements effected through outright deductions from claims (please specify)																											
Overpayment of expenses(e.g. personnel benefits)																											
Restitution for loss of government property																											
Liquidated damages and similar claims																											
Others(TEF, BTr-Documentary Stamp Tax, etc.)																											
TOTAL NON-CASH DISBURSEMENTS																											
GRAND TOTAL																											

Particulars	Previous Report	This Month	As at Date
(1)	(2)	(3)	(4)
Total Disbursement Authorities Received	11,935 69	-	11,935 69
NCA	-	-	-
NTA	-	-	-
Working Fund	-	-	-
TRA	11,935 69	-	11,935 69
CDC	-	-	-
NCAA	-	-	-
Less: Notice of Transfer of Allocations (NTA)* issued	-	-	-
Total Disbursement Authorities Available	11,935 69	-	11,935 69
Less:			
Lapsed NCA	-	-	-
Disbursements	11,935 69	-	11,935 69
Less: Other Non-Cash Disbursements	-	-	-
Disbursements effected through outright deductions from claims	-	-	-
Overpayment of expenses(e.g. personnel benefits)	-	-	-
Restitution for loss of government property	-	-	-
Liquidated damages and similar claims	-	-	-
Others (e.g. TEF, BTr, Docs Stamp, etc.)	-	-	-
Add/Less: Adjustments (e.g. cancelled/staled checks)	-	-	-
Balance of Disbursement Authorities as at date	-	-	-
Total Disbursements Program	11,935 69	-	11,935 69
Less: *Actual Disbursements	11,935 69	-	11,935 69
(Over)/Under spending	-	-	-

Notes: * The use of NTA is discouraged
 Notes: ** Amounts should tally with the grand total disbursement (column 27).

Certified Correct:

Diña M. Nillosan
 DIÑA M. NILLOSAN
 Agency Chief Accountant
 Date: *3/1/21*

Approved by:

Nonita S. Caguioa
 ENGR. NONITA S. CAGUIOA
 Asec. for Finance, Information Systems and Mining Concerns
 Date:

MONTHLY REPORT OF DISBURSEMENTS
For the month of March 2021

Department: Department of Environment and Natural Resources (DENR)
 Agency: Office of the Secretary
 Operating Unit: ALL
 Organization Code: 10 001 0100000
 Fund Cluster: 04 - Special Account - Foreign Assisted/Grant


Particulars	Current Year Budget					Prior Year's Budget											Trust Liabilities					Grand Total					Remarks	
	PS	MOOE	FinEx	CO	TOTAL	Prior Year's Accounts Payable					Current Year's Accounts Payable					SUB-TOTAL	PS	MOOE	CO	TOTAL	PS	MOOE	FinEx	CO	TOTAL			
						PS	MOOE	FinEx	CO	Sub-Total	PS	MOOE	FinEx	CO	Sub-Total											TOTAL		
1	2	3	4	5	6=(2+3+4+5)	7	8	9	10	11=(7+8+9+10)	12	13	14	15	16=(12+13+14+15)	17=(11+16)	18=(6+17)	19	20	21	22=(19+20+21)	23	24	25	26	27=(23+24+25+26)	28	
CASH DISBURSEMENTS	-	-	-	-	-	-	-	-	-	-	-	-	-	-	-	-	-	-	-	-	-	-	-	-	-	-	-	-
Notice of Cash Allocation (NCA)	-	-	-	-	-	-	-	-	-	-	-	-	-	-	-	-	-	-	-	-	-	-	-	-	-	-	-	-
MDS Checks Issued	-	-	-	-	-	-	-	-	-	-	-	-	-	-	-	-	-	-	-	-	-	-	-	-	-	-	-	-
Advice to Debit Account	-	-	-	-	-	-	-	-	-	-	-	-	-	-	-	-	-	-	-	-	-	-	-	-	-	-	-	-
Notice of Transfer Allocations (NTA)	-	-	-	-	-	-	-	-	-	-	-	-	-	-	-	-	-	-	-	-	-	-	-	-	-	-	-	-
MDS Checks Issued	-	-	-	-	-	-	-	-	-	-	-	-	-	-	-	-	-	-	-	-	-	-	-	-	-	-	-	-
Advice to Debit Account	-	-	-	-	-	-	-	-	-	-	-	-	-	-	-	-	-	-	-	-	-	-	-	-	-	-	-	-
Working Fund for FAPs	-	-	-	-	-	-	-	-	-	-	-	-	-	-	-	-	-	-	-	-	-	-	-	-	-	-	-	-
Cash Disbursement Ceiling (CDC)	-	-	-	-	-	-	-	-	-	-	-	-	-	-	-	-	-	-	-	-	-	-	-	-	-	-	-	-
TOTAL CASH DISBURSEMENTS	-	-	-	-	-	-	-	-	-	-	-	-	-	-	-	-	-	-	-	-	-	-	-	-	-	-	-	-
NON-CASH DISBURSEMENTS	-	-	-	-	-	-	-	-	-	-	-	-	-	-	-	-	-	-	-	-	-	-	-	-	-	-	-	-
Tax Remittance Advices Issued (TRA)	-	-	-	-	-	-	-	-	-	-	-	-	-	-	-	-	-	-	-	-	-	-	-	-	-	-	-	-
Non-Cash Availment Authority (NCAA)	-	-	-	-	-	-	-	-	-	-	-	-	-	-	-	-	-	-	-	-	-	-	-	-	-	-	-	-
Disbursements effected through outright deductions from claims (please specify...)	-	-	-	-	-	-	-	-	-	-	-	-	-	-	-	-	-	-	-	-	-	-	-	-	-	-	-	-
Overpayment of expenses(e.g. personnel benefits)	-	-	-	-	-	-	-	-	-	-	-	-	-	-	-	-	-	-	-	-	-	-	-	-	-	-	-	-
Restitution for loss of government property	-	-	-	-	-	-	-	-	-	-	-	-	-	-	-	-	-	-	-	-	-	-	-	-	-	-	-	-
Liquidated damages and similar claims	-	-	-	-	-	-	-	-	-	-	-	-	-	-	-	-	-	-	-	-	-	-	-	-	-	-	-	-
Others(TEF, BTr-Documentary Stamp Tax, etc.)	-	-	-	-	-	-	-	-	-	-	-	-	-	-	-	-	-	-	-	-	-	-	-	-	-	-	-	-
TOTAL NON-CASH DISBURSEMENTS	-	-	-	-	-	-	-	-	-	-	-	-	-	-	-	-	-	-	-	-	-	-	-	-	-	-	-	-
GRAND TOTAL	-	-	-	-	-	-	-	-	-	-	-	-	-	-	-	-	-	-	-	-	-	-	-	-	-	-	-	-


SUMMARY

Particulars	Previous Report	This Month	As at Date
(1)	(2)	(3)	(4)
Total Disbursement Authorities Received	1,668,661.27	104.69	1,668,765.96
NCA	-	-	-
NTA	-	-	-
Working Fund	1,668,661.27	104.69	1,668,765.96
TRA	-	-	-
CDC	-	-	-
NCAA	-	-	-
Less: Notice of Transfer of Allocations (NTA)* issued	-	-	-
Total Disbursement Authorities Available	1,668,661.27	104.69	1,668,765.96
Less:			
Lapsed NCA	-	-	-
Disbursements	-	-	-
Less: Other Non-Cash Disbursements	-	-	-
Disbursements effected through outright deductions from claims	-	-	-
Overpayment of expenses(e.g. personnel benefits)	-	-	-
Restitution for loss of government property	-	-	-
Liquidated damages and similar claims	-	-	-
Others (e.g. TEF, BTr, Docs Stamp, etc.)	-	-	-
Add/Less: Adjustments (e.g. cancelled/stated checks)	-	-	-
Balance of Disbursement Authorities as at date	1,668,661.27	104.69	1,668,765.96
Total Disbursements Program	1,668,661.27	104.69	1,668,765.96
Less: *Actual Disbursements	-	-	-
(Over)/Under spending	1,668,661.27	104.69	1,668,765.96

Notes: * The use of NTA is discouraged
 Notes: ** Amounts should tally with the grand total disbursement (column 27).

Certified Correct:

 DIÑA M. NILLOSAN
 Agency Chief Accountant
 Date: 

Approved by:

 ENGR. NONITA S. CAGUIOA
 Asst. for Finance, Information Systems and Mining Concerns
 Date:

MONTHLY REPORT OF DISBURSEMENTS
For the month of March 2021

Department: Department of Environment and Natural Resources (DENR)
Agency: Office of the Secretary
Operating Unit: ALL
Organization Code: 10 001 0100000
Fund Cluster: 07 - Trust Fund

Particulars	Current Year Budget					Prior Year's Budget											SUB-TOTAL	Trust Liabilities				Grand Total					Remarks
	PS	MOOE	FinEx	CO	TOTAL	Prior Year's Accounts Payable					Current Year's Accounts Payable					TOTAL		PS	MOOE	CO	TOTAL	PS	MOOE	FinEx	CO	TOTAL	
						PS	MOOE	FinEx	CO	Sub-Total	PS	MOOE	FinEx	CO	Sub-Total												
1	2	3	4	5	6=(2+3+4+5)	7	8	9	10	11=(7+8+9+10)	12	13	14	15	16=(12+13+14+15)	17=(11+16)	18=(6+17)	19	20	21	22=(19+20+21)	23	24	25	26	27=(23+24+25+26)	28
CASH DISBURSEMENTS	-	96,295.05	-	-	96,295.05	-	-	-	-	-	-	-	-	-	-	-	96,295.05	-	429,517.88	-	429,517.88	-	525,812.93	-	-	525,812.93	-
Notice of Cash Allocation (NCA)	-	96,295.05	-	-	96,295.05	-	-	-	-	-	-	-	-	-	-	-	96,295.05	-	429,517.88	-	429,517.88	-	525,812.93	-	-	525,812.93	-
MDS Checks Issued	-	-	-	-	-	-	-	-	-	-	-	-	-	-	-	-	-	-	-	-	-	-	-	-	-	-	-
Advice to Debit Account	-	96,295.05	-	-	96,295.05	-	-	-	-	-	-	-	-	-	-	-	96,295.05	-	429,517.88	-	429,517.88	-	525,812.93	-	-	525,812.93	-
Notice of Transfer Allocations (NTA)	-	-	-	-	-	-	-	-	-	-	-	-	-	-	-	-	-	-	-	-	-	-	-	-	-	-	-
MDS Checks Issued	-	-	-	-	-	-	-	-	-	-	-	-	-	-	-	-	-	-	-	-	-	-	-	-	-	-	-
Advice to Debit Account	-	-	-	-	-	-	-	-	-	-	-	-	-	-	-	-	-	-	-	-	-	-	-	-	-	-	-
Working Fund for FAPs	-	-	-	-	-	-	-	-	-	-	-	-	-	-	-	-	-	-	-	-	-	-	-	-	-	-	-
Cash Disbursement Ceiling (CDC)	-	-	-	-	-	-	-	-	-	-	-	-	-	-	-	-	-	-	-	-	-	-	-	-	-	-	-
TOTAL CASH DISBURSEMENTS	-	96,295.05	-	-	96,295.05	-	-	-	-	-	-	-	-	-	-	-	96,295.05	-	429,517.88	-	429,517.88	-	525,812.93	-	-	525,812.93	-
NON-CASH DISBURSEMENTS	-	-	-	-	-	-	-	-	-	-	-	-	-	-	-	-	-	-	15,775.28	-	15,775.28	-	15,775.28	-	-	15,775.28	-
Tax Remittance Advices Issued (TRA)	-	-	-	-	-	-	-	-	-	-	-	-	-	-	-	-	-	-	15,775.28	-	15,775.28	-	15,775.28	-	-	15,775.28	-
Non-Cash Availment Authority (NCAA)	-	-	-	-	-	-	-	-	-	-	-	-	-	-	-	-	-	-	15,775.28	-	15,775.28	-	15,775.28	-	-	15,775.28	-
Disbursements effected through outright deductions from claims (please specify)	-	-	-	-	-	-	-	-	-	-	-	-	-	-	-	-	-	-	-	-	-	-	-	-	-	-	-
Overpayment of expenses(e.g. personnel benefits)	-	-	-	-	-	-	-	-	-	-	-	-	-	-	-	-	-	-	-	-	-	-	-	-	-	-	-
Restitution for loss of government property	-	-	-	-	-	-	-	-	-	-	-	-	-	-	-	-	-	-	-	-	-	-	-	-	-	-	-
Liquidated damages and similar claims	-	-	-	-	-	-	-	-	-	-	-	-	-	-	-	-	-	-	-	-	-	-	-	-	-	-	-
Others(TEF, BTr-Documetary Stamp Tax, etc)	-	-	-	-	-	-	-	-	-	-	-	-	-	-	-	-	-	-	-	-	-	-	-	-	-	-	-
TOTAL NON-CASH DISBURSEMENTS	-	-	-	-	-	-	-	-	-	-	-	-	-	-	-	-	-	-	15,775.28	-	15,775.28	-	15,775.28	-	-	15,775.28	-
GRAND TOTAL	-	96,295.05	-	-	96,295.05	-	-	-	-	-	-	-	-	-	-	-	96,295.05	-	445,293.16	-	445,293.16	-	541,588.21	-	-	541,588.21	-


SUMMARY

Particulars	Previous Report	This Month	As at Date
(1)	(2)	(3)	(4)
Total Disbursement Authorities Received	3,056,058.15	3,495,392.28	6,551,450.43
NCA	2,867,000.00	3,479,617.00	6,346,617.00
NTA	-	-	-
Working Fund	-	-	-
TRA	189,058.15	15,775.28	204,833.43
CDC	-	-	-
NCAA	-	-	-
Less: Notice of Transfer of Allocations (NTA)* issued	-	-	-
Total Disbursement Authorities Available	3,056,058.15	3,495,392.28	6,551,450.43
Less:			
Lapsed NCA	-	0.95	0.95
Disbursements	2,350,343.02	541,588.21	2,891,931.23
Less: Other Non-Cash Disbursements	-	-	-
Disbursements effected through outright deductions from claims	-	-	-
Overpayment of expenses(e.g. personnel benefits)	-	-	-
Restitution for loss of government property	-	-	-
Liquidated damages and similar claims	-	-	-
Others (e.g. TEF, BTr, Docs Stamp, etc.)	-	-	-
Add/Less: Adjustments (e.g. cancelled/staled checks)	-	(2,909.92)	(2,909.92)
Balance of Disbursement Authorities as at date	705,715.13	2,950,894.15	3,656,609.28
Total Disbursements Program	3,056,058.15	3,492,482.36	6,548,540.51
Less: *Actual Disbursements	2,350,343.02	541,588.21	2,891,931.23
(Over)/Under spending	705,715.13	2,950,894.15	3,656,609.28


Notes: * The use of NTA is discouraged

Notes: ** Amounts should tally with the grand total disbursement (column 27).

Certified Correct:


DIÑA M. NILLOSAN
Agency Chief Accountant
Date: 4/1

Approved by:


ENGR. NONITA S. CAGUIOA
Assec. for Finance, Information Systems and Mining Concerns
Date: