

MONTHLY REPORT OF DISBURSEMENTS
For the month of March 2020

Department: Department of Environment and Natural Resources (DENR)
Agency: Office of the Secretary
Operating Unit: ALL
Organization Code: 10 001 0100000
Fund Cluster: 01 - Regular Agency Fund

Particulars	Current Year Budget					Prior Year's Budget											SUB-TOTAL	Trust Liabilities				Grand Total					Remarks	
	PS	MOOE	FinEx	CO	TOTAL	Prior Year's Accounts Payable					Current Year's Accounts Payable					TOTAL		PS	MOOE	CO	TOTAL	PS	MOOE	FinEx	CO	TOTAL		
						PS	MOOE	FinEx	CO	Sub-Total	PS	MOOE	FinEx	CO	Sub-Total													PS
1	2	3	4	5	6=(2+3+4+5)	7	8	9	10	11=(7+8+9+10)	12	13	14	15	16=(12+13+14+15)	17=(11+16)	18=(6+17)	19	20	21	22=(19+20+21)	23	24	25	26	27=(23+24+25+26)	28	
CASH DISBURSEMENTS	688,428,730.30	397,967,056.36	-	135,139,386.77	1,221,535,173.43	10,060,898.69	68,004,759.17	-	91,126,112.21	169,191,770.07	17,469.72	7,096,124.32	-	6,546,606.29	13,660,200.33	182,851,970.40	1,404,387,143.83	-	-	-	-	698,507,098.71	473,067,939.85	-	232,812,105.27	1,404,387,143.83		
Notice of Cash Allocation (NCA)	666,614,245.25	385,308,082.53	-	134,443,383.02	1,186,365,710.80	10,060,898.69	63,319,395.56	-	90,968,654.93	164,348,949.18	17,469.72	7,085,903.19	-	6,546,606.29	13,649,979.20	177,998,928.38	1,364,364,639.18	-	-	-	-	676,692,613.66	455,712,381.29	-	231,958,644.24	1,364,364,639.18		
MDS Checks Issued	257,933,544.93	132,007,346.41	-	43,545,130.42	433,486,021.76	3,346,532.93	29,910,360.48	-	23,589,834.58	56,846,727.99	14,819.72	912,026.37	-	351,274.52	1,278,120.61	58,124,848.60	491,610,870.36	-	-	-	-	261,294,897.58	162,829,733.26	-	67,486,239.52	491,610,870.36		
Advice to Debit Account	408,680,700.32	253,300,736.12	-	90,898,252.60	752,879,689.04	6,714,365.76	33,409,035.08	-	67,378,820.35	107,502,221.19	2,650.00	6,173,876.82	-	6,195,331.77	12,371,858.59	119,874,079.78	872,753,768.82	-	-	-	-	415,397,716.08	292,883,648.02	-	164,472,404.72	872,753,768.82		
Notice of Transfer Allocations (NTA)	21,814,485.05	12,658,973.83	-	696,003.75	35,169,462.63	-	4,685,363.61	-	157,457.28	4,842,820.89	-	10,221.13	-	-	10,221.13	4,853,042.02	40,022,504.65	-	-	-	-	21,814,485.05	17,354,559.57	-	853,461.03	40,022,504.65		
MDS Checks Issued	15,424,978.92	4,785,611.20	-	358,743.75	20,569,333.87	-	87,639.74	-	-	87,639.74	-	10,221.13	-	-	10,221.13	97,860.87	20,667,194.74	-	-	-	-	15,424,978.92	4,883,472.07	-	358,743.75	20,667,194.74		
Advice to Debit Account	6,389,506.13	7,873,362.63	-	337,260.00	14,600,128.76	-	4,597,723.87	-	157,457.28	4,755,181.15	-	-	-	-	-	4,755,181.15	19,355,309.91	-	-	-	-	6,389,506.13	12,471,086.50	-	494,717.28	19,355,309.91		
Working Fund for FAPs	-	-	-	-	-	-	-	-	-	-	-	-	-	-	-	-	-	-	-	-	-	-	-	-	-	-	-	
Cash Disbursement Ceiling (CDC)	-	-	-	-	-	-	-	-	-	-	-	-	-	-	-	-	-	-	-	-	-	-	-	-	-	-	-	
TOTAL CASH DISBURSEMENTS	688,428,730.30	397,967,056.36	-	135,139,386.77	1,221,535,173.43	10,060,898.69	68,004,759.17	-	91,126,112.21	169,191,770.07	17,469.72	7,096,124.32	-	6,546,606.29	13,660,200.33	182,851,970.40	1,404,387,143.83	-	-	-	-	698,507,098.71	473,067,939.85	-	232,812,105.27	1,404,387,143.83		
NON-CASH DISBURSEMENTS	24,465,052.99	6,278,434.84	-	1,642,278.79	32,385,766.62	24,104.08	1,936,727.57	-	2,349,405.84	4,310,237.49	-	220,191.82	-	166,189.69	386,381.51	4,696,619.00	37,082,385.62	-	-	-	-	24,469,157.07	8,435,354.23	-	4,157,874.32	37,082,385.62		
Tax Remittance Advices Issued (TRA)	24,465,052.99	6,278,434.84	-	1,642,278.79	32,385,766.62	24,104.08	1,936,727.57	-	2,349,405.84	4,310,237.49	-	220,191.82	-	166,189.69	386,381.51	4,696,619.00	37,082,385.62	-	-	-	-	24,469,157.07	8,435,354.23	-	4,157,874.32	37,082,385.62		
Non-Cash Availment Authority (NCAA)	-	-	-	-	-	-	-	-	-	-	-	-	-	-	-	-	-	-	-	-	-	-	-	-	-	-	-	
Disbursements effected through outright deductions from claims (please specify...)	-	-	-	-	-	-	-	-	-	-	-	-	-	-	-	-	-	-	-	-	-	-	-	-	-	-	-	
Overpayment of expenses (e.g. personnel benefits)	-	-	-	-	-	-	-	-	-	-	-	-	-	-	-	-	-	-	-	-	-	-	-	-	-	-	-	
Restitution for loss of government property	-	-	-	-	-	-	-	-	-	-	-	-	-	-	-	-	-	-	-	-	-	-	-	-	-	-	-	
Liquidated damages and similar claims	-	-	-	-	-	-	-	-	-	-	-	-	-	-	-	-	-	-	-	-	-	-	-	-	-	-	-	
Others (TEF, BTr, Documentary Stamp Tax, etc.)	-	-	-	-	-	-	-	-	-	-	-	-	-	-	-	-	-	-	-	-	-	-	-	-	-	-	-	
TOTAL NON-CASH DISBURSEMENTS	24,465,052.99	6,278,434.84	-	1,642,278.79	32,385,766.62	24,104.08	1,936,727.57	-	2,349,405.84	4,310,237.49	-	220,191.82	-	166,189.69	386,381.51	4,696,619.00	37,082,385.62	-	-	-	-	24,469,157.07	8,435,354.23	-	4,157,874.32	37,082,385.62		
GRAND TOTAL	712,893,783.29	404,245,491.20	-	136,781,665.56	1,253,920,940.05	10,085,002.77	69,941,486.74	-	93,475,518.05	173,502,007.56	17,469.72	7,316,316.14	-	6,712,795.98	14,046,581.84	187,548,589.40	1,441,469,529.45	-	-	-	-	722,996,255.78	481,503,294.08	-	236,969,979.59	1,441,469,529.45		

Particulars	Previous Report		This Month		As at Date	
	(1)	(2)	(3)	(4)	(5)	(6)
Total Disbursement Authorities Received		2,386,504,655.05	1,090,437,160.33	3,476,941,815.38		
NCA		2,246,293,830.61	916,750,182.78	3,163,044,013.39		
NTA		41,686,671.59	136,604,591.93	178,291,263.52		
Working Fund		-	-	-		
TRA		98,524,152.85	37,082,385.62	135,606,538.47		
CDC		-	-	-		
NCAA		-	-	-		
Less: Notice of Transfer of Allocations (NTA)* Issued		69,686,572.00	180,905,580.36	250,592,152.36		
Total Disbursement Authorities Available		2,316,818,083.05	909,531,579.97	3,226,349,663.02		
Less:						
Lapsed NCA		-	136,231,984.51	136,231,984.51		
Disbursements		1,577,960,561.83	1,441,469,529.45	3,019,430,091.28		
Less: Other Non-Cash Disbursements		-	-	-		
Disbursements effected through outright deductions from claims		-	-	-		
Overpayment of expenses (e.g. personnel benefits)		-	-	-		
Restitution for loss of government property		-	-	-		
Liquidated damages and similar claims		-	-	-		
Others (e.g. TEF, BTr, Docs Stamp, etc.)		-	-	-		
Add/Less: Adjustments (e.g. cancelled/staled checks)		176,566.01	4,650,900.17	4,827,466.18		
*** Balance of Disbursement Authorities as at date		739,034,087.23	(663,519,033.82)	75,515,053.41		
Total Disbursements Program		2,316,994,649.06	914,182,480.14	3,231,177,129.20		
Less: * Actual Disbursements		1,577,960,561.83	1,441,469,529.45	3,019,430,091.28		
(Over)/Under spending		739,034,087.23	(527,287,049.31)	211,747,037.92		

Notes: * The use of NTA is discouraged
** Amounts should tally with the grand total disbursement (column 27).
*** Unlapsed amounts are from the February balances of the following offices: NCR, FMB, Region IV-B, & Region 11. These offices are unable to pass their report for the month of March.
**** Subject for revision due to Enhanced Community Quarantine

Certified Correct:


DIÑA M. NILLOSAN
Agency Chief Accountant
Date: 

Approved by:


ENGR. NONITA S. AGUIÑO
Assistant Secretary for Finance, Information Systems and Mining Concerns
Date:

MONTHLY REPORT OF DISBURSEMENTS
For the month of March 2020

Department: Department of Environment and Natural Resources (DENR)
Agency: Office of the Secretary
Operating Unit: ALL
Organization Code: 10 001 0100000
Fund Cluster: 02 - Foreign Assisted Projects Fund

Particulars	Current Year Budget					Prior Year's Budget											SUB-TOTAL	Trust Liabilities				Grand Total					Remarks
	PS	MOOE	Fin Ex	CO	TOTAL	Prior Year's Accounts Payable					Current Year's Accounts Payable					TOTAL		PS	MOOE	CO	TOTAL	PS	MOOE	FinEx	CO	TOTAL	
						PS	MOOE	FinEx	CO	Sub-Total	PS	MOOE	FinEx	CO	Sub-Total												
1	2	3	4	5	6=(2+3+4+5)	7	8	9	10	11=(7+8+9+10)	12	13	14	15	16=(12+13+14+15)	17=(11+16)	18=(6+17)	19	20	21	22=(19+20+21)	23	24	25	26	27=(23+24+25+26)	28
CASH DISBURSEMENTS	-	29,069,368.00	-	-	29,069,368.00	-	7,359,166.42	-	11,650,762.47	19,009,928.89	-	479,381.43	-	826,461.80	1,305,843.23	20,315,772.12	49,385,140.12	-	-	-	-	-	36,907,915.85	-	12,477,224.27	49,385,140.12	
Notice of Cash Allocation (NCA)	-	25,820,358.17	-	-	25,820,358.17	-	7,135,526.07	-	11,629,829.29	18,765,355.36	-	479,381.43	-	826,461.80	1,305,843.23	20,071,198.59	45,891,556.76	-	-	-	-	-	33,435,265.67	-	12,456,291.09	45,891,556.76	
MDS Checks Issued	-	3,458,185.22	-	-	3,458,185.22	-	5,158,900.79	-	11,492,174.40	16,651,075.19	-	48,158.46	-	826,461.80	874,620.26	17,525,695.45	20,983,880.67	-	-	-	-	-	8,665,244.47	-	12,318,636.20	20,983,880.67	
Advice to Debit Account	-	22,362,172.95	-	-	22,362,172.95	-	1,976,625.28	-	137,654.89	2,114,280.17	-	431,222.97	-	-	431,222.97	2,545,503.14	24,907,676.09	-	-	-	-	-	24,770,021.20	-	137,654.89	24,907,676.09	
Notice of Transfer Allocations (NTA)	-	3,197,133.92	-	-	3,197,133.92	-	223,640.35	-	20,933.18	244,573.53	-	-	-	-	-	244,573.53	3,441,707.45	-	-	-	-	-	3,420,774.27	-	20,933.18	3,441,707.45	
MDS Checks Issued	-	3,010,864.93	-	-	3,010,864.93	-	-	-	-	-	-	-	-	-	-	-	3,010,864.93	-	-	-	-	-	3,010,864.93	-	-	3,010,864.93	
Advice to Debit Account	-	186,268.99	-	-	186,268.99	-	223,640.35	-	20,933.18	244,573.53	-	-	-	-	-	244,573.53	430,842.52	-	-	-	-	-	409,909.34	-	20,933.18	430,842.52	
Working Fund for FAPs	-	51,875.91	-	-	51,875.91	-	-	-	-	-	-	-	-	-	-	-	51,875.91	-	-	-	-	-	51,875.91	-	-	51,875.91	
Cash Disbursement Ceiling (CDC)	-	-	-	-	-	-	-	-	-	-	-	-	-	-	-	-	-	-	-	-	-	-	-	-	-	-	
TOTAL CASH DISBURSEMENTS	-	29,069,368.00	-	-	29,069,368.00	-	7,359,166.42	-	11,650,762.47	19,009,928.89	-	479,381.43	-	826,461.80	1,305,843.23	20,315,772.12	49,385,140.12	-	-	-	-	-	36,907,915.85	-	12,477,224.27	49,385,140.12	
NON-CASH DISBURSEMENTS	-	1,207,400.66	-	964,525.49	2,171,926.15	-	247,132.60	-	1,695,485.24	1,942,617.84	-	48,200.77	-	-	48,200.77	1,990,818.61	4,162,744.76	-	-	-	-	-	1,502,734.03	-	2,660,010.73	4,162,744.76	
Tax Remittance Advices Issued (TRA)	-	1,207,400.66	-	964,525.49	2,171,926.15	-	247,132.60	-	1,695,485.24	1,942,617.84	-	48,200.77	-	-	48,200.77	1,990,818.61	4,162,744.76	-	-	-	-	-	1,502,734.03	-	2,660,010.73	4,162,744.76	
Non-Cash Availment Authority (NCAA)	-	-	-	-	-	-	-	-	-	-	-	-	-	-	-	-	-	-	-	-	-	-	-	-	-	-	
Disbursements effected through outright deductions from claims (please specify...)	-	-	-	-	-	-	-	-	-	-	-	-	-	-	-	-	-	-	-	-	-	-	-	-	-	-	
Overpayment of expenses(e.g. personnel benefits)	-	-	-	-	-	-	-	-	-	-	-	-	-	-	-	-	-	-	-	-	-	-	-	-	-	-	
Restitution for loss of government property	-	-	-	-	-	-	-	-	-	-	-	-	-	-	-	-	-	-	-	-	-	-	-	-	-	-	
Liquidated damages and similar claims	-	-	-	-	-	-	-	-	-	-	-	-	-	-	-	-	-	-	-	-	-	-	-	-	-	-	
Others(TEF, BTR-Documentary Stamp Tax, etc.)	-	-	-	-	-	-	-	-	-	-	-	-	-	-	-	-	-	-	-	-	-	-	-	-	-	-	
TOTAL NON-CASH DISBURSEMENTS	-	1,207,400.66	-	964,525.49	2,171,926.15	-	247,132.60	-	1,695,485.24	1,942,617.84	-	48,200.77	-	-	48,200.77	1,990,818.61	4,162,744.76	-	-	-	-	-	1,502,734.03	-	2,660,010.73	4,162,744.76	
GRAND TOTAL	-	30,276,768.66	-	964,525.49	31,241,294.15	-	7,606,299.02	-	13,346,247.71	20,952,546.73	-	527,582.20	-	826,461.80	1,354,044.00	22,306,590.73	53,547,884.88	-	-	-	-	-	38,410,649.88	-	15,137,235.00	53,547,884.88	

SUMMARY

Particulars	Previous Report	This Month	As at Date
(1)	(2)	(3)	(4)
Total Disbursement Authorities Received	680,993,521.95	79,590,159.09	760,583,681.04
NCA	68,446,000.00	40,906,414.33	109,352,414.33
NTA	25,798,474.62	7,832,000.00	33,630,474.62
Working Fund	584,345,016.15	26,689,000.00	611,034,016.15
TRA	2,404,031.18	4,162,744.76	6,566,775.94
CDC	-	-	-
NCAA	-	-	-
Less: Notice of Transfer of Allocations (NTA)* Issued	227,582,489.00	42,278,414.33	269,860,903.33
Total Disbursement Authorities Available	453,411,032.95	37,311,744.76	490,722,777.71
Less:			
Lapsed NCA	-	570,252.71	570,252.71
Disbursements	123,616,557.50	53,547,884.88	177,164,442.38
Less: Other Non-Cash Disbursements	-	-	-
Disbursements effected through outright deductions from claims	-	-	-
Overpayment of expenses(e.g. personnel benefits)	-	-	-
Restitution for loss of government property	-	-	-
Liquidated damages and similar claims	-	-	-
Others (e.g. TEF, BTR, Docs Stamp, etc.)	-	-	-
Add/Less: Adjustments (e.g. cancelled/staled checks)	111,170.57	-	111,170.57
***Balance of Disbursement Authorities as at date	329,905,646.02	(16,806,392.83)	313,099,253.19
Total Disbursements Program	453,522,203.52	37,311,744.76	490,833,948.28
Less: *Actual Disbursements	123,616,557.50	53,547,884.88	177,164,442.38
(Over)/Under spending	329,905,646.02	(16,235,140.12)	313,669,505.90


Notes: * The use of NTA is discouraged

** Amounts should tally with the grand total disbursement (column 27).

*** Only the February balances of FMB are carried over. This office is not able to pass their report for the month of March.

**** Subject for revision due to Enhanced Community Quarantine

Certified Correct:


DIÑA M. NILLOSAN

Agency Chief Accountant

Date:

Approved by:


ENGR. NONITA S. CAGUIOA

Assistant Secretary for Finance, Information Systems and Mining Concerns

Date:

MONTHLY REPORT OF DISBURSEMENTS
For the month of March 2020

Department: Department of Environment and Natural Resources (DENR)
 Agency: Office of the Secretary
 Operating Unit: ALL
 Organization Code: 10 001 0100000
 Fund Cluster: 03 - Special Account - Locally Funded

Particulars	Current Year Budget					Prior Year's Budget											SUB-TOTAL	Trust Liabilities				Grand Total					Remarks
	PS	MOOE	FinEx	CO	TOTAL	Prior Year's Accounts Payable					Current Year's Accounts Payable					TOTAL		PS	MOOE	CO	TOTAL	PS	MOOE	FinEx	CO	TOTAL	
						PS	MOOE	FinEx	CO	Sub-Total	PS	MOOE	FinEx	CO	Sub-Total												
1	2	3	4	5	6=(2+3+4+5)	7	8	9	10	11=(7+8+9+10)	12	13	14	15	16=(12+13+14+15)	17=(11+16)	18=(6+17)	19	20	21	22=(19+20+21)	23	24	25	26	27=(23+24+25+26)	28
CASH DISBURSEMENTS	-	-	-	-	-	-	-	-	-	-	-	-	-	-	-	-	-	-	-	-	-	-	-	-	-	-	-
Notice of Cash Allocation (NCA)	-	-	-	-	-	-	-	-	-	-	-	-	-	-	-	-	-	-	-	-	-	-	-	-	-	-	
MDS Checks Issued	-	-	-	-	-	-	-	-	-	-	-	-	-	-	-	-	-	-	-	-	-	-	-	-	-	-	
Advice to Debit Account	-	-	-	-	-	-	-	-	-	-	-	-	-	-	-	-	-	-	-	-	-	-	-	-	-	-	
Notice of Transfer Allocations (NTA)	-	-	-	-	-	-	-	-	-	-	-	-	-	-	-	-	-	-	-	-	-	-	-	-	-	-	
MDS Checks Issued	-	-	-	-	-	-	-	-	-	-	-	-	-	-	-	-	-	-	-	-	-	-	-	-	-	-	
Advice to Debit Account	-	-	-	-	-	-	-	-	-	-	-	-	-	-	-	-	-	-	-	-	-	-	-	-	-	-	
Working Fund for FAPs	-	-	-	-	-	-	-	-	-	-	-	-	-	-	-	-	-	-	-	-	-	-	-	-	-	-	
Cash Disbursement Ceiling (CDC)	-	-	-	-	-	-	-	-	-	-	-	-	-	-	-	-	-	-	-	-	-	-	-	-	-	-	
TOTAL CASH DISBURSEMENTS	-	-	-	-	-	-	-	-	-	-	-	-	-	-	-	-	-	-	-	-	-	-	-	-	-	-	
NON-CASH DISBURSEMENTS	-	-	-	-	-	-	-	-	-	-	-	-	-	-	-	-	-	-	-	-	-	-	-	-	-	-	
Tax Remittance Advices Issued (TRA)	-	-	-	-	-	-	-	-	-	-	-	-	-	-	-	-	-	-	-	-	-	-	-	-	-	-	
Non-Cash Availment Authority (NCAA)	-	-	-	-	-	-	-	-	-	-	-	-	-	-	-	-	-	-	-	-	-	-	-	-	-	-	
Disbursements effected through outright deductions from claims (please specify...)	-	-	-	-	-	-	-	-	-	-	-	-	-	-	-	-	-	-	-	-	-	-	-	-	-	-	
Overpayment of expenses(e.g. personnel benefits)	-	-	-	-	-	-	-	-	-	-	-	-	-	-	-	-	-	-	-	-	-	-	-	-	-	-	
Restitution for loss of government property	-	-	-	-	-	-	-	-	-	-	-	-	-	-	-	-	-	-	-	-	-	-	-	-	-	-	
Liquidated damages and similar claims	-	-	-	-	-	-	-	-	-	-	-	-	-	-	-	-	-	-	-	-	-	-	-	-	-	-	
Others(TEF, BTr-Documentary Stamp Tax, etc.)	-	-	-	-	-	-	-	-	-	-	-	-	-	-	-	-	-	-	-	-	-	-	-	-	-	-	
TOTAL NON-CASH DISBURSEMENTS	-	-	-	-	-	-	-	-	-	-	-	-	-	-	-	-	-	-	-	-	-	-	-	-	-	-	
GRAND TOTAL	-	-	-	-	-	-	-	-	-	-	-	-	-	-	-	-	-	-	-	-	-	-	-	-	-	-	


Particulars	Previous Report	This Month	As at Date
(1)	(2)	(3)	(4)
Total Disbursement Authorities Received	7,328.62	-	7,328.62
NCA	-	-	-
NTA	-	-	-
Working Fund	-	-	-
TRA	7,328.62	-	7,328.62
CDC	-	-	-
NCAA	-	-	-
Less: Notice of Transfer of Allocations (NTA)* issued	-	-	-
Total Disbursement Authorities Available	7,328.62	-	7,328.62
Less:			
Lapsed NCA	-	-	-
Disbursements	7,328.62	-	7,328.62
Less: Other Non-Cash Disbursements	-	-	-
Disbursements effected through outright deductions from claims	-	-	-
Overpayment of expenses(e.g. personnel benefits)	-	-	-
Restitution for loss of government property	-	-	-
Liquidated damages and similar claims	-	-	-
Others (e.g. TEF, BTr, Docs Stamp, etc.)	-	-	-
Add/Less: Adjustments (e.g. cancelled/staled checks)	-	-	-
Balance of Disbursement Authorities as at date	-	-	-
Total Disbursements Program	7,328.62	-	7,328.62
Less: *Actual Disbursements	7,328.62	-	7,328.62
(Over)/Under spending	-	-	-

Notes: * The use of NTA is discouraged
 Notes: ** Amounts should tally with the grand total disbursement (column 27).

Certified Correct:


 DIÑA M. NILLOSAN
 Agency Chief Accountant
 Date: 

Approved by:


 ENGR. NONITA S. CAGUIOA
 Assistant Secretary for Finance, Information Systems and Mining Concerns
 Date:

MONTHLY REPORT OF DISBURSEMENTS
For the month of March 2020

Department: Department of Environment and Natural Resources (DENR)
Agency: Office of the Secretary
Operating Unit: ALL
Organization Code: 10 001 0100000
Fund Cluster: 04 - Special Account - Foreign Assisted/Grant

Particulars	Current Year Budget					Prior Year's Budget											SUB-TOTAL	Trust Liabilities				Grand Total					Remarks	
	PS	MOOE	FinEx	CO	TOTAL	Prior Year's Accounts Payable					Current Year's Accounts Payable					TOTAL		PS	MOOE	CO	TOTAL	PS	MOOE	FinEx	CO	TOTAL		
						PS	MOOE	FinEx	CO	Sub-Total	PS	MOOE	FinEx	CO	Sub-Total													
1	2	3	4	5	6=(2+3+4+5)	7	8	9	10	11=(7+8+9+10)	12	13	14	15	16=(12+13+14+15)	17=(11+16)	18=(6+17)	19	20	21	22=(19+20+21)	23	24	25	26	27=(23+24+25+26)	28	
CASH DISBURSEMENTS	-	-	-	-	-	-	192,417.29	-	-	192,417.29	-	-	-	-	-	192,417.29	192,417.29	-	-	-	-	-	-	-	-	-	192,417.29	-
Notice of Cash Allocation (NCA)	-	-	-	-	-	-	144,121.34	-	-	144,121.34	-	-	-	-	-	144,121.34	144,121.34	-	-	-	-	-	-	-	-	144,121.34	-	
MDS Checks Issued	-	-	-	-	-	-	144,121.34	-	-	144,121.34	-	-	-	-	-	144,121.34	144,121.34	-	-	-	-	-	-	-	-	144,121.34	-	
Advice to Debit Account	-	-	-	-	-	-	-	-	-	-	-	-	-	-	-	-	-	-	-	-	-	-	-	-	-	-	-	
Notice of Transfer Allocations (NTA)	-	-	-	-	-	-	-	-	-	-	-	-	-	-	-	-	-	-	-	-	-	-	-	-	-	-	-	
MDS Checks Issued	-	-	-	-	-	-	-	-	-	-	-	-	-	-	-	-	-	-	-	-	-	-	-	-	-	-	-	
Advice to Debit Account	-	-	-	-	-	-	-	-	-	-	-	-	-	-	-	-	-	-	-	-	-	-	-	-	-	-	-	
Working Fund for FAPs	-	-	-	-	-	-	48,295.95	-	-	48,295.95	-	-	-	-	-	48,295.95	48,295.95	-	-	-	-	-	-	-	-	48,295.95	-	
Cash Disbursement Ceiling (CDC)	-	-	-	-	-	-	-	-	-	-	-	-	-	-	-	-	-	-	-	-	-	-	-	-	-	-	-	
TOTAL CASH DISBURSEMENTS	-	-	-	-	-	-	192,417.29	-	-	192,417.29	-	-	-	-	-	192,417.29	192,417.29	-	-	-	-	-	-	-	-	192,417.29	-	
NON-CASH DISBURSEMENTS	-	-	-	-	-	-	12,764.75	-	-	12,764.75	-	-	-	-	-	12,764.75	12,764.75	-	-	-	-	-	-	-	-	12,764.75	-	
Tax Remittance Advices Issued (TRA)	-	-	-	-	-	-	12,764.75	-	-	12,764.75	-	-	-	-	-	12,764.75	12,764.75	-	-	-	-	-	-	-	-	12,764.75	-	
Non-Cash Availment Authority (NCAA)	-	-	-	-	-	-	-	-	-	-	-	-	-	-	-	-	-	-	-	-	-	-	-	-	-	-	-	
Disbursements effected through outright deductions from claims (please specify...)	-	-	-	-	-	-	-	-	-	-	-	-	-	-	-	-	-	-	-	-	-	-	-	-	-	-	-	
Overpayment of expenses(e.g. personnel benefits)	-	-	-	-	-	-	-	-	-	-	-	-	-	-	-	-	-	-	-	-	-	-	-	-	-	-	-	
Restitution for loss of government property	-	-	-	-	-	-	-	-	-	-	-	-	-	-	-	-	-	-	-	-	-	-	-	-	-	-	-	
Liquidated damages and similar claims	-	-	-	-	-	-	-	-	-	-	-	-	-	-	-	-	-	-	-	-	-	-	-	-	-	-	-	
Others(TEF, BTr-Documentary Stamp Tax, etc.)	-	-	-	-	-	-	-	-	-	-	-	-	-	-	-	-	-	-	-	-	-	-	-	-	-	-	-	
TOTAL NON-CASH DISBURSEMENTS	-	-	-	-	-	-	12,764.75	-	-	12,764.75	-	-	-	-	-	12,764.75	12,764.75	-	-	-	-	-	-	-	-	12,764.75	-	
GRAND TOTAL	-	-	-	-	-	-	205,182.04	-	-	205,182.04	-	-	-	-	-	205,182.04	205,182.04	-	-	-	-	-	-	-	-	205,182.04	-	


Particulars	Previous Report	This Month	As at Date
(1)	(2)	(3)	(4)
Total Disbursement Authorities Received	2,580,164.15	-	2,580,164.15
NCA	-	-	-
NTA	-	-	-
Working Fund	2,580,164.15	-	2,580,164.15
TRA	-	-	-
CDC	-	-	-
NCAA	-	-	-
Less: Notice of Transfer of Allocations (NTA)* issued	149,570.00	-	149,570.00
Total Disbursement Authorities Available	2,430,594.15	-	2,430,594.15
Less:			
Lapsed NCA	-	-	-
Disbursements	453,398.71	205,182.04	658,580.75
Less: Other Non-Cash Disbursements	-	-	-
Disbursements effected through outright deductions from claims	-	-	-
Overpayment of expenses(e.g. personnel benefits)	-	-	-
Restitution for loss of government property	-	-	-
Liquidated damages and similar claims	-	-	-
Others (e.g. TEF, BTr, Docs Stamp, etc.)	-	-	-
Add/Less: Adjustments (e.g. cancelled/staled checks)	-	-	-
Balance of Disbursement Authorities as at date	1,977,195.44	(205,182.04)	1,772,013.40
Total Disbursements Program	2,430,594.15	-	2,430,594.15
Less: *Actual Disbursements	453,398.71	205,182.04	658,580.75
(Over)/Under spending	1,977,195.44	(205,182.04)	1,772,013.40

Notes: * The use of NTA is discouraged
Notes: ** Amounts should tally with the grand total disbursement (column 27).

Certified Correct:


DIN M. MILLOSAN
Agency Chief Accountant
Date: 

Approved by:


ENGR. NONITA S. CAGUIOA
Assistant Secretary for Finance, Information Systems and Mining Concerns
Date:

MONTHLY REPORT OF DISBURSEMENTS
For the month of March 2020

Department: Department of Environment and Natural Resources (DENR)
Agency: Office of the Secretary
Operating Unit: ALL
Organization Code: 10 001 0100000
Fund Cluster: 07 - Trust Fund

Particulars	Current Year Budget					Prior Year's Budget											SUB-TOTAL	Trust Liabilities				Grand Total					Remarks	
	PS	MOOE	FinEx	CO	TOTAL	Prior Year's Accounts Payable					Current Year's Accounts Payable					TOTAL		PS	MOOE	CO	TOTAL	PS	MOOE	FinEx	CO	TOTAL		
						PS	MOOE	FinEx	CO	Sub-Total	PS	MOOE	FinEx	CO	Sub-Total													
1	2	3	4	5	6=(2+3+4+5)	7	8	9	10	11=(7+8+9+10)	12	13	14	15	16=(12+13+14+15)	17=(11+16)	18=(6+17)	19	20	21	22=(19+20+21)	23	24	25	26	27=(23+24+25+26)	28	
CASH DISBURSEMENTS	-	-	-	-	-	-	-	-	-	-	-	-	-	-	-	-	-	-	402,588.22	-	-	402,588.22	-	402,588.22	-	-	402,588.22	
Notice of Cash Allocation (NCA)	-	-	-	-	-	-	-	-	-	-	-	-	-	-	-	-	-	-	402,588.22	-	-	402,588.22	-	402,588.22	-	-	402,588.22	
MDS Checks Issued	-	-	-	-	-	-	-	-	-	-	-	-	-	-	-	-	-	-	900.00	-	-	900.00	-	900.00	-	-	900.00	
Advice to Debit Account	-	-	-	-	-	-	-	-	-	-	-	-	-	-	-	-	-	-	401,688.22	-	-	401,688.22	-	401,688.22	-	-	401,688.22	
Notice of Transfer Allocations (NTA)	-	-	-	-	-	-	-	-	-	-	-	-	-	-	-	-	-	-	-	-	-	-	-	-	-	-	-	
MDS Checks Issued	-	-	-	-	-	-	-	-	-	-	-	-	-	-	-	-	-	-	-	-	-	-	-	-	-	-	-	
Advice to Debit Account	-	-	-	-	-	-	-	-	-	-	-	-	-	-	-	-	-	-	-	-	-	-	-	-	-	-	-	
Working Fund for FAPs	-	-	-	-	-	-	-	-	-	-	-	-	-	-	-	-	-	-	-	-	-	-	-	-	-	-	-	
Cash Disbursement Ceiling (CDC)	-	-	-	-	-	-	-	-	-	-	-	-	-	-	-	-	-	-	-	-	-	-	-	-	-	-	-	
TOTAL CASH DISBURSEMENTS	-	-	-	-	-	-	-	-	-	-	-	-	-	-	-	-	-	-	402,588.22	-	-	402,588.22	-	402,588.22	-	-	402,588.22	
NON-CASH DISBURSEMENTS	-	-	-	-	-	-	-	-	-	-	-	-	-	-	-	-	-	-	13,653.53	-	-	13,653.53	-	13,653.53	-	-	13,653.53	
Tax Remittance Advices Issued (TRA)	-	-	-	-	-	-	-	-	-	-	-	-	-	-	-	-	-	-	13,653.53	-	-	13,653.53	-	13,653.53	-	-	13,653.53	
Non-Cash Availment Authority (NCAA)	-	-	-	-	-	-	-	-	-	-	-	-	-	-	-	-	-	-	-	-	-	-	-	-	-	-	-	
Disbursements effected through outright deductions from claims (please specify...)	-	-	-	-	-	-	-	-	-	-	-	-	-	-	-	-	-	-	-	-	-	-	-	-	-	-	-	
Overpayment of expenses(e.g. personnel benefits)	-	-	-	-	-	-	-	-	-	-	-	-	-	-	-	-	-	-	-	-	-	-	-	-	-	-	-	
Restitution for loss of government property	-	-	-	-	-	-	-	-	-	-	-	-	-	-	-	-	-	-	-	-	-	-	-	-	-	-	-	
Liquidated damages and similar claims	-	-	-	-	-	-	-	-	-	-	-	-	-	-	-	-	-	-	-	-	-	-	-	-	-	-	-	
Others(TEF, BTr-Documentary Stamp Tax, etc.)	-	-	-	-	-	-	-	-	-	-	-	-	-	-	-	-	-	-	-	-	-	-	-	-	-	-	-	
TOTAL NON-CASH DISBURSEMENTS	-	-	-	-	-	-	-	-	-	-	-	-	-	-	-	-	-	-	13,653.53	-	-	13,653.53	-	13,653.53	-	-	13,653.53	
GRAND TOTAL	-	-	-	-	-	-	-	-	-	-	-	-	-	-	-	-	-	-	416,241.75	-	-	416,241.75	-	416,241.75	-	-	416,241.75	

SUMMARY

Particulars	Previous Report	This Month	As at Date
(1)	(2)	(3)	(4)
Total Disbursement Authorities Received	1,274,499.20	13,653.53	1,288,152.73
NCA	1,227,939.00	-	1,227,939.00
NTA	-	-	-
Working Fund	-	-	-
TRA	46,560.20	13,653.53	60,213.73
CDC	-	-	-
NCAA	-	-	-
Less: Notice of Transfer of Allocations (NTA)* issued	-	-	-
Total Disbursement Authorities Available	1,274,499.20	13,653.53	1,288,152.73
Less:			
Lapsed NCA	-	-	-
Disbursements	846,806.48	416,241.75	1,263,048.23
Less: Other Non-Cash Disbursements	-	-	-
Disbursements effected through outright deductions from claims	-	-	-
Overpayment of expenses(e.g. personnel benefits)	-	-	-
Restitution for loss of government property	-	-	-
Liquidated damages and similar claims	-	-	-
Others (e.g. TEF, BTr, Docs Stamp, etc.)	-	-	-
Add/Less: Adjustments (e.g. cancelled/staled checks)	-	-	-
Balance of Disbursement Authorities as at date	427,692.72	(402,588.22)	25,104.50
Total Disbursements Program	1,274,499.20	13,653.53	1,288,152.73
Less: *Actual Disbursements	846,806.48	416,241.75	1,263,048.23
(Over)/Under spending	427,692.72	(402,588.22)	25,104.50

Notes: * The use of NTA is discouraged

Notes: ** Amounts should tally with the grand total disbursement (column 27).


Certified Correct:


DINA M. NILLOSAN

Agency Chief Accountant

Date:

Approved by:


ENGR. NONITA S. CAGUIOA

Assistant Secretary for Finance, Information Systems and Mining Concerns

Date: