

MONTHLY REPORT OF DISBURSEMENTS
For the month of June 2022


Department: Department of Environment and Natural Resources (DENR)
 Agency: Office of the Secretary
 Operating Unit: ALL
 Organization Code: 10 001 010000
 Fund Cluster: 01 - Regular Agency Fund


Particulars	Current Year Budget					Prior Year's Budget											SUB-TOTAL	Trust Liabilities				Grand Total					Remarks	
	PS	MOOE	FinEx	CO	TOTAL	Prior Year's Accounts Payable					Current Year's Accounts Payable					TOTAL		PS	MO	OE	CO	TOTAL	PS	MOOE	FinEx	CO		TOTAL
						PS	MOOE	FinEx	CO	Sub-Total	PS	MOOE	FinEx	CO	Sub-Total													
1	2	3	4	5	6=(2+3+4+5)	7	8	9	10	11=(7+8+9+10)	12	13	14	15	16=(12+13+14+15)	17=(11+16)	18=(6+17)	19	20	21	22=(19+20+21)	23	24	25	26	27=(23+24+25+26)	28	
CASH DISBURSEMENTS	712,801,088.87	1,717,021,046.18	-	515,687,196.89	2,945,509,331.94	1,527,977.89	41,774,797.67	-	39,575,313.94	82,878,089.50	629,485.33	8,148,381.93	-	9,842,596.52	18,620,463.78	101,498,553.28	3,047,007,885.22	-	-	-	-	714,958,552.09	1,766,944,225.78	-	565,105,107.35	3,047,007,885.22		
Notice of Cash Allocation (NCA)	697,759,675.22	1,680,489,192.68	-	511,412,324.14	2,889,661,192.04	1,525,973.54	40,758,351.40	-	38,926,442.50	81,210,767.44	629,485.33	8,138,230.37	-	6,574,504.52	15,342,220.22	96,552,987.66	2,986,214,179.70	-	-	-	-	699,915,134.09	1,729,385,774.45	-	556,913,271.16	2,986,214,179.70		
MDS Checks Issued	186,946,051.40	1,140,276,033.66	-	182,164,106.82	1,509,386,191.88	1,038,510.78	15,934,486.38	-	9,211,483.38	26,184,480.54	19,715.68	4,225,482.22	-	8,415.00	4,253,612.90	30,438,093.44	1,539,824,285.32	-	-	-	-	188,004,277.86	1,160,436,002.26	-	191,384,005.20	1,539,824,285.32		
Advice to Debit Account	510,813,623.82	540,213,159.02	-	329,248,217.32	1,380,275,000.16	487,462.78	24,823,865.02	-	29,714,959.12	55,026,286.90	609,769.65	3,912,748.15	-	6,566,089.52	11,088,607.32	66,114,894.22	1,446,389,894.38	-	-	-	-	511,910,856.23	568,949,772.19	-	365,529,265.96	1,446,389,894.38		
Notice of Transfer Allocations (NTA)	15,041,413.65	36,531,853.50	-	4,274,872.75	55,848,139.90	2,004.35	1,016,446.27	-	648,871.44	1,667,322.06	-	10,151.56	-	3,268,092.00	3,278,243.56	4,945,565.62	60,793,705.52	-	-	-	-	15,043,418.00	37,558,451.33	-	8,191,836.19	60,793,705.52		
MDS Checks Issued	4,171,499.83	7,188,485.03	-	2,236,265.91	13,596,250.77	-	134,306.25	-	-	134,306.25	-	-	-	-	-	134,306.25	13,730,557.02	-	-	-	-	4,171,499.83	7,322,791.28	-	2,236,265.91	13,730,557.02		
Advice to Debit Account	10,869,913.82	29,343,368.47	-	2,038,606.84	42,251,889.13	2,004.35	882,140.02	-	648,871.44	1,533,015.61	-	10,151.56	-	3,268,092.00	3,278,243.56	4,811,259.37	47,063,148.50	-	-	-	-	10,871,918.17	30,235,660.05	-	5,955,570.28	47,063,148.50		
Working Fund for FAPs	-	-	-	-	-	-	-	-	-	-	-	-	-	-	-	-	-	-	-	-	-	-	-	-	-	-	-	
Cash Disbursement Ceiling (CDC)	-	-	-	-	-	-	-	-	-	-	-	-	-	-	-	-	-	-	-	-	-	-	-	-	-	-	-	
TOTAL CASH DISBURSEMENTS	712,801,088.87	1,717,021,046.18	-	515,687,196.89	2,945,509,331.94	1,527,977.89	41,774,797.67	-	39,575,313.94	82,878,089.50	629,485.33	8,148,381.93	-	9,842,596.52	18,620,463.78	101,498,553.28	3,047,007,885.22	-	-	-	-	714,958,552.09	1,766,944,225.78	-	565,105,107.35	3,047,007,885.22		
NON-CASH DISBURSEMENTS	31,050,226.75	12,671,287.73	-	11,318,795.29	55,040,309.77	66,546.83	893,565.05	-	781,338.91	1,741,450.79	3,067.52	260,603.20	-	277,667.53	541,338.25	2,282,789.04	57,323,098.81	-	-	-	-	31,119,841.10	13,825,455.98	-	12,377,801.73	57,323,098.81		
Tax Remittance Advices Issued (TRA)	31,029,867.46	12,671,012.99	-	11,318,795.29	55,019,675.74	66,546.83	893,565.05	-	781,338.91	1,741,450.79	3,067.52	260,603.20	-	277,667.53	541,338.25	2,282,789.04	57,302,464.78	-	-	-	-	31,099,481.81	13,825,181.24	-	12,377,801.73	57,302,464.78		
Non-Cash Availment Authority (NCAA)	-	-	-	-	-	-	-	-	-	-	-	-	-	-	-	-	-	-	-	-	-	-	-	-	-	-	-	
Disbursements effected through outright deductions from claims (please specify...)	20,359.29	274.74	-	-	20,634.03	-	-	-	-	-	-	-	-	-	-	-	20,634.03	-	-	-	-	20,359.29	274.74	-	-	20,634.03		
Overpayment of expenses(e.g. personnel benefits)	20,359.29	152.24	-	-	20,511.53	-	-	-	-	-	-	-	-	-	-	-	20,511.53	-	-	-	-	20,359.29	152.24	-	-	20,511.53		
Restitution for loss of government property	-	-	-	-	-	-	-	-	-	-	-	-	-	-	-	-	-	-	-	-	-	-	-	-	-	-	-	
Liquidated damages and similar claims	-	122.50	-	-	122.50	-	-	-	-	-	-	-	-	-	-	-	122.50	-	-	-	-	-	122.50	-	-	122.50		
Others(TEF BTr-Documentary Stamp Tax etc.)	-	-	-	-	-	-	-	-	-	-	-	-	-	-	-	-	-	-	-	-	-	-	-	-	-	-	-	
TOTAL NON-CASH DISBURSEMENTS	31,050,226.75	12,671,287.73	-	11,318,795.29	55,040,309.77	66,546.83	893,565.05	-	781,338.91	1,741,450.79	3,067.52	260,603.20	-	277,667.53	541,338.25	2,282,789.04	57,323,098.81	-	-	-	-	31,119,841.10	13,825,455.98	-	12,377,801.73	57,323,098.81		
GRAND TOTAL	743,851,315.62	1,729,692,333.91	-	527,005,992.18	3,000,549,641.71	1,594,524.72	42,668,362.72	-	40,356,652.85	84,619,540.29	632,552.85	8,408,985.13	-	10,120,264.05	19,161,802.03	103,781,342.32	3,104,330,984.03	-	-	-	-	746,078,393.19	1,780,769,681.76	-	577,482,909.08	3,104,330,984.03		

SUMMARY

Particulars	Previous Report	This Month	As at Date
(1)	(2)	(3)	(4)
Total Disbursement Authorities Received	8,092,012,408.84	2,512,973,765.61	10,604,986,174.45
NCA	7,154,115,788.60	2,224,725,884.00	9,378,841,672.60
NTA	704,927,402.32	230,945,416.83	935,872,819.15
Working Fund	-	-	-
TRA	232,969,217.92	57,302,464.78	290,271,682.70
CDC	-	-	-
NCAA	-	-	-
Less: Notice of Transfer of Allocations (NTA)* Issued	775,052,096.92	261,536,892.83	1,036,588,989.75
Total Disbursement Authorities Available	7,316,960,311.92	2,251,436,872.78	9,568,397,184.70
Less:			
Lapsed NCA	3,761,198.19	112,118,112.34	115,879,310.53
Disbursements	6,348,652,263.54	3,104,330,984.03	9,452,983,247.57
Less: Other Non-Cash Disbursements	116,512.32	20,634.03	137,146.35
Disbursements effected through outright deductions from claims	116,512.32	20,634.03	137,146.35
*** Overpayment of expenses(e.g. personnel benefits)	124,195.03	20,511.53	144,706.56
Restitution for loss of government property	-	-	-
Liquidated damages and similar claims	9,538.08	122.50	9,660.58
Others (e.g. TEF BTr Docs Stamp etc.)	-	-	-
Add/Less: Adjustments (e.g. cancelled/staled checks)	21,577.22	298,967.12	320,544.34
Balance of Disbursement Authorities as at date	964,692,622.44	(964,692,622.44)	-
Total Disbursements Program	7,316,981,889.14	2,251,735,839.90	9,568,717,729.04
Less: **Actual Disbursements	6,348,528,068.51	3,104,310,350.00	9,452,838,418.51
(Over)/Under spending	968,453,820.63	(852,574,510.10)	115,879,310.53

Notes: * The use of NTA is discouraged
 ** Amounts should tally with the grand total disbursement (column 27).
 *** Other Non-Cash Disbursements are from CAR and Region 3.

Certified Correct:

DIÑA M. NILLOSAN
 Agency Chief Accountant
 Date: 4

Recommending Approval:

ANGELITO V. FONTANILLA
 Director, Financial and Management Service
 Date:

MONTHLY REPORT OF DISBURSEMENTS
For the month of June 2022

Department: Department of Environment and Natural Resources (DENR)
 Agency: Office of the Secretary
 Operating Unit: ALL
 Organization Code: 10 001 0100000
 Fund Cluster: 02 - Foreign Assisted Projects Fund (GOP)

Particulars	Current Year Budget					Prior Year's Budget											SUB-TOTAL	Trust Liabilities				Grand Total					Remarks
	PS	MOOE	Fin Ex	CO	TOTAL	Prior Year's Accounts Payable					Current Year's Accounts Payable					TOTAL		PS	MOOE	CO	TOTAL	PS	MOOE	Fin Ex	CO	TOTAL	
						PS	MOOE	FinEx	CO	Sub-Total	PS	MOOE	FinEx	CO	Sub-Total												
1	2	3	4	5	6=(2+3+4+5)	7	8	9	10	11=(7+8+9+10)	12	13	14	15	16=(12+13+14+15)	17=(11+16)	18=(6+17)	19	20	21	22=(19+20+21)	23	24	25	26	27=(23+24+25+26)	28
CASH DISBURSEMENTS	-	11,945,885.74	-	-	11,945,885.74	-	1,029,475.76	-	299,036.17	1,328,511.93	-	415,708.63	-	-	415,708.63	1,744,220.56	13,690,106.30	-	-	-	-	-	13,391,070.13	-	299,036.17	13,690,106.30	
Notice of Cash Allocation (NCA)	-	1,900,796.73	-	-	1,900,796.73	-	-	-	-	-	-	-	-	-	-	-	1,900,796.73	-	-	-	-	-	1,900,796.73	-	-	1,900,796.73	
MDS Checks Issued	-	129,913.58	-	-	129,913.58	-	-	-	-	-	-	-	-	-	-	-	129,913.58	-	-	-	-	-	129,913.58	-	-	129,913.58	
Advice to Debit Account	-	1,770,883.15	-	-	1,770,883.15	-	-	-	-	-	-	-	-	-	-	-	1,770,883.15	-	-	-	-	-	1,770,883.15	-	-	1,770,883.15	
Notice of Transfer Allocations (NTA)	-	10,045,089.01	-	-	10,045,089.01	-	1,029,475.76	-	299,036.17	1,328,511.93	-	415,708.63	-	-	415,708.63	1,744,220.56	11,789,309.57	-	-	-	-	-	11,490,273.40	-	299,036.17	11,789,309.57	
MDS Checks Issued	-	4,198,790.61	-	-	4,198,790.61	-	209,379.67	-	133,459.27	342,838.94	-	-	-	-	-	342,838.94	4,541,629.55	-	-	-	-	-	4,408,170.28	-	133,459.27	4,541,629.55	
Advice to Debit Account	-	5,846,298.40	-	-	5,846,298.40	-	820,096.09	-	165,576.90	985,672.99	-	415,708.63	-	-	415,708.63	1,401,381.62	7,247,680.02	-	-	-	-	-	7,082,103.12	-	165,576.90	7,247,680.02	
Working Fund for FAPs	-	-	-	-	-	-	-	-	-	-	-	-	-	-	-	-	-	-	-	-	-	-	-	-	-	-	
Cash Disbursement Ceiling (CDC)	-	-	-	-	-	-	-	-	-	-	-	-	-	-	-	-	-	-	-	-	-	-	-	-	-	-	
TOTAL CASH DISBURSEMENTS	-	11,945,885.74	-	-	11,945,885.74	-	1,029,475.76	-	299,036.17	1,328,511.93	-	415,708.63	-	-	415,708.63	1,744,220.56	13,690,106.30	-	-	-	-	-	13,391,070.13	-	299,036.17	13,690,106.30	
NON-CASH DISBURSEMENTS	-	391,544.93	-	744,290.42	1,135,835.35	-	198,011.38	-	258,781.12	456,792.50	-	29,630.00	-	-	29,630.00	486,422.50	1,622,257.85	-	-	-	-	-	619,186.31	-	1,003,071.54	1,622,257.85	
Tax Remittance Advices Issued (TRA)	-	391,544.93	-	744,290.42	1,135,835.35	-	198,011.38	-	258,781.12	456,792.50	-	29,630.00	-	-	29,630.00	486,422.50	1,622,257.85	-	-	-	-	-	619,186.31	-	1,003,071.54	1,622,257.85	
Non-Cash Availment Authority (NCAA)	-	-	-	-	-	-	-	-	-	-	-	-	-	-	-	-	-	-	-	-	-	-	-	-	-	-	
Disbursements effected through outright deductions from claims (please specify...)	-	-	-	-	-	-	-	-	-	-	-	-	-	-	-	-	-	-	-	-	-	-	-	-	-	-	
Overpayment of expenses(e.g. personnel benefits)	-	-	-	-	-	-	-	-	-	-	-	-	-	-	-	-	-	-	-	-	-	-	-	-	-	-	
Restitution for loss of government property	-	-	-	-	-	-	-	-	-	-	-	-	-	-	-	-	-	-	-	-	-	-	-	-	-	-	
Liquidated damages and similar claims	-	-	-	-	-	-	-	-	-	-	-	-	-	-	-	-	-	-	-	-	-	-	-	-	-	-	
Others(TEF, BTr-Documentary Stamp Tax, etc.)	-	-	-	-	-	-	-	-	-	-	-	-	-	-	-	-	-	-	-	-	-	-	-	-	-	-	
TOTAL NON-CASH DISBURSEMENTS	-	391,544.93	-	744,290.42	1,135,835.35	-	198,011.38	-	258,781.12	456,792.50	-	29,630.00	-	-	29,630.00	486,422.50	1,622,257.85	-	-	-	-	-	619,186.31	-	1,003,071.54	1,622,257.85	
GRAND TOTAL	-	12,337,430.67	-	744,290.42	13,081,721.09	-	1,227,487.14	-	557,817.29	1,785,304.43	-	445,338.63	-	-	445,338.63	2,230,643.06	15,312,364.15	-	-	-	-	-	14,010,256.44	-	1,302,107.71	15,312,364.15	


SUMMARY

Particulars	Previous Report	This Month	As at Date
(1)	(2)	(3)	(4)
Total Disbursement Authorities Received	126,353,902.89	20,168,614.69	146,522,517.58
NCA	52,106,000.00	8,869,000.00	60,975,000.00
NTA	52,061,300.00	9,677,356.84	61,738,656.84
Working Fund	-	-	-
TRA	22,186,602.89	1,622,257.85	23,808,860.74
CDC	-	-	-
NCAA	-	-	-
Less: Notice of Transfer of Allocations (NTA)* issued	52,061,300.00	9,677,356.84	61,738,656.84
Total Disbursement Authorities Available	74,292,602.89	10,491,257.85	84,783,860.74
Less:			
Lapsed NCA	135.58	1,288,618.73	1,288,754.31
Disbursements	68,182,312.07	15,312,364.15	83,494,676.22
Less: Other Non-Cash Disbursements	-	-	-
Disbursements effected through outright deductions from claims	-	-	-
Overpayment of expenses(e.g. personnel benefits)	-	-	-
Restitution for loss of government property	-	-	-
Liquidated damages and similar claims	-	-	-
Others (e.g. TEF, BTr, Docs Stamp, etc.)	-	-	-
Add/Less: Adjustments (e.g. cancelled/staled checks)	-	(430.21)	(430.21)
Balance of Disbursement Authorities as at date	6,110,155.24	(6,110,155.24)	0.00
Total Disbursements Program	74,292,602.89	10,490,827.64	84,783,430.53
Less: **Actual Disbursements	68,182,312.07	15,312,364.15	83,494,676.22
(Over)/Under spending	6,110,290.82	(4,821,536.51)	1,288,754.31


Notes: * The use of NTA is discouraged

** Amounts should tally with the grand total disbursement (column 27).

Certified Correct:


DIÑA M. NILLOSAN
 Agency Chief Accountant
 Date: H

Recommending Approval:


ANGELITO V. FONTANILLA
 Director, Financial and Management Service
 Date:

MONTHLY REPORT OF DISBURSEMENTS
For the month of June 2022

Department: Department of Environment and Natural Resources (DENR)
 Agency: Office of the Secretary
 Operating Unit: ALL
 Organization Code: 10 001 0100000
 Fund Cluster: 02 - Foreign Assisted Projects Fund (LP)

Particulars	Current Year Budget					Prior Year's Budget											SUB-TOTAL	Trust Liabilities				Grand Total					Remarks	
	PS	MOOE	Fin Ex	CO	TOTAL	Prior Year's Accounts Payable					Current Year's Accounts Payable							TOTAL	PS	MOOE	CO	TOTAL	PS	MOOE	Fin Ex	CO		TOTAL
						PS	MOOE	FinEx	CO	Sub-Total	PS	MOOE	FinEx	CO	Sub-Total													
1	2	3	4	5	6=(2+3+4+5)	7	8	9	10	11=(7+8+9+10)	12	13	14	15	16=(12+13+14+15)	17=(11+16)	18=(6+17)	19	20	21	22=(19+20+21)	23	24	25	26	27=(23+24+25+26)	28	
CASH DISBURSEMENTS	-	431,938.29	-	902,703.17	1,334,641.46	-	1,106,554.04	-	18,442,245.49	19,548,799.53	-	-	-	-	-	19,548,799.53	20,883,440.99	-	-	-	-	-	-	1,538,492.33	-	19,344,948.66	20,883,440.99	-
Notice of Cash Allocation (NCA)	-	-	-	-	-	-	-	-	-	-	-	-	-	-	-	-	-	-	-	-	-	-	-	-	-	-	-	-
MDS Checks Issued	-	-	-	-	-	-	-	-	-	-	-	-	-	-	-	-	-	-	-	-	-	-	-	-	-	-	-	-
Advice to Debit Account	-	-	-	-	-	-	-	-	-	-	-	-	-	-	-	-	-	-	-	-	-	-	-	-	-	-	-	-
Notice of Transfer Allocations (NTA)	-	-	-	-	-	-	-	-	-	-	-	-	-	-	-	-	-	-	-	-	-	-	-	-	-	-	-	-
MDS Checks Issued	-	-	-	-	-	-	-	-	-	-	-	-	-	-	-	-	-	-	-	-	-	-	-	-	-	-	-	-
Advice to Debit Account	-	-	-	-	-	-	-	-	-	-	-	-	-	-	-	-	-	-	-	-	-	-	-	-	-	-	-	-
Working Fund for FAPs	-	431,938.29	-	902,703.17	1,334,641.46	-	1,106,554.04	-	18,442,245.49	19,548,799.53	-	-	-	-	-	19,548,799.53	20,883,440.99	-	-	-	-	-	-	1,538,492.33	-	19,344,948.66	20,883,440.99	-
Cash Disbursement Ceiling (CDC)	-	-	-	-	-	-	-	-	-	-	-	-	-	-	-	-	-	-	-	-	-	-	-	-	-	-	-	-
TOTAL CASH DISBURSEMENTS	-	431,938.29	-	902,703.17	1,334,641.46	-	1,106,554.04	-	18,442,245.49	19,548,799.53	-	-	-	-	-	19,548,799.53	20,883,440.99	-	-	-	-	-	-	1,538,492.33	-	19,344,948.66	20,883,440.99	-
NON-CASH DISBURSEMENTS	-	-	-	-	-	-	-	-	-	-	-	-	-	-	-	-	-	-	-	-	-	-	-	-	-	-	-	-
Tax Remittance Advices Issued (TRA)	-	-	-	-	-	-	-	-	-	-	-	-	-	-	-	-	-	-	-	-	-	-	-	-	-	-	-	-
Non-Cash Availment Authority (NCAA)	-	-	-	-	-	-	-	-	-	-	-	-	-	-	-	-	-	-	-	-	-	-	-	-	-	-	-	-
Disbursements effected through outright deductions from claims (please specify...)	-	-	-	-	-	-	-	-	-	-	-	-	-	-	-	-	-	-	-	-	-	-	-	-	-	-	-	-
Overpayment of expenses(e.g. personnel benefits)	-	-	-	-	-	-	-	-	-	-	-	-	-	-	-	-	-	-	-	-	-	-	-	-	-	-	-	-
Restitution for loss of government property	-	-	-	-	-	-	-	-	-	-	-	-	-	-	-	-	-	-	-	-	-	-	-	-	-	-	-	-
Liquidated damages and similar claims	-	-	-	-	-	-	-	-	-	-	-	-	-	-	-	-	-	-	-	-	-	-	-	-	-	-	-	-
Others(TEF, BTr-Documentary Stamp Tax, etc.)	-	-	-	-	-	-	-	-	-	-	-	-	-	-	-	-	-	-	-	-	-	-	-	-	-	-	-	-
TOTAL NON-CASH DISBURSEMENTS	-	-	-	-	-	-	-	-	-	-	-	-	-	-	-	-	-	-	-	-	-	-	-	-	-	-	-	-
GRAND TOTAL	-	431,938.29	-	902,703.17	1,334,641.46	-	1,106,554.04	-	18,442,245.49	19,548,799.53	-	-	-	-	-	19,548,799.53	20,883,440.99	-	-	-	-	-	-	1,538,492.33	-	19,344,948.66	20,883,440.99	-


SUMMARY

Particulars	Previous Report	This Month	As at Date
(1)	(2)	(3)	(4)
Total Disbursement Authorities Received	796,033,903.63	142,054,271.20	938,088,174.83
NCA	-	-	-
NTA/Funding Check (FC) Received	381,425,531.55	2,340,000.00	383,765,531.55
Working Fund	414,608,372.08	139,714,271.20	554,322,643.28
TRA	-	-	-
CDC	-	-	-
NCAA	-	-	-
Less: Notice of Transfer of Allocations (NTA)/Funding Check (FC)* issued	384,946,390.00	15,965,000.00	400,911,390.00
Total Disbursement Authorities Available	411,087,513.63	126,089,271.20	537,176,784.83
Less:			
Lapsed NCA	-	-	-
Disbursements	370,680,116.43	20,883,440.99	391,563,557.42
Less: Other Non-Cash Disbursements	-	-	-
Disbursements effected through outright deductions from claims	-	-	-
Overpayment of expenses(e.g. personnel benefits)	-	-	-
Restitution for loss of government property	-	-	-
Liquidated damages and similar claims	-	-	-
Others (e.g. TEF, BTr, Docs Stamp, etc.)	-	-	-
Add/Less: Adjustments (e.g. cancelled/staled checks)	10,504.11	1,950.00	12,454.11
Balance of Disbursement Authorities as at date	40,417,901.31	105,207,780.21	145,625,681.52
Total Disbursements Program	411,098,017.74	126,091,221.20	537,189,238.94
Less: **Actual Disbursements	370,680,116.43	20,883,440.99	391,563,557.42
(Over)/Under spending	40,417,901.31	105,207,780.21	145,625,681.52


Notes: * The use of NTA is discouraged

** Amounts should tally with the grand total disbursemt (column 27).

Certified Correct:


DIÑA M. NILLOSAN
 Agency Chief Accountant
 Date: 7/1

Recommending Approval:


ANGELITO V. FONTANILLA
 Director, Financial and Management Service
 Date:

MONTHLY REPORT OF DISBURSEMENTS
For the month of June 2022


Department: Department of Environment and Natural Resources (DENR)
 Agency: Office of the Secretary
 Operating Unit: ALL
 Organization Code: 10 001 0100000
 Fund Cluster: 03 - Special Account - Locally Funded

Particulars	Current Year Budget					Prior Year's Budget											SUB-TOTAL	Trust Liabilities				Grand Total					Remarks
	PS	MOOE	FinEx	CO	TOTAL	Prior Year's Accounts Payable					Current Year's Accounts Payable					TOTAL		PS	MOOE	CO	TOTAL	PS	MOOE	FinEx	CO	TOTAL	
						PS	MOOE	FinEx	CO	Sub-Total	PS	MOOE	FinEx	CO	Sub-Total												
1	2	3	4	5	6=(2+3+4+5)	7	8	9	10	11=(7+8+9+10)	12	13	14	15	16=(12+13+14+15)	17=(11+16)	18=(6+17)	19	20	21	22=(19+20+21)	23	24	25	26	27=(23+24+25+26)	28
CASH DISBURSEMENTS	-	-	-	-	-	-	-	-	-	-	-	-	-	-	-	-	-	-	-	-	-	-	-	-	-	-	-
Notice of Cash Allocation (NCA)	-	-	-	-	-	-	-	-	-	-	-	-	-	-	-	-	-	-	-	-	-	-	-	-	-	-	
MDS Checks Issued	-	-	-	-	-	-	-	-	-	-	-	-	-	-	-	-	-	-	-	-	-	-	-	-	-	-	
Advice to Debit Account	-	-	-	-	-	-	-	-	-	-	-	-	-	-	-	-	-	-	-	-	-	-	-	-	-	-	
Notice of Transfer Allocations (NTA)	-	-	-	-	-	-	-	-	-	-	-	-	-	-	-	-	-	-	-	-	-	-	-	-	-	-	
MDS Checks Issued	-	-	-	-	-	-	-	-	-	-	-	-	-	-	-	-	-	-	-	-	-	-	-	-	-	-	
Advice to Debit Account	-	-	-	-	-	-	-	-	-	-	-	-	-	-	-	-	-	-	-	-	-	-	-	-	-	-	
Working Fund for FAPs	-	-	-	-	-	-	-	-	-	-	-	-	-	-	-	-	-	-	-	-	-	-	-	-	-	-	
Cash Disbursement Ceiling (CDC)	-	-	-	-	-	-	-	-	-	-	-	-	-	-	-	-	-	-	-	-	-	-	-	-	-	-	
TOTAL CASH DISBURSEMENTS	-	-	-	-	-	-	-	-	-	-	-	-	-	-	-	-	-	-	-	-	-	-	-	-	-	-	
NON-CASH DISBURSEMENTS	-	-	-	-	-	-	-	-	-	-	-	-	-	-	-	-	-	-	-	-	-	-	-	-	-	-	
Tax Remittance Advices Issued (TRA)	-	-	-	-	-	-	-	-	-	-	-	-	-	-	-	-	-	-	-	-	-	-	-	-	-	-	
Non-Cash Availment Authority (NCAA)	-	-	-	-	-	-	-	-	-	-	-	-	-	-	-	-	-	-	-	-	-	-	-	-	-	-	
Disbursements effected through outright deductions from claims (please specify...)	-	-	-	-	-	-	-	-	-	-	-	-	-	-	-	-	-	-	-	-	-	-	-	-	-	-	
Overpayment of expenses(e.g. personnel benefits)	-	-	-	-	-	-	-	-	-	-	-	-	-	-	-	-	-	-	-	-	-	-	-	-	-	-	
Restitution for loss of government property	-	-	-	-	-	-	-	-	-	-	-	-	-	-	-	-	-	-	-	-	-	-	-	-	-	-	
Liquidated damages and similar claims	-	-	-	-	-	-	-	-	-	-	-	-	-	-	-	-	-	-	-	-	-	-	-	-	-	-	
Others(TEF, BTr-Documentary Stamp Tax, etc.)	-	-	-	-	-	-	-	-	-	-	-	-	-	-	-	-	-	-	-	-	-	-	-	-	-	-	
TOTAL NON-CASH DISBURSEMENTS	-	-	-	-	-	-	-	-	-	-	-	-	-	-	-	-	-	-	-	-	-	-	-	-	-	-	
GRAND TOTAL	-	-	-	-	-	-	-	-	-	-	-	-	-	-	-	-	-	-	-	-	-	-	-	-	-	-	


SUMMARY	Particulars (1)	Previous Report (2)	This Month (3)	As at Date (4)
Total Disbursement Authorities Received		620,501.23	-	620,501.23
NCA		397,245.00	-	397,245.00
NTA		19,057.00	-	19,057.00
Working Fund		-	-	-
TRA		204,199.23	-	204,199.23
CDC		-	-	-
NCAA		-	-	-
Less: Notice of Transfer of Allocations (NTA)* issued		-	-	-
Total Disbursement Authorities Available		620,501.23	-	620,501.23
Less:				
Lapsed NCA		0.23	0.16	0.39
Other Non-Cash Disbursements		620,500.84	-	620,500.84
Disbursements effected through outright deductions from claims		-	-	-
Overpayment of expenses(e.g. personnel benefits)		-	-	-
Restitution for loss of government property		-	-	-
Liquidated damages and similar claims		-	-	-
Others (e.g. TEF, BTr, Docs Stamp, etc.)		-	-	-
Add/Less: Adjustments (e.g. cancelled/staled checks)		-	-	-
Balance of Disbursement Authorities as at date		0.16	(0.16)	0.00
Total Disbursements Program		620,501.23	-	620,501.23
Less: *Actual Disbursements		620,500.84	-	620,500.84
(Over)/Under spending		0.39	-	0.39

Notes: * The use of NTA is discouraged
 Notes: ** Amounts should tally with the grand total disbursement (column 27).

Certified Correct:


DIÑA M. NILLOSAN
 Agency Chief Accountant
 Date: A

Recommending Approval:


ANGELITO V. FONTANILLA
 Director, Financial and Management
 Date:

MONTHLY REPORT OF DISBURSEMENTS
For the month of June 2022

Department: Department of Environment and Natural Resources (DENR)
Agency: Office of the Secretary
Operating Unit: ALL
Organization Code: 10 001 0100000
Fund Cluster: 04 - Special Account - Foreign Assisted/Grant


Particulars	Current Year Budget					Prior Year's Budget											SUB-TOTAL	Trust Liabilities				Grand Total					Remarks	
	PS	MOOE	FinEx	CO	TOTAL	Prior Year's Accounts Payable					Current Year's Accounts Payable							TOTAL	PS	MOOE	CO	TOTAL	PS	MOOE	FinEx	CO		TOTAL
						PS	MOOE	FinEx	CO	Sub-Total	PS	MOOE	FinEx	CO	Sub-Total													
1	2	3	4	5	6=(2+3+4+5)	7	8	9	10	11=(7+8+9+10)	12	13	14	15	16=(12+13+14+15)	17=(11+16)	18=(6+17)	19	20	21	22=(19+20+21)	23	24	25	26	27=(23+24+25+26)	28	
CASH DISBURSEMENTS	-	-	-	-	-	-	-	-	-	-	-	-	-	-	-	-	-	-	-	-	-	-	-	-	-	-	-	-
Notice of Cash Allocation (NCA)	-	-	-	-	-	-	-	-	-	-	-	-	-	-	-	-	-	-	-	-	-	-	-	-	-	-	-	
MDS Checks Issued	-	-	-	-	-	-	-	-	-	-	-	-	-	-	-	-	-	-	-	-	-	-	-	-	-	-	-	
Advice to Debit Account	-	-	-	-	-	-	-	-	-	-	-	-	-	-	-	-	-	-	-	-	-	-	-	-	-	-	-	
Notice of Transfer Allocations (NTA)	-	-	-	-	-	-	-	-	-	-	-	-	-	-	-	-	-	-	-	-	-	-	-	-	-	-	-	
MDS Checks Issued	-	-	-	-	-	-	-	-	-	-	-	-	-	-	-	-	-	-	-	-	-	-	-	-	-	-	-	
Advice to Debit Account	-	-	-	-	-	-	-	-	-	-	-	-	-	-	-	-	-	-	-	-	-	-	-	-	-	-	-	
Working Fund for FAPs	-	-	-	-	-	-	-	-	-	-	-	-	-	-	-	-	-	-	-	-	-	-	-	-	-	-	-	
Cash Disbursement Ceiling (CDC)	-	-	-	-	-	-	-	-	-	-	-	-	-	-	-	-	-	-	-	-	-	-	-	-	-	-	-	
TOTAL CASH DISBURSEMENTS	-	-	-	-	-	-	-	-	-	-	-	-	-	-	-	-	-	-	-	-	-	-	-	-	-	-	-	
NON-CASH DISBURSEMENTS	-	-	-	-	-	-	-	-	-	-	-	-	-	-	-	-	-	-	-	-	-	-	-	-	-	-	-	
Tax Remittance Advices Issued (TRA)	-	-	-	-	-	-	-	-	-	-	-	-	-	-	-	-	-	-	-	-	-	-	-	-	-	-	-	
Non-Cash Availment Authority (NCAA)	-	-	-	-	-	-	-	-	-	-	-	-	-	-	-	-	-	-	-	-	-	-	-	-	-	-	-	
Disbursements effected through outright deductions from claims (please specify...)	-	-	-	-	-	-	-	-	-	-	-	-	-	-	-	-	-	-	-	-	-	-	-	-	-	-	-	
Overpayment of expenses(e.g. personnel benefits)	-	-	-	-	-	-	-	-	-	-	-	-	-	-	-	-	-	-	-	-	-	-	-	-	-	-	-	
Restitution for loss of government property	-	-	-	-	-	-	-	-	-	-	-	-	-	-	-	-	-	-	-	-	-	-	-	-	-	-	-	
Liquidated damages and similar claims	-	-	-	-	-	-	-	-	-	-	-	-	-	-	-	-	-	-	-	-	-	-	-	-	-	-	-	
Others(TEF, BTr-Documentary Stamp Tax, etc.)	-	-	-	-	-	-	-	-	-	-	-	-	-	-	-	-	-	-	-	-	-	-	-	-	-	-	-	
TOTAL NON-CASH DISBURSEMENTS	-	-	-	-	-	-	-	-	-	-	-	-	-	-	-	-	-	-	-	-	-	-	-	-	-	-	-	
GRAND TOTAL	-	-	-	-	-	-	-	-	-	-	-	-	-	-	-	-	-	-	-	-	-	-	-	-	-	-	-	

SUMMARY


Particulars	Previous Report	This Month	As at Date
(1)	(2)	(3)	(4)
Total Disbursement Authorities Received	6,977,203.13	8,696,694.54	15,673,897.67
NCA	-	-	-
NTA	-	-	-
Working Fund	6,977,203.13	8,696,694.54	15,673,897.67
TRA	-	-	-
CDC	-	-	-
NCAA	-	-	-
Less: Notice of Transfer of Allocations (NTA)* issued	5,265,743.78	8,714,210.99	13,979,954.77
Total Disbursement Authorities Available	1,711,459.35	(17,516.45)	1,693,942.90
Less:			
Lapsed NCA	-	-	-
Disbursements	-	-	-
Less: Other Non-Cash Disbursements	-	-	-
Disbursements effected through outright deductions from claims	-	-	-
Overpayment of expenses(e.g. personnel benefits)	-	-	-
Restitution for loss of government property	-	-	-
Liquidated damages and similar claims	-	-	-
Others (e.g. TEF, BTr, Docs Stamp, etc.)	-	-	-
Add/Less: Adjustments (e.g. cancelled/staled checks)	-	-	-
Balance of Disbursement Authorities as at date	1,711,459.35	(17,516.45)	1,693,942.90
Total Disbursements Program	1,711,459.35	(17,516.45)	1,693,942.90
Less: *Actual Disbursements	-	-	-
(Over)/Under spending	1,711,459.35	(17,516.45)	1,693,942.90

Notes: * The use of NTA is discouraged
 Notes: ** Amounts should tally with the grand total disbursement (column 27).

Certified Correct:


DIÑA M. NILLOSAN
 Agency Chief Accountant
 Date: 11

Recommending Approval:


ANGELITO V. FONTANILLA
 Director, Financial and Management Service
 Date:

MONTHLY REPORT OF DISBURSEMENTS
For the month of June 2022

Department: Department of Environment and Natural Resources (DENR)
 Agency: Office of the Secretary
 Operating Unit: ALL
 Organization Code: 10 001 0100000
 Fund Cluster: 07 - Trust Fund

Particulars	Current Year Budget					Prior Year's Budget											SUB-TOTAL	Trust Liabilities				Grand Total					Remarks	
	PS	MOOE	FinEx	CO	TOTAL	Prior Year's Accounts Payable					Current Year's Accounts Payable							PS	MOOE	CO	TOTAL	PS	MOOE	FinEx	CO	TOTAL		
						PS	MOOE	FinEx	CO	Sub-Total	PS	MOOE	FinEx	CO	Sub-Total	PS												MOOE
1	2	3	4	5	6=(2+3+4+5)	7	8	9	10	11=(7+8+9+10)	12	13	14	15	16=(13+14+15)	17=(11+16)	18=(6+17)	19	20	21	22=(19+20+21)	23	24	25	26	27=(23+24+25+26)	28	
CASH DISBURSEMENTS	-	71,226.60	-	-	71,226.60	-	-	-	-	-	-	-	-	-	-	-	71,226.60	-	1,603,737.48	88,015.00	1,691,752.48	-	1,674,964.08	-	88,015.00	1,762,979.08		
Notice of Cash Allocation (NCA)	-	71,226.60	-	-	71,226.60	-	-	-	-	-	-	-	-	-	-	-	71,226.60	-	1,603,737.48	88,015.00	1,691,752.48	-	1,674,964.08	-	88,015.00	1,762,979.08		
MDS Checks Issued	-	-	-	-	-	-	-	-	-	-	-	-	-	-	-	-	-	-	-	-	-	-	-	-	-	-	-	
Advice to Debit Account	-	71,226.60	-	-	71,226.60	-	-	-	-	-	-	-	-	-	-	-	71,226.60	-	1,603,737.48	88,015.00	1,691,752.48	-	1,674,964.08	-	88,015.00	1,762,979.08		
Notice of Transfer Allocations (NTA)	-	-	-	-	-	-	-	-	-	-	-	-	-	-	-	-	-	-	-	-	-	-	-	-	-	-	-	
MDS Checks Issued	-	-	-	-	-	-	-	-	-	-	-	-	-	-	-	-	-	-	-	-	-	-	-	-	-	-	-	
Advice to Debit Account	-	-	-	-	-	-	-	-	-	-	-	-	-	-	-	-	-	-	-	-	-	-	-	-	-	-	-	
Working Fund for FAPs	-	-	-	-	-	-	-	-	-	-	-	-	-	-	-	-	-	-	-	-	-	-	-	-	-	-	-	
Cash Disbursement Ceiling (CDC)	-	-	-	-	-	-	-	-	-	-	-	-	-	-	-	-	-	-	-	-	-	-	-	-	-	-	-	
TOTAL CASH DISBURSEMENTS	-	71,226.60	-	-	71,226.60	-	-	-	-	-	-	-	-	-	-	-	71,226.60	-	1,603,737.48	88,015.00	1,691,752.48	-	1,674,964.08	-	88,015.00	1,762,979.08		
NON-CASH DISBURSEMENTS	-	-	-	-	-	-	-	-	-	-	-	-	-	-	-	-	-	-	45,946.08	1,650.00	47,596.08	-	45,946.08	-	1,650.00	47,596.08		
Tax Remittance Advices Issued (TRA)	-	-	-	-	-	-	-	-	-	-	-	-	-	-	-	-	-	-	45,946.08	1,650.00	47,596.08	-	45,946.08	-	1,650.00	47,596.08		
Non-Cash Availment Authority (NCAA)	-	-	-	-	-	-	-	-	-	-	-	-	-	-	-	-	-	-	-	-	-	-	-	-	-	-	-	
Disbursements effected through outright deductions from claims (please specify...)	-	-	-	-	-	-	-	-	-	-	-	-	-	-	-	-	-	-	-	-	-	-	-	-	-	-	-	
Overpayment of expenses(e.g. personnel benefits)	-	-	-	-	-	-	-	-	-	-	-	-	-	-	-	-	-	-	-	-	-	-	-	-	-	-	-	
Restitution for loss of government property	-	-	-	-	-	-	-	-	-	-	-	-	-	-	-	-	-	-	-	-	-	-	-	-	-	-	#VALUE!	
Liquidated damages and similar claims	-	-	-	-	-	-	-	-	-	-	-	-	-	-	-	-	-	-	-	-	-	-	-	-	-	-	-	
Others(TEF, BTr-Documentary Stamp Tax, etc.)	-	-	-	-	-	-	-	-	-	-	-	-	-	-	-	-	-	-	-	-	-	-	-	-	-	-	-	
TOTAL NON-CASH DISBURSEMENTS	-	-	-	-	-	-	-	-	-	-	-	-	-	-	-	-	-	-	45,946.08	1,650.00	47,596.08	-	45,946.08	-	1,650.00	47,596.08		
GRAND TOTAL	-	71,226.60	-	-	71,226.60	-	-	-	-	-	-	-	-	-	-	-	71,226.60	-	1,649,683.56	89,665.00	1,739,348.56	-	1,720,910.16	-	89,665.00	1,810,575.16		

SUMMARY

Particulars	Previous Report	This Month	As at Date
(1)	(2)	(3)	(4)
Total Disbursement Authorities Received	17,901,964.23	118,823.08	18,020,787.31
NCA	17,379,774.00	71,227.00	17,451,001.00
NTA**	-	-	-
Working Fund	-	-	-
TRA	522,190.23	47,596.08	569,786.31
CDC	-	-	-
NCAA	-	-	-
Less: Notice of Transfer of Allocations (NTA)* issued	-	-	-
Total Disbursement Authorities Available	17,901,964.23	118,823.08	18,020,787.31
Less:			
Lapsed NCA	-	0.40	0.40
Disbursements	13,444,252.42	1,810,575.16	15,254,827.58
Less: Other Non-Cash Disbursements	-	-	-
Disbursements effected through outright deductions from claims	-	-	-
Overpayment of expenses(e.g. personnel benefits)	-	-	-
Restitution for loss of government property	-	-	-
Liquidated damages and similar claims	-	-	-
Others (e.g. TEF, BTr, Docs Stamp, etc.)	-	-	-
Add/Less: Adjustments (e.g. cancelled/staled checks)	-	-	-
Balance of Disbursement Authorities as at date	4,457,711.81	(1,691,752.48)	2,765,959.33
Total Disbursements Program	17,901,964.23	118,823.08	18,020,787.31
Less: *Actual Disbursements	13,444,252.42	1,810,575.16	15,254,827.58
(Over)/Under spending	4,457,711.81	(1,691,752.08)	2,765,959.73

Notes: * The use of NTA is discouraged

Notes: ** Amounts should tally with the grand total disbursement (column 27).

Certified Correct:

Dina M. Nillosan
DINA M. NILLOSAN
 Agency Chief Accountant
 Date: *8*

Recommending Approval:

Angelito V. Fontanilla
ANGELITO V. FONTANILLA
 Director, Financial and Management Service
 Date: *8*