

MONTHLY REPORT OF DISBURSEMENTS
For the month of June 2021

Department: Department of Environment and Natural Resources (DENR)
Agency: Office of the Secretary
Operating Unit: ALL
Organization Code: 10 001 0100000
Fund Cluster: 01 - Regular Agency Fund



Particulars	Current Year Budget					Prior Year's Budget											SUB-TOTAL	Trust Liabilities			Grand Total					Remarks		
	PS	MOOE	FinEx	CO	TOTAL	Prior Year's Accounts Payable					Current Year's Accounts Payable					TOTAL		PS	MO	CO	TOTAL	PS	MOOE	FinEx	CO		TOTAL	
						PS	MOOE	FinEx	CO	Sub-Total	PS	MOOE	FinEx	CO	Sub-Total													19
1	2	3	4	5	6=(2+3+4+5)	7	8	9	10	11=(7+8+9+10)	12	13	14	15	16=(12+13+14+15)	17=(11+16)	18=(6+17)	19	20	21	22=(19+20+21)	23	24	25	26	27=(23+24+25+26)	28	
CASH DISBURSEMENTS	673,722,581.99	555,576,282.53	-	803,329,412.61	2,032,628,277.13	2,643,983.04	112,874,679.31	-	64,068,052.07	179,586,714.42	-	15,087,080.36	-	8,810,450.15	24,897,530.51	204,484,244.93	2,237,112,522.06	-	-	-	-	876,366,685.03	683,538,042.20	-	877,207,914.83	2,237,112,522.06		
Notice of Cash Allocation (NCA)	668,796,643.02	538,980,043.89	-	800,979,741.27	2,008,756,428.18	2,643,983.04	110,975,690.96	-	61,036,036.07	174,655,710.07	-	15,080,205.00	-	9,595,257.98	24,675,462.98	199,331,173.05	2,208,087,601.23	-	-	-	-	671,440,626.06	665,035,939.85	-	871,811,035.32	2,208,087,601.23		
MDS Checks Issued	216,515,548.61	133,338,957.86	-	443,529,012.16	793,383,518.63	212,315.15	30,643,831.68	-	15,609,363.16	46,465,509.99	-	3,205,630.98	-	8,056,587.32	11,262,218.30	57,727,728.29	851,111,246.92	-	-	-	-	216,727,863.76	167,188,420.52	-	487,184,982.64	651,111,246.92		
Advice to Debit Account	452,281,094.41	405,641,088.03	-	357,450,729.11	1,215,372,909.55	2,431,667.89	80,331,859.28	-	45,426,672.91	128,190,200.08	-	11,874,574.02	-	1,838,670.68	13,413,244.68	141,603,444.76	1,356,976,354.31	-	-	-	-	454,712,762.30	497,847,510.33	-	404,416,072.68	1,356,976,354.31		
Notice of Transfer Allocations (NTA)	4,925,938.97	16,586,238.64	-	2,349,671.34	23,871,848.95	-	1,898,988.35	-	3,032,016.00	4,931,004.35	-	6,875.36	-	215,192.17	222,067.53	5,153,071.88	29,024,920.83	-	-	-	-	4,925,938.97	18,502,102.35	-	5,596,879.51	29,024,920.83		
MDS Checks Issued	3,544,274.23	7,160,648.73	-	2,349,871.34	13,054,594.30	-	1,571,736.54	-	9,018.00	1,580,752.54	-	-	-	215,192.17	215,192.17	1,795,944.71	14,850,539.01	-	-	-	-	3,544,274.23	8,732,385.27	-	2,573,879.51	14,850,539.01		
Advice to Debit Account	1,381,864.74	9,435,589.91	-	-	10,817,254.65	-	327,251.81	-	3,023,000.00	3,350,251.81	-	6,875.36	-	-	6,875.36	3,357,127.17	14,174,381.82	-	-	-	-	1,381,864.74	9,709,717.08	-	3,023,000.00	14,174,381.82		
Working Fund for FAPs	-	-	-	-	-	-	-	-	-	-	-	-	-	-	-	-	-	-	-	-	-	-	-	-	-	-	-	
Cash Disbursement Ceiling (CDC)	-	-	-	-	-	-	-	-	-	-	-	-	-	-	-	-	-	-	-	-	-	-	-	-	-	-	-	
TOTAL CASH DISBURSEMENTS	673,722,581.99	555,576,282.53	-	803,329,412.61	2,032,628,277.13	2,643,983.04	112,874,679.31	-	64,068,052.07	179,586,714.42	-	15,087,080.36	-	9,810,450.15	24,897,530.51	204,484,244.93	2,237,112,522.06	-	-	-	-	876,366,685.03	683,538,042.20	-	877,207,914.83	2,237,112,522.06		
NON-CASH DISBURSEMENTS	23,281,510.07	10,903,027.42	-	6,040,714.96	40,225,252.45	-	4,024,779.96	-	1,461,488.65	5,486,268.61	-	158,082.48	-	154,898.57	310,981.05	5,797,249.66	46,022,502.11	-	-	-	-	23,281,510.07	15,083,889.86	-	7,657,102.18	46,022,502.11		
Tax Remittance Advances Issued (TRA)	23,281,510.07	10,903,027.42	-	6,040,714.96	40,225,252.45	-	4,024,779.96	-	1,461,488.65	5,486,268.61	-	158,082.48	-	154,898.57	310,981.05	5,797,249.66	46,022,502.11	-	-	-	-	23,281,510.07	15,083,889.86	-	7,657,102.18	46,022,502.11		
Non-Cash Availment Authority (NCAA)	-	-	-	-	-	-	-	-	-	-	-	-	-	-	-	-	-	-	-	-	-	-	-	-	-	-	-	
Disbursements effected through outright deductions from claims (please specify...)	-	-	-	-	-	-	-	-	-	-	-	-	-	-	-	-	-	-	-	-	-	-	-	-	-	-	-	
Overpayment of expenses (e.g. personnel benefits)	-	-	-	-	-	-	-	-	-	-	-	-	-	-	-	-	-	-	-	-	-	-	-	-	-	-	-	
Restitution for loss of government property	-	-	-	-	-	-	-	-	-	-	-	-	-	-	-	-	-	-	-	-	-	-	-	-	-	-	-	
Liquidated damages and similar claims	-	-	-	-	-	-	-	-	-	-	-	-	-	-	-	-	-	-	-	-	-	-	-	-	-	-	-	
Others (TEF BTr-Documentary Stamp Tax etc.)	-	-	-	-	-	-	-	-	-	-	-	-	-	-	-	-	-	-	-	-	-	-	-	-	-	-	-	
TOTAL NON-CASH DISBURSEMENTS	23,281,510.07	10,903,027.42	-	6,040,714.96	40,225,252.45	-	4,024,779.96	-	1,461,488.65	5,486,268.61	-	158,082.48	-	154,898.57	310,981.05	5,797,249.66	46,022,502.11	-	-	-	-	23,281,510.07	15,083,889.86	-	7,657,102.18	46,022,502.11		
GRAND TOTAL	697,004,092.06	566,479,309.95	-	809,370,127.57	2,072,853,529.58	2,643,983.04	116,899,459.27	-	65,529,540.72	185,073,983.03	-	15,245,162.84	-	9,965,348.72	25,208,511.56	210,281,494.59	2,283,135,024.17	-	-	-	-	899,648,075.10	698,621,932.06	-	884,865,017.01	2,283,135,024.17		

SUMMARY

Particulars	Previous Report	This Month	As at Date
(1)	(2)	(3)	(4)
Total Disbursement Authorities Received	7,561,180,969.11	1,557,835,547.07	9,148,816,516.18
NCA	6,807,293,084.67	1,353,826,240.72	8,261,119,305.39
NTA	480,183,406.46	157,786,804.24	637,970,210.70
Working Fund	-	-	-
TRA	203,704,487.98	46,022,502.11	249,727,000.09
CDC	-	-	-
NCAA	-	-	-
Less: Notice of Transfer of Allocations (NTA)* Issued	519,175,085.31	155,871,794.03	675,046,879.34
Total Disbursement Authorities Available	7,072,005,883.80	1,401,763,753.04	8,473,769,636.84
Less:			
Lapsed NCA	7,410,477.55	159,396,714.70	166,807,192.25
***Disbursements	6,026,955,770.31	2,283,135,024.17	8,310,090,794.48
Less: Other Non-Cash Disbursements	-	-	-
Disbursements effected through outright deductions from claims	-	-	-
Overpayment of expenses (e.g. personnel benefits)	-	-	-
Restitution for loss of government property	-	-	-
Liquidated damages and similar claims	-	-	-
Others (e.g. TEF BTr- Docs Stamp etc.)	-	-	-
Add/Less: Adjustments (e.g. cancelled/staled checks)	1,512,680.78	615,869.13	2,128,549.99
Balance of Disbursement Authorities as at date	1,039,152,316.70	(1,039,152,316.70)	-
Total Disbursements Program	7,073,518,564.56	1,402,379,422.17	8,475,897,986.73
Less: **Actual Disbursements	6,026,955,770.31	2,283,135,024.17	8,310,090,794.48
(Over)/Under spending	1,046,562,794.25	(880,756,602.00)	165,807,192.25

Notes: * The use of NTA is discouraged
** Amounts should tally with the grand total disbursement (column 27).


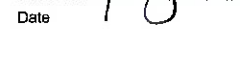
Certified Correct:


DINA M. NILLOSAN
Agency Chief Accountant
Date: 

Recommending Approval:


ANGELITO V. FONTANILLA
Director, Financial and Management Service
Date: 

Approved by:


ENGR. NONYA S. LAGUA
Asec. for Finance, Information Systems and Mining Concerns
Date: 

REVISED MONTHLY REPORT OF DISBURSEMENTS
For the month of June 2021

Department: Department of Environment and Natural Resources (DENR)
Agency: Office of the Secretary
Operating Unit: ALL
Organization Code: 10 001 0100000
Fund Cluster: 02 - Foreign Assisted Projects Fund (GOP)

Particulars	Current Year Budget					Prior Year's Budget											SUB-TOTAL	Trust Liabilities				Grand Total					Remarks
	PS	MOOE	Fin Ex	CO	TOTAL	Prior Year's Accounts Payable					Current Year's Accounts Payable					TOTAL		PS	MOOE	CO	TOTAL	PS	MOOE	Fin Ex	CO	TOTAL	
						PS	MOOE	FinEx	CO	Sub-Total	PS	MOOE	FinEx	CO	Sub-Total												
1	2	3	4	5	6=(2+3+4+5)	7	8	9	10	11=(7+8+9+10)	12	13	14	15	16=(12+13+14+15)	17=(11+16)	18=(6+17)	19	20	21	22=(19+20+21)	23	24	25	26	27=(23+24+25+26)	28
CASH DISBURSEMENTS	-	22,483,009.82	-	-	22,483,009.82	-	1,022,405.07	-	1,186,374.62	2,208,779.69	-	1,365,505.95	-	-	1,365,505.95	3,574,285.64	26,057,295.46	-	-	-	-	-	24,870,920.84	-	1,186,374.62	26,057,295.46	
Notice of Cash Allocation (NCA)	-	5,825,862.17	-	-	5,825,862.17	-	118,250.12	-	-	118,250.12	-	-	-	-	-	118,250.12	5,944,112.29	-	-	-	-	-	5,944,112.29	-	-	5,944,112.29	
MDS Checks Issued	-	2,038,561.34	-	-	2,038,561.34	-	47,916.17	-	-	47,916.17	-	-	-	-	-	47,916.17	2,086,477.51	-	-	-	-	-	2,086,477.51	-	-	2,086,477.51	
Advice to Debit Account	-	3,787,300.83	-	-	3,787,300.83	-	70,333.95	-	-	70,333.95	-	-	-	-	-	70,333.95	3,857,634.78	-	-	-	-	-	3,857,634.78	-	-	3,857,634.78	
Notice of Transfer Allocations (NTA)	-	16,657,147.65	-	-	16,657,147.65	-	904,154.95	-	1,186,374.62	2,090,529.57	-	1,365,505.95	-	-	1,365,505.95	3,456,035.52	20,113,183.17	-	-	-	-	-	18,928,808.55	-	1,186,374.62	20,113,183.17	
MDS Checks Issued	-	5,724,886.53	-	-	5,724,886.53	-	449,811.22	-	46,506.67	496,317.89	-	131,657.05	-	-	131,657.05	627,974.94	6,352,861.47	-	-	-	-	-	6,306,354.80	-	46,506.67	6,352,861.47	
Advice to Debit Account	-	10,932,261.12	-	-	10,932,261.12	-	454,343.73	-	1,139,867.95	1,594,211.68	-	1,233,848.90	-	-	1,233,848.90	2,828,060.58	13,760,321.70	-	-	-	-	-	12,620,453.75	-	1,139,867.95	13,760,321.70	
Working Fund for FAPs	-	-	-	-	-	-	-	-	-	-	-	-	-	-	-	-	-	-	-	-	-	-	-	-	-	-	
Cash Disbursement Ceiling (CDC)	-	-	-	-	-	-	-	-	-	-	-	-	-	-	-	-	-	-	-	-	-	-	-	-	-	-	
TOTAL CASH DISBURSEMENTS	-	22,483,009.82	-	-	22,483,009.82	-	1,022,405.07	-	1,186,374.62	2,208,779.69	-	1,365,505.95	-	-	1,365,505.95	3,574,285.64	26,057,295.46	-	-	-	-	-	24,870,920.84	-	1,186,374.62	26,057,295.46	
NON-CASH DISBURSEMENTS	-	515,121.70	-	700,169.37	1,215,291.07	-	1,287,222.66	-	3,189,582.30	4,476,804.96	-	16,126.09	-	-	16,126.09	4,492,931.05	5,708,222.12	-	-	-	-	-	1,818,470.45	-	3,889,751.67	5,708,222.12	
Tax Remittance Advices Issued (TRA)	-	515,121.70	-	700,169.37	1,215,291.07	-	1,287,222.66	-	3,189,582.30	4,476,804.96	-	16,126.09	-	-	16,126.09	4,492,931.05	5,708,222.12	-	-	-	-	-	1,818,470.45	-	3,889,751.67	5,708,222.12	
Non-Cash Availment Authority (NCAA)	-	-	-	-	-	-	-	-	-	-	-	-	-	-	-	-	-	-	-	-	-	-	-	-	-	-	
Disbursements effected through outright deductions from claims (please specify...)	-	-	-	-	-	-	-	-	-	-	-	-	-	-	-	-	-	-	-	-	-	-	-	-	-	-	
Overpayment of expenses(e.g. personnel benefits)	-	-	-	-	-	-	-	-	-	-	-	-	-	-	-	-	-	-	-	-	-	-	-	-	-	-	
Restitution for loss of government property	-	-	-	-	-	-	-	-	-	-	-	-	-	-	-	-	-	-	-	-	-	-	-	-	-	-	
Liquidated damages and similar claims	-	-	-	-	-	-	-	-	-	-	-	-	-	-	-	-	-	-	-	-	-	-	-	-	-	-	
Others(TEF, BTr-Documentary Stamp Tax, etc.)	-	-	-	-	-	-	-	-	-	-	-	-	-	-	-	-	-	-	-	-	-	-	-	-	-	-	
TOTAL NON-CASH DISBURSEMENTS	-	515,121.70	-	700,169.37	1,215,291.07	-	1,287,222.66	-	3,189,582.30	4,476,804.96	-	16,126.09	-	-	16,126.09	4,492,931.05	5,708,222.12	-	-	-	-	-	1,818,470.45	-	3,889,751.67	5,708,222.12	
GRAND TOTAL	-	22,998,131.52	-	700,169.37	23,698,300.89	-	2,309,627.73	-	4,375,956.92	6,685,584.65	-	1,381,632.04	-	-	1,381,632.04	8,087,216.69	31,765,517.58	-	-	-	-	-	26,689,391.29	-	5,078,126.29	31,765,517.58	


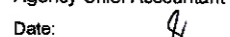
SUMMARY

Particulars	Previous Report	This Month	As at Date
(1)	(2)	(3)	(4)
Total Disbursement Authorities Received	147,927,651.91	32,232,222.12	180,159,874.03
NCA	63,655,000.00	13,270,000.00	76,925,000.00
NTA	63,654,000.00	13,254,000.00	76,908,000.00
Working Fund	-	-	-
TRA	20,618,651.91	5,708,222.12	26,326,874.03
CDC	-	-	-
NCAA	-	-	-
Less: Notice of Transfer of Allocations (NTA)* issued	63,654,000.00	13,254,000.00	76,908,000.00
Total Disbursement Authorities Available	84,273,651.91	18,978,222.12	103,251,874.03
Less:			
Lapsed NCA	109,641.94	386,138.51	475,780.45
Disbursements	70,235,401.44	31,765,517.58	102,000,919.02
Less: Other Non-Cash Disbursements	-	-	-
Disbursements effected through outright deductions from claims	-	-	-
Overpayment of expenses(e.g. personnel benefits)	-	-	-
Restitution for loss of government property	-	-	-
Liquidated damages and similar claims	-	-	-
Others (e.g. TEF, BTr, Docs Stamp, etc.)	-	-	-
Add/Less: Adjustments (e.g. cancelled/staled checks)	-	229.09	229.09
Balance of Disbursement Authorities as at date	13,926,608.53	(13,153,204.88)	775,403.65
Total Disbursements Program	84,273,651.91	18,978,451.21	103,252,103.12
Less: **Actual Disbursements	70,235,401.44	31,765,517.58	102,000,919.02
(Over)/Under spending	14,038,250.47	(12,787,066.37)	1,251,184.10

Notes: * The use of NTA is discouraged

** Amounts should tally with the grand total disbursement (column 27).


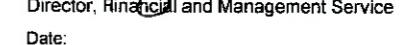
Certified Correct:


DIANA M. NILLOSAN
Agency Chief Accountant
Date: 

Recommending Approval:


ANGELITO V. FONTANILLA
Director, Financial and Management Service
Date: 

Approved by:


ENGR. NONITA S. CAGUIOA
Director, Financial and Management Service
Date: 

REVISED MONTHLY REPORT OF DISBURSEMENTS
For the month of June 2021

Department: Department of Environment and Natural Resources (DENR)
Agency: Office of the Secretary
Operating Unit: ALL
Organization Code: 10 001 0100000
Fund Cluster: 02 - Foreign Assisted Projects Fund (LP)



Particulars	Current Year Budget					Prior Year's Budget											SUB-TOTAL	Trust Liabilities				Grand Total					Remarks
	PS	MOOE	Fin Ex	CO	TOTAL	Prior Year's Accounts Payable				Sub-Total	Current Year's Accounts Payable				TOTAL	PS		MOOE	CO	TOTAL	PS	MOOE	Fin Ex	CO	TOTAL		
						PS	MOOE	FinEx	CO		PS	MOOE	FinEx	CO												PS	
1	2	3	4	5	6=(2+3+4+5)	7	8	9	10	11=(7+8+9+10)	12	13	14	15	16=(12+13+14+15)	17=(11+16)	18=(6+17)	19	20	21	22=(19+20+21)	23	24	25	26	27=(23+24+25+26)	28
CASH DISBURSEMENTS	-	4,447,335.08	-	4,125,283.26	8,572,618.34	-	4,548,663.53	-	73,185,759.27	77,734,422.80	-	665,725.35	-	-	665,725.35	78,400,148.15	86,972,766.49	-	-	-	-	-	-	9,661,723.96	-	77,311,042.53	86,972,766.49
Notice of Cash Allocation (NCA)	-	-	-	-	-	-	-	-	-	-	-	-	-	-	-	-	-	-	-	-	-	-	-	-	-	-	-
MDS Checks Issued	-	-	-	-	-	-	-	-	-	-	-	-	-	-	-	-	-	-	-	-	-	-	-	-	-	-	-
Advice to Debit Account	-	-	-	-	-	-	-	-	-	-	-	-	-	-	-	-	-	-	-	-	-	-	-	-	-	-	-
Notice of Transfer Allocations (NTA)	-	-	-	-	-	-	-	-	-	-	-	-	-	-	-	-	-	-	-	-	-	-	-	-	-	-	-
MDS Checks Issued	-	-	-	-	-	-	-	-	-	-	-	-	-	-	-	-	-	-	-	-	-	-	-	-	-	-	-
Advice to Debit Account	-	-	-	-	-	-	-	-	-	-	-	-	-	-	-	-	-	-	-	-	-	-	-	-	-	-	-
Working Fund for FAPs	-	4,447,335.08	-	4,125,283.26	8,572,618.34	-	4,548,663.53	-	73,185,759.27	77,734,422.80	-	665,725.35	-	-	665,725.35	78,400,148.15	86,972,766.49	-	-	-	-	-	-	9,661,723.96	-	77,311,042.53	86,972,766.49
Cash Disbursement Ceiling (CDC)	-	-	-	-	-	-	-	-	-	-	-	-	-	-	-	-	-	-	-	-	-	-	-	-	-	-	-
TOTAL CASH DISBURSEMENTS	-	4,447,335.08	-	4,125,283.26	8,572,618.34	-	4,548,663.53	-	73,185,759.27	77,734,422.80	-	665,725.35	-	-	665,725.35	78,400,148.15	86,972,766.49	-	-	-	-	-	-	9,661,723.96	-	77,311,042.53	86,972,766.49
NON-CASH DISBURSEMENTS	-	-	-	-	-	-	-	-	-	-	-	-	-	-	-	-	-	-	-	-	-	-	-	-	-	-	-
Tax Remittance Advices Issued (TRA)	-	-	-	-	-	-	-	-	-	-	-	-	-	-	-	-	-	-	-	-	-	-	-	-	-	-	-
Non-Cash Availment Authority (NCAA)	-	-	-	-	-	-	-	-	-	-	-	-	-	-	-	-	-	-	-	-	-	-	-	-	-	-	-
Disbursements effected through outright deductions from claims (please specify)	-	-	-	-	-	-	-	-	-	-	-	-	-	-	-	-	-	-	-	-	-	-	-	-	-	-	-
Overpayment of expenses(e.g. personnel benefits)	-	-	-	-	-	-	-	-	-	-	-	-	-	-	-	-	-	-	-	-	-	-	-	-	-	-	-
Restitution for loss of government property	-	-	-	-	-	-	-	-	-	-	-	-	-	-	-	-	-	-	-	-	-	-	-	-	-	-	-
Liquidated damages and similar claims	-	-	-	-	-	-	-	-	-	-	-	-	-	-	-	-	-	-	-	-	-	-	-	-	-	-	-
Others(TEF, BTr-Documentary Stamp Tax, etc.)	-	-	-	-	-	-	-	-	-	-	-	-	-	-	-	-	-	-	-	-	-	-	-	-	-	-	-
TOTAL NON-CASH DISBURSEMENTS	-	-	-	-	-	-	-	-	-	-	-	-	-	-	-	-	-	-	-	-	-	-	-	-	-	-	-
GRAND TOTAL	-	4,447,335.08	-	4,125,283.26	8,572,618.34	-	4,548,663.53	-	73,185,759.27	77,734,422.80	-	665,725.35	-	-	665,725.35	78,400,148.15	86,972,766.49	-	-	-	-	-	-	9,661,723.96	-	77,311,042.53	86,972,766.49

SUMMARY

Particulars	Previous Report	This Month	As at Date
(1)	(2)	(3)	(4)
Total Disbursement Authorities Received	1,187,475,449.11	214,727,435.01	1,402,202,884.12
NCA	-	-	-
NTA/Funding Check (FC) Received	472,945,312.00	101,294,389.00	574,239,701.00
Working Fund***	714,530,137.11	113,433,046.01	827,963,183.12
TRA	-	-	-
CDC	-	-	-
NCAA	-	-	-
Less: Notice of Transfer of Allocations (NTA)/Funding Check (FC)* issued	473,271,410.00	103,283,874.00	576,555,284.00
Total Disbursement Authorities Available	714,204,039.11	111,443,561.01	825,647,600.12
Less:			
Lapsed NCA	-	-	-
Disbursements	599,434,032.22	86,972,766.49	686,406,798.71
Less: Other Non-Cash Disbursements	-	-	-
Disbursements effected through outright deductions from claims	-	-	-
Overpayment of expenses(e.g. personnel benefits)	-	-	-
Restitution for loss of government property	-	-	-
Liquidated damages and similar claims	-	-	-
Others (e.g. TEF, BTr, Docs Stamp, etc.)	-	-	-
Add/Less: Adjustments (e.g. cancelled/stated checks)	102,679.16	-	102,679.16
Balance of Disbursement Authorities as at date	114,872,686.05	24,470,794.52	139,343,480.57
Total Disbursements Program	714,306,718.27	111,443,561.01	825,750,279.28
Less: **Actual Disbursements	599,434,032.22	86,972,766.49	686,406,798.71
(Over)/Under spending	114,872,686.05	24,470,794.52	139,343,480.57

Notes: * The use of NTA is discouraged
** Amounts should tally with the grand total disbursement (column 27).


Certified Correct:


DINA M. NILLOSAN
Agency Chief Accountant
Date: 

Recommending Approval:


ANGELITO V. FONTANILLA
Director, Financial and Management Service

Approved by:


ENGR. NONNA S. CAGUIOA
Director, Financial and Management Service
Date:

MONTHLY REPORT OF DISBURSEMENTS
For the month of June 2021

Department: Department of Environment and Natural Resources (DENR)
 Agency: Office of the Secretary
 Operating Unit: ALL
 Organization Code: 10 001 0100000
 Fund Cluster: 03 - Special Account - Locally Funded

Particulars	Current Year Budget					Prior Year's Budget											SUB-TOTAL	Trust Liabilities				Grand Total					Remarks
	PS	MOOE	FinEx	CO	TOTAL	Prior Year's Accounts Payable					Current Year's Accounts Payable					TOTAL		PS	MOOE	CO	TOTAL	PS	MOOE	FinEx	CO	TOTAL	
						PS	MOOE	FinEx	CO	Sub-Total	PS	MOOE	FinEx	CO	Sub-Total												
1	2	3	4	5	6=(2+3+4+5)	7	8	9	10	11=(7+8+9+10)	12	13	14	15	16=(12+13+14+15)	17=(11+16)	18=(6+17)	19	20	21	22=(19+20+21)	23	24	25	26	27=(23+24+25+26)	28
CASH DISBURSEMENTS	-	-	-	-	-	-	-	-	-	-	-	-	-	-	-	-	-	-	-	-	-	-	-	-	-	-	-
Notice of Cash Allocation (NCA)	-	-	-	-	-	-	-	-	-	-	-	-	-	-	-	-	-	-	-	-	-	-	-	-	-	-	
MDS Checks Issued	-	-	-	-	-	-	-	-	-	-	-	-	-	-	-	-	-	-	-	-	-	-	-	-	-	-	
Advice to Debit Account	-	-	-	-	-	-	-	-	-	-	-	-	-	-	-	-	-	-	-	-	-	-	-	-	-	-	
Notice of Transfer Allocations (NTA)	-	-	-	-	-	-	-	-	-	-	-	-	-	-	-	-	-	-	-	-	-	-	-	-	-	-	
MDS Checks Issued	-	-	-	-	-	-	-	-	-	-	-	-	-	-	-	-	-	-	-	-	-	-	-	-	-	-	
Advice to Debit Account	-	-	-	-	-	-	-	-	-	-	-	-	-	-	-	-	-	-	-	-	-	-	-	-	-	-	
Working Fund for FAPs	-	-	-	-	-	-	-	-	-	-	-	-	-	-	-	-	-	-	-	-	-	-	-	-	-	-	
Cash Disbursement Ceiling (CDC)	-	-	-	-	-	-	-	-	-	-	-	-	-	-	-	-	-	-	-	-	-	-	-	-	-	-	
TOTAL CASH DISBURSEMENTS	-	-	-	-	-	-	-	-	-	-	-	-	-	-	-	-	-	-	-	-	-	-	-	-	-	-	
NON-CASH DISBURSEMENTS	-	-	-	-	-	-	-	-	-	-	-	-	-	-	-	-	-	-	-	-	-	-	-	-	-	-	
Tax Remittance Advices Issued (TRA)	-	-	-	-	-	-	-	-	-	-	-	-	-	-	-	-	-	-	-	-	-	-	-	-	-	-	
Non-Cash Availment Authority (NCAA)	-	-	-	-	-	-	-	-	-	-	-	-	-	-	-	-	-	-	-	-	-	-	-	-	-	-	
Disbursements effected through outright deductions from claims (please specify.)	-	-	-	-	-	-	-	-	-	-	-	-	-	-	-	-	-	-	-	-	-	-	-	-	-	-	
Overpayment of expenses(e.g. personnel benefits)	-	-	-	-	-	-	-	-	-	-	-	-	-	-	-	-	-	-	-	-	-	-	-	-	-	-	
Restitution for loss of government property	-	-	-	-	-	-	-	-	-	-	-	-	-	-	-	-	-	-	-	-	-	-	-	-	-	-	
Liquidated damages and similar claims	-	-	-	-	-	-	-	-	-	-	-	-	-	-	-	-	-	-	-	-	-	-	-	-	-	-	
Others(TEF, BTr-Documentary Stamp Tax, etc.)	-	-	-	-	-	-	-	-	-	-	-	-	-	-	-	-	-	-	-	-	-	-	-	-	-	-	
TOTAL NON-CASH DISBURSEMENTS	-	-	-	-	-	-	-	-	-	-	-	-	-	-	-	-	-	-	-	-	-	-	-	-	-	-	
GRAND TOTAL	-	-	-	-	-	-	-	-	-	-	-	-	-	-	-	-	-	-	-	-	-	-	-	-	-	-	

Particulars (1)	Previous Report (2)	This Month (3)	As at Date (4)
Total Disbursement Authorities Received	1,160,528.78	-	1,160,528.78
NCA	1,045,000.00	-	1,045,000.00
NTA	-	-	-
Working Fund	-	-	-
TRA	115,528.78	-	115,528.78
CDC	-	-	-
NCAA	-	-	-
Less: Notice of Transfer of Allocations (NTA)* issued	-	190,851.50	190,851.50
Total Disbursement Authorities Available	1,160,528.78	(190,851.50)	969,677.28
Less:			
Lapsed NCA Disbursements	779,988.60	189,688.68	189,688.68
Less: Other Non-Cash Disbursements	-	-	-
Disbursements effected through outright deductions from claims	-	-	-
Overpayment of expenses(e.g. personnel benefits)	-	-	-
Restitution for loss of government property	-	-	-
Liquidated damages and similar claims	-	-	-
Others (e.g. TEF, BTr, Docs Stamp, etc.)	-	-	-
Add/Less: Adjustments (e.g. cancelled/staled checks)	-	-	-
Balance of Disbursement Authorities as at date	380,540.18	(380,540.18)	-
Total Disbursements Program	1,160,528.78	(190,851.50)	969,677.28
Less: *Actual Disbursements	779,988.60	-	779,988.60
(Over)/Under spending	380,540.18	(190,851.50)	189,688.68


Notes: * The use of NTA is discouraged
 Notes: ** Amounts should tally with the grand total disbursement (column 27).

Certified Correct:

 DIÑA M. NILLOSAN
 Agency Chief Accountant
 Date: 4

Recommending Approval:

 ANGELITO V. FONTANILLA
 Director, Financial and Management Service
 Date:

Approved by:

 ENGR. NONITA S. CAGUIOA
 Asec. for Finance, Information Systems and Mining Concerns
 Date:

MONTHLY REPORT OF DISBURSEMENTS
For the month of June 2021

Department: Department of Environment and Natural Resources (DENR)
Agency: Office of the Secretary
Operating Unit: ALL
Organization Code: 10 001 0100000
Fund Cluster: 04 - Special Account - Foreign Assisted/Grant


Particulars	Current Year Budget					Prior Year's Budget											SUB-TOTAL	Trust Liabilities				Grand Total					Remarks
	PS	MOOE	FinEx	CO	TOTAL	Prior Year's Accounts Payable					Current Year's Accounts Payable					TOTAL		PS	MOOE	CO	TOTAL	PS	MOOE	FinEx	CO	TOTAL	
						PS	MOOE	FinEx	CO	Sub-Total	PS	MOOE	FinEx	CO	Sub-Total												
1	2	3	4	5	6=(2+3+4+5)	7	8	9	10	11=(7+8+9+10)	12	13	14	15	16=(12+13+14+15)	17=(11+16)	18=(6+17)	19	20	21	22=(19+20+21)	23	24	25	26	27=(23+24+25+26)	28
CASH DISBURSEMENTS	-	-	-	-	-	-	-	-	-	-	-	-	-	-	-	-	-	-	-	-	-	-	-	-	-	-	-
Notice of Cash Allocation (NCA)	-	-	-	-	-	-	-	-	-	-	-	-	-	-	-	-	-	-	-	-	-	-	-	-	-	-	-
MDS Checks Issued	-	-	-	-	-	-	-	-	-	-	-	-	-	-	-	-	-	-	-	-	-	-	-	-	-	-	-
Advice to Debit Account	-	-	-	-	-	-	-	-	-	-	-	-	-	-	-	-	-	-	-	-	-	-	-	-	-	-	-
Notice of Transfer Allocations (NTA)	-	-	-	-	-	-	-	-	-	-	-	-	-	-	-	-	-	-	-	-	-	-	-	-	-	-	-
MDS Checks Issued	-	-	-	-	-	-	-	-	-	-	-	-	-	-	-	-	-	-	-	-	-	-	-	-	-	-	-
Advice to Debit Account	-	-	-	-	-	-	-	-	-	-	-	-	-	-	-	-	-	-	-	-	-	-	-	-	-	-	-
Working Fund for FAPs	-	-	-	-	-	-	-	-	-	-	-	-	-	-	-	-	-	-	-	-	-	-	-	-	-	-	-
Cash Disbursement Ceiling (CDC)	-	-	-	-	-	-	-	-	-	-	-	-	-	-	-	-	-	-	-	-	-	-	-	-	-	-	-
TOTAL CASH DISBURSEMENTS	-	-	-	-	-	-	-	-	-	-	-	-	-	-	-	-	-	-	-	-	-	-	-	-	-	-	-
NON-CASH DISBURSEMENTS	-	-	-	-	-	-	-	-	-	-	-	-	-	-	-	-	-	-	-	-	-	-	-	-	-	-	-
Tax Remittance Advices Issued (TRA)	-	-	-	-	-	-	-	-	-	-	-	-	-	-	-	-	-	-	-	-	-	-	-	-	-	-	-
Non-Cash Availment Authority (NCAA)	-	-	-	-	-	-	-	-	-	-	-	-	-	-	-	-	-	-	-	-	-	-	-	-	-	-	-
Disbursements effected through outright deductions from claims (please specify...)	-	-	-	-	-	-	-	-	-	-	-	-	-	-	-	-	-	-	-	-	-	-	-	-	-	-	-
Overpayment of expenses(e.g. personnel benefits)	-	-	-	-	-	-	-	-	-	-	-	-	-	-	-	-	-	-	-	-	-	-	-	-	-	-	-
Restitution for loss of government property	-	-	-	-	-	-	-	-	-	-	-	-	-	-	-	-	-	-	-	-	-	-	-	-	-	-	-
Liquidated damages and similar claims	-	-	-	-	-	-	-	-	-	-	-	-	-	-	-	-	-	-	-	-	-	-	-	-	-	-	-
Others(TEF, BTr-Documentary Stamp Tax, etc.)	-	-	-	-	-	-	-	-	-	-	-	-	-	-	-	-	-	-	-	-	-	-	-	-	-	-	-
TOTAL NON-CASH DISBURSEMENTS	-	-	-	-	-	-	-	-	-	-	-	-	-	-	-	-	-	-	-	-	-	-	-	-	-	-	-
GRAND TOTAL	-	-	-	-	-	-	-	-	-	-	-	-	-	-	-	-	-	-	-	-	-	-	-	-	-	-	-

SUMMARY

Particulars	Previous Report	This Month	As at Date
(1)	(2)	(3)	(4)
Total Disbursement Authorities Received	1,668,765.96	124.76	1,668,890.72
NCA	-	-	-
NTA	-	-	-
Working Fund	1,668,765.96	124.76	1,668,890.72
TRA	-	-	-
CDC	-	-	-
NCAA	-	-	-
Less: Notice of Transfer of Allocations (NTA)* issued	-	-	-
Total Disbursement Authorities Available	1,668,765.96	124.76	1,668,890.72
Less:			
Lapsed NCA	-	-	-
Disbursements	-	-	-
Less: Other Non-Cash Disbursements	-	-	-
Disbursements effected through outright deductions from claims	-	-	-
Overpayment of expenses(e.g. personnel benefits)	-	-	-
Restitution for loss of government property	-	-	-
Liquidated damages and similar claims	-	-	-
Others (e.g. TEF, BTr, Docs Stamp, etc.)	-	-	-
Add/Less: Adjustments (e.g. cancelled/staled checks)	-	-	-
Balance of Disbursement Authorities as at date	1,668,765.96	124.76	1,668,890.72
Total Disbursements Program	1,668,765.96	124.76	1,668,890.72
Less: *Actual Disbursements	-	-	-
(Over)/Under spending	1,668,765.96	124.76	1,668,890.72

Notes: * The use of NTA is discouraged
Notes: ** Amounts should tally with the grand total disbursement (column 27).


Certified Correct:


DINA M. NILLOSAN
Agency Chief Accountant
Date: 6/2/21

Recommending Approval:


ANGELITO V. FONTANILLA
Director, Financial and Management Service
Date: 6/2/21

Approved by:


ENGR. NONITA S. CAGUIUA
Asec. for Finance, Information Systems and Mining Concerns
Date: 6/2/21

MONTHLY REPORT OF DISBURSEMENTS
For the month of June 2021



Department: Department of Environment and Natural Resources (DENR)
Agency: Office of the Secretary
Operating Unit: ALL
Organization Code: 10 001 0100000
Fund Cluster: 07 - Trust Fund

Particulars	Current Year Budget					Prior Year's Budget											SUB-TOTAL	Trust Liabilities				Grand Total					Remarks	
	PS	MOOE	FinEx	CO	TOTAL	Prior Year's Accounts Payable					Current Year's Accounts Payable					PS		MOOE	CO	TOTAL	PS	MOOE	FinEx	CO	TOTAL			
						PS	MOOE	FinEx	CO	Sub-Total	PS	MOOE	FinEx	CO	Sub-Total											TOTAL		
1	2	3	4	5	6=(2+3+4+5)	7	8	9	10	11=(7+8+9+10)	12	13	14	15	16=(12+13+14+15)	17=(11+16)	18=(6+17)	19	20	21	22=(19+20+21)	23	24	25	26	27=(23+24+25+26)	28	
CASH DISBURSEMENTS																												
Notice of Cash Allocation (NCA)																												
MDS Checks Issued																												
Advice to Debit Account																												
Notice of Transfer Allocations (NTA)																												
MDS Checks Issued																												
Advice to Debit Account																												
Working Fund for FAPs																												
Cash Disbursement Ceiling (CDC)																												
TOTAL CASH DISBURSEMENTS																												
NON-CASH DISBURSEMENTS																												
Tax Remittance Advices Issued (TRA)																												
Non-Cash Availment Authority (NCAA)																												
Disbursements effected through outright deductions from claims (please specify)																												
Overpayment of expenses(e.g. personnel benefits)																												
Restitution for loss of government property																												
Liquidated damages and similar claims																												
Others(TEF, BTR-Documentary Stamp Tax, etc)																												
TOTAL NON-CASH DISBURSEMENTS																												
GRAND TOTAL																												

Particulars	Previous Report	This Month	As at Date
(1)	(2)	(3)	(4)
Total Disbursement Authorities Received	7,358,737.50	1,192,476.98	8,549,214.48
NCA	7,003,921.00	1,161,500.00	8,165,421.00
NTA	-	-	-
Working Fund	-	-	-
TRA	352,816.50	30,976.98	383,793.48
CDC	-	-	-
NCAA	-	-	-
Less: Notice of Transfer of Allocations (NTA)* issued	-	-	-
Total Disbursement Authorities Available	7,356,737.50	1,192,476.98	8,549,214.48
Less:			
Lapsed NCA Disbursements	0.95	-	0.95
Less: Other Non-Cash Disbursements	7,045,660.43	1,289,143.81	8,334,804.24
Disbursements effected through outright deductions from claims	-	-	-
Overpayment of expenses(e.g. personnel benefits)	-	-	-
Restitution for loss of government property	-	-	-
Liquidated damages and similar claims	-	-	-
Others (e.g. TEF, BTR, Docs Stamp, etc)	-	-	-
Add/Less: Adjustments (e.g. cancelled/staled checks)	(2,909.92)	-	(2,909.92)
Balance of Disbursement Authorities as at date	308,168.20	(96,666.83)	211,499.37
Total Disbursements Program	7,353,827.58	1,192,476.98	8,546,304.56
Less: *Actual Disbursements	7,045,660.43	1,289,143.81	8,334,804.24
(Over)/Under spending	308,167.15	(96,666.83)	211,500.32

Notes: * The use of NTA is discouraged
Notes: ** Amounts should tally with the grand total disbursement (column 27).


Certified Correct:


DINA M. NILLOSAN
Agency Chief Accountant
Date: 

Recommending Approval:


ANGELITO V. FONTANILLA
Director, Financial and Management Service
Date:

Approved by:


ENGR. NONITA S. CAGUIUA
Asec. for Finance, Information Systems and Mining Concerns
Date: