

MONTHLY REPORT OF DISBURSEMENTS  
For the month of July 2022



Department: Department of Environment and Natural Resources (DENR)  
Agency: Office of the Secretary  
Operating Unit: ALL  
Organization Code: 10 001 0100000  
Fund Cluster: 01 - Regular Agency Fund

Particulars	Current Year Budget					Prior Year's Budget											Trust Liabilities				Grand Total					Remarks			
	PS	MOOE	FinEx	CO	TOTAL	Prior Year's Accounts Payable					Current Year's Accounts Payable					SUB-TOTAL	PS	MOOE	CO	TOTAL	PS	MOOE	FinEx	CO	TOTAL				
						PS	MOOE	FinEx	CO	Sub-Total	PS	MOOE	FinEx	CO	Sub-Total												TOTAL	18=(6+17)	19
1	2	3	4	5	6=(2+3+4+5)	7	8	9	10	11=(7+8+9+10)	12	13	14	15	16=(12+13+14+15)	17=(11+16)	18=(6+17)	19	20	21	22=(19+20+21)	23	24	25	26	27=(23+24+25+26)	28		
CASH DISBURSEMENTS	623,233,728.04	374,620,479.22	-	160,140,251.38	1,157,994,458.64	500,591.32	14,276,624.96	-	4,434,846.39	19,212,062.67	-	5,793,492.31	-	1,823,675.08	7,617,167.39	26,829,230.06	1,184,823,688.70	-	-	-	-	-	623,734,319.36	394,690,596.49	-	166,398,772.85	1,184,823,688.70		
Notice of Cash Allocation (NCA)	617,886,575.35	352,444,318.95	-	151,895,087.51	1,132,026,981.83	500,591.32	14,276,624.96	-	4,353,996.39	19,131,212.67	-	5,739,061.13	-	1,823,675.08	7,562,736.21	26,693,948.89	1,158,720,930.71	-	-	-	-	-	618,187,166.68	382,460,005.05	-	158,073,758.98	1,158,720,930.71		
MDS Checks Issued	103,328,782.50	62,844,215.75	-	21,652,299.94	187,825,298.19	175,501.16	4,776,764.73	-	679,303.70	5,631,569.59	-	792,695.75	-	-	792,695.75	8,424,285.34	194,249,563.53	-	-	-	-	-	103,504,283.66	68,413,676.23	-	22,331,603.64	194,249,563.53		
Advice to Debit Account	514,957,792.65	299,600,103.21	-	130,243,787.57	944,201,683.44	325,090.16	9,499,860.23	-	3,674,692.69	13,499,643.08	-	4,946,365.38	-	1,823,675.08	6,770,040.46	20,269,683.54	954,471,367.18	-	-	-	-	-	514,682,883.02	314,046,328.82	-	135,742,155.34	964,471,367.18		
Notice of Transfer Allocations (NTA)	5,547,152.68	12,176,160.26	-	8,244,163.87	25,967,476.81	-	-	-	80,850.00	80,850.00	-	54,431.18	-	-	54,431.18	135,281.18	26,102,757.99	-	-	-	-	-	5,547,152.68	12,230,591.44	-	8,325,013.87	26,102,757.99		
MDS Checks Issued	2,819,582.53	386,263.27	-	4,244,163.87	7,449,989.67	-	-	-	-	-	-	54,431.18	-	-	54,431.18	54,431.18	7,504,420.85	-	-	-	-	-	2,819,582.53	440,694.45	-	4,244,163.87	7,504,420.85		
Advice to Debit Account	2,727,590.15	11,789,896.99	-	4,000,000.00	18,517,487.14	-	-	-	80,850.00	80,850.00	-	-	-	-	-	80,850.00	18,598,337.14	-	-	-	-	-	2,727,590.15	11,789,896.99	-	4,080,850.00	18,598,337.14		
Working Fund for FAPs	-	-	-	-	-	-	-	-	-	-	-	-	-	-	-	-	-	-	-	-	-	-	-	-	-	-	-	-	
Cash Disbursement Ceiling (CDC)	-	-	-	-	-	-	-	-	-	-	-	-	-	-	-	-	-	-	-	-	-	-	-	-	-	-	-	-	
<b>TOTAL CASH DISBURSEMENTS</b>	<b>623,233,728.04</b>	<b>374,620,479.22</b>	<b>-</b>	<b>160,140,251.38</b>	<b>1,157,994,458.64</b>	<b>500,591.32</b>	<b>14,276,624.96</b>	<b>-</b>	<b>4,434,846.39</b>	<b>19,212,062.67</b>	<b>-</b>	<b>5,793,492.31</b>	<b>-</b>	<b>1,823,675.08</b>	<b>7,617,167.39</b>	<b>26,829,230.06</b>	<b>1,184,823,688.70</b>	<b>-</b>	<b>-</b>	<b>-</b>	<b>-</b>	<b>-</b>	<b>623,734,319.36</b>	<b>394,690,596.49</b>	<b>-</b>	<b>166,398,772.85</b>	<b>1,184,823,688.70</b>		
NON-CASH DISBURSEMENTS	27,913,832.31	15,119,726.93	-	9,779,817.66	52,813,376.90	-	710,410.07	-	478,349.04	1,188,759.11	-	102,495.31	-	140,611.62	243,106.93	1,431,866.04	54,245,242.94	-	-	-	-	-	27,913,832.31	15,932,632.31	-	10,398,778.32	54,245,242.94		
Tax Remittance Advices Issued (TRA)	27,908,132.31	15,119,726.93	-	9,779,817.66	52,807,676.90	-	710,410.07	-	478,349.04	1,188,759.11	-	102,495.31	-	140,611.62	243,106.93	1,431,866.04	54,239,542.94	-	-	-	-	-	27,908,132.31	15,932,632.31	-	10,398,778.32	54,239,542.94		
Non-Cash Availment Authority (NCAA)	-	-	-	-	-	-	-	-	-	-	-	-	-	-	-	-	-	-	-	-	-	-	-	-	-	-	-	-	
Disbursements effected through outright deductions from claims (please specify...)	5,700.00	-	-	-	5,700.00	-	-	-	-	-	-	-	-	-	-	-	5,700.00	-	-	-	-	-	5,700.00	-	-	-	5,700.00		
Overpayment of expenses(e.g. personnel benefits)	5,700.00	-	-	-	5,700.00	-	-	-	-	-	-	-	-	-	-	-	5,700.00	-	-	-	-	-	5,700.00	-	-	-	5,700.00		
Restitution for loss of government property	-	-	-	-	-	-	-	-	-	-	-	-	-	-	-	-	-	-	-	-	-	-	-	-	-	-	-	-	
Liquidated damages and similar claims	-	-	-	-	-	-	-	-	-	-	-	-	-	-	-	-	-	-	-	-	-	-	-	-	-	-	-	-	
Others(TEF BTr-Documentary Stamp Tax etc.)	-	-	-	-	-	-	-	-	-	-	-	-	-	-	-	-	-	-	-	-	-	-	-	-	-	-	-	-	
<b>TOTAL NON-CASH DISBURSEMENTS</b>	<b>27,913,832.31</b>	<b>15,119,726.93</b>	<b>-</b>	<b>9,779,817.66</b>	<b>52,813,376.90</b>	<b>-</b>	<b>710,410.07</b>	<b>-</b>	<b>478,349.04</b>	<b>1,188,759.11</b>	<b>-</b>	<b>102,495.31</b>	<b>-</b>	<b>140,611.62</b>	<b>243,106.93</b>	<b>1,431,866.04</b>	<b>54,245,242.94</b>	<b>-</b>	<b>-</b>	<b>-</b>	<b>-</b>	<b>-</b>	<b>27,913,832.31</b>	<b>15,932,632.31</b>	<b>-</b>	<b>10,398,778.32</b>	<b>54,245,242.94</b>		
<b>GRAND TOTAL</b>	<b>651,147,560.35</b>	<b>389,740,206.15</b>	<b>-</b>	<b>169,920,069.04</b>	<b>1,210,807,835.54</b>	<b>500,591.32</b>	<b>14,987,035.03</b>	<b>-</b>	<b>4,913,195.43</b>	<b>20,400,821.78</b>	<b>-</b>	<b>5,895,987.62</b>	<b>-</b>	<b>1,964,286.70</b>	<b>7,860,274.32</b>	<b>28,261,096.10</b>	<b>1,239,068,931.64</b>	<b>-</b>	<b>-</b>	<b>-</b>	<b>-</b>	<b>-</b>	<b>651,648,151.67</b>	<b>410,623,228.80</b>	<b>-</b>	<b>176,797,551.17</b>	<b>1,239,068,931.64</b>		



SUMMARY

Particulars	Previous Report	This Month	As at Date
(1)	(2)	(3)	(4)
Total Disbursement Authorities Received	10,610,104,432.77	2,443,802,310.28	13,053,906,743.05
NCA	9,378,841,672.60	1,997,561,765.22	11,376,403,437.82
NTA	935,872,819.15	392,001,002.12	1,327,873,821.27
Working Fund	-	-	-
TRA	295,389,941.02	54,239,542.94	349,629,483.96
CDC	-	-	-
NCAA	-	-	-
Less: Notice of Transfer of Allocations (NTA)* issued	1,036,588,989.75	425,194,265.00	1,461,783,254.75
Total Disbursement Authorities Available	9,573,515,443.02	2,018,608,045.28	11,592,123,488.30
Less:			
Lapsed NCA	118,159,589.19	-	118,159,589.19
Disbursements	9,455,080,569.74	1,239,068,931.64	10,694,149,501.38
Less: Other Non-Cash Disbursements	144,829.06	5,700.00	150,529.06
Disbursements effected through outright deductions from claims	144,829.06	5,700.00	150,529.06
*** Overpayment of expenses(e.g. personnel benefits)	135,168.48	5,700.00	140,868.48
Restitution for loss of government property	-	-	-
Liquidated damages and similar claims	9,660.58	-	9,660.58
Others (e.g. TEF BTr Docs Stamp etc.)	-	-	-
Add, less: Adjustments (e.g. cancelled/staled checks)	2,579,886.85	87,063.02	2,666,949.87
Balance of Disbursement Authorities as at date	0.00	779,611,876.66	779,611,876.66
Total Disbursements Program	9,576,065,329.87	2,018,675,108.30	11,594,740,438.17
Less: **Actual Disbursements	9,457,935,740.68	1,239,063,231.64	10,696,998,972.32
(Over)/Under spending	118,159,589.19	779,611,876.66	897,771,465.85

Notes: \* The use of NTA is discouraged  
\*\* Amounts should tally with the grand total disbursement (column 27).  
\*\*\* Other Non-Cash Disbursements are from CAR and Region 3.

Certified Correct:  
  
DIÑA M. NILLOSAN  
Agency Chief Accountant  
Date: 

Recommending Approval:  
  
ANGELITO V. FONTANILLA  
Director, Financial and Management Service  
Date: 

Approved by:  
  
ENGR. NONITA S. CAGUIÑA  
Assistant Secretary  
Finance, Information Systems and Mining Concerns  
Date: 

**MONTHLY REPORT OF DISBURSEMENTS**  
For the month of July 2022

Department: Department of Environment and Natural Resources (DENR)  
 Agency: Office of the Secretary  
 Operating Unit: ALL  
 Organization Code: 10 001 0100000  
 Fund Cluster: 02 - Foreign Assisted Projects Fund (GOP)

Particulars	Current Year Budget					Prior Year's Budget											SUB-TOTAL	Trust Liabilities				Grand Total					Remarks	
	PS	MOOE	Fin Ex	CO	TOTAL	Prior Year's Accounts Payable					Current Year's Accounts Payable					TOTAL		PS	MOOE	CO	TOTAL	PS	MOOE	Fin Ex	CO	TOTAL		
						PS	MOOE	FinEx	CO	Sub-Total	PS	MOOE	FinEx	CO	Sub-Total													19
1	2	3	4	5	6=(2+3+4+5)	7	8	9	10	11=(7+8+9+10)	12	13	14	15	16=(12+13+14+15)	17=(11+16)	18=(6+17)	19	20	21	22=(19+20+21)	23	24	25	26	27=(23+24+25+26)	28	
CASH DISBURSEMENTS	-	5,019,510.83	-	658,789.60	5,678,300.43	-	514,235.01	-	372,576.16	886,811.17	-	893,257.62	-	-	893,257.62	1,780,068.79	7,458,369.22	-	-	-	-	-	-	6,427,003.46	-	1,031,365.76	7,458,369.22	
Notice of Cash Allocation (NCA)	-	-	-	-	-	-	-	-	-	-	-	-	-	-	-	-	-	-	-	-	-	-	-	-	-	-	-	
MDS Checks Issued	-	-	-	-	-	-	-	-	-	-	-	-	-	-	-	-	-	-	-	-	-	-	-	-	-	-	-	
Advice to Debit Account	-	-	-	-	-	-	-	-	-	-	-	-	-	-	-	-	-	-	-	-	-	-	-	-	-	-	-	
Notice of Transfer Allocations (NTA)	-	5,019,510.83	-	658,789.60	5,678,300.43	-	514,235.01	-	372,576.16	886,811.17	-	893,257.62	-	-	893,257.62	1,780,068.79	7,458,369.22	-	-	-	-	-	-	6,427,003.46	-	1,031,365.76	7,458,369.22	
MDS Checks Issued	-	2,526,097.50	-	614,122.38	3,140,219.88	-	99,870.75	-	132,893.02	232,763.77	-	2,100.00	-	-	2,100.00	234,863.77	3,375,083.65	-	-	-	-	-	-	2,628,068.25	-	747,015.40	3,375,083.65	
Advice to Debit Account	-	2,493,413.33	-	44,667.22	2,538,080.55	-	414,364.26	-	239,883.14	654,047.40	-	891,157.62	-	-	891,157.62	1,545,205.02	4,083,285.57	-	-	-	-	-	-	3,798,935.21	-	284,350.36	4,083,285.57	
Working Fund for FAPs	-	-	-	-	-	-	-	-	-	-	-	-	-	-	-	-	-	-	-	-	-	-	-	-	-	-	-	
Cash Disbursement Ceiling (CDC)	-	-	-	-	-	-	-	-	-	-	-	-	-	-	-	-	-	-	-	-	-	-	-	-	-	-	-	
<b>TOTAL CASH DISBURSEMENTS</b>	-	<b>5,019,510.83</b>	-	<b>658,789.60</b>	<b>5,678,300.43</b>	-	<b>514,235.01</b>	-	<b>372,576.16</b>	<b>886,811.17</b>	-	<b>893,257.62</b>	-	-	<b>893,257.62</b>	<b>1,780,068.79</b>	<b>7,458,369.22</b>	-	-	-	-	-	-	<b>6,427,003.46</b>	-	<b>1,031,365.76</b>	<b>7,458,369.22</b>	
NON-CASH DISBURSEMENTS	-	545,082.15	-	1,568,573.45	2,113,655.60	-	12,196.03	-	2,136,852.89	2,149,048.92	-	-	-	-	-	2,149,048.92	4,262,704.52	-	-	-	-	-	-	557,278.18	-	3,705,426.34	4,262,704.52	
Tax Remittance Advices Issued (TRA)	-	545,082.15	-	1,568,573.45	2,113,655.60	-	12,196.03	-	2,136,852.89	2,149,048.92	-	-	-	-	-	2,149,048.92	4,262,704.52	-	-	-	-	-	-	557,278.18	-	3,705,426.34	4,262,704.52	
Non-Cash Availment Authority (NCAA)	-	-	-	-	-	-	-	-	-	-	-	-	-	-	-	-	-	-	-	-	-	-	-	-	-	-	-	
Disbursements effected through outright deductions from claims (please specify...)	-	-	-	-	-	-	-	-	-	-	-	-	-	-	-	-	-	-	-	-	-	-	-	-	-	-	-	
Overpayment of expenses(e.g. personnel benefits)	-	-	-	-	-	-	-	-	-	-	-	-	-	-	-	-	-	-	-	-	-	-	-	-	-	-	-	
Restitution for loss of government property	-	-	-	-	-	-	-	-	-	-	-	-	-	-	-	-	-	-	-	-	-	-	-	-	-	-	-	
Liquidated damages and similar claims	-	-	-	-	-	-	-	-	-	-	-	-	-	-	-	-	-	-	-	-	-	-	-	-	-	-	-	
Others(TEF, BTr-Documentary Stamp Tax, etc.)	-	-	-	-	-	-	-	-	-	-	-	-	-	-	-	-	-	-	-	-	-	-	-	-	-	-	-	
<b>TOTAL NON-CASH DISBURSEMENTS</b>	-	<b>545,082.15</b>	-	<b>1,568,573.45</b>	<b>2,113,655.60</b>	-	<b>12,196.03</b>	-	<b>2,136,852.89</b>	<b>2,149,048.92</b>	-	-	-	-	-	<b>2,149,048.92</b>	<b>4,262,704.52</b>	-	-	-	-	-	-	<b>557,278.18</b>	-	<b>3,705,426.34</b>	<b>4,262,704.52</b>	
<b>GRAND TOTAL</b>	-	<b>5,564,592.98</b>	-	<b>2,227,363.05</b>	<b>7,791,956.03</b>	-	<b>526,431.04</b>	-	<b>2,509,429.05</b>	<b>3,035,860.09</b>	-	<b>893,257.62</b>	-	-	<b>893,257.62</b>	<b>3,929,117.71</b>	<b>11,721,073.74</b>	-	-	-	-	-	-	<b>6,984,281.64</b>	-	<b>4,736,792.10</b>	<b>11,721,073.74</b>	



**SUMMARY**

Particulars	Previous Report	This Month	As at Date
(1)	(2)	(3)	(4)
Total Disbursement Authorities Received	146,522,517.58	26,434,704.52	172,957,222.10
NCA	60,975,000.00	11,086,000.00	72,061,000.00
NTA	61,738,656.84	11,086,000.00	72,824,656.84
Working Fund	-	-	-
TRA	23,808,860.74	4,262,704.52	28,071,565.26
CDC	-	-	-
NCAA	-	-	-
Less: Notice of Transfer of Allocations (NTA)* issued	61,738,656.84	11,086,000.00	72,824,656.84
Total Disbursement Authorities Available	84,783,860.74	15,348,704.52	100,132,565.26
Less:			
Lapsed NCA	1,288,324.11	-	1,288,324.11
Disbursements	83,495,536.63	11,721,073.74	95,216,610.37
Less: Other Non-Cash Disbursements	-	-	-
Disbursements effected through outright deductions from claims	-	-	-
Overpayment of expenses(e.g. personnel benefits)	-	-	-
Restitution for loss of government property	-	-	-
Liquidated damages and similar claims	-	-	-
Others (e.g. TEF, BTr, Docs Stamp, etc.)	-	-	-
Add/Less: Adjustments (e.g. cancelled/staled checks)	-	(56,824.34)	(56,824.34)
Balance of Disbursement Authorities as at date	0.00	3,570,806.44	3,570,806.44
Total Disbursements Program	84,783,860.74	15,291,880.18	100,075,740.92
Less: **Actual Disbursements	83,495,536.63	11,721,073.74	95,216,610.37
(Over)/Under spending	1,288,324.11	3,570,806.44	4,859,130.55

Notes: \* The use of NTA is discouraged

\*\* Amounts should tally with the grand total disbursement (column 27).


Certified Correct:

  
**DIÑA M. NILLOSAN**  
 Agency Chief Accountant  
 Date: 

Recommending Approval:

  
**ANGELITO V. FONTANILLA**  
 Director, Financial and Management Service  
 Date: 

Approved by:

  
**ENGR. NONITA S. CAGUIUA**  
 Assistant Secretary  
 Finance, Information Systems and Mining Concerns

MONTHLY REPORT OF DISBURSEMENTS  
For the month of July 2022

Department: Department of Environment and Natural Resources (DENR)  
Agency: Office of the Secretary  
Operating Unit: ALL  
Organization Code: 10 001 0100000  
Fund Cluster: 02 - Foreign Assisted Projects Fund (LP)

Particulars	Current Year Budget					Prior Year's Budget											SUB-TOTAL	Trust Liabilities				Grand Total					Remarks		
	PS	MOOE	Fin Ex	CO	TOTAL	Prior Year's Accounts Payable					Current Year's Accounts Payable					TOTAL		PS	MOOE	CO	TOTAL	PS	MOOE	Fin Ex	CO	TOTAL			
						PS	MOOE	FinEx	CO	Sub-Total	PS	MOOE	FinEx	CO	Sub-Total													17=(11+16)	18=(6+17)
CASH DISBURSEMENTS	-	4,234,790.48	-	26,762,230.48	30,997,020.96	-	68,694,517.10	-	-	53,893,956.70	122,588,473.80	-	61,677.00	-	-	61,677.00	122,650,150.80	153,647,171.76	-	-	-	-	-	-	72,990,984.58	-	80,656,187.18	153,647,171.76	-
Notice of Cash Allocation (NCA)	-	-	-	-	-	-	-	-	-	-	-	-	-	-	-	-	-	-	-	-	-	-	-	-	-	-	-	-	-
MDS Checks Issued	-	-	-	-	-	-	-	-	-	-	-	-	-	-	-	-	-	-	-	-	-	-	-	-	-	-	-	-	-
Advice to Debit Account	-	-	-	-	-	-	-	-	-	-	-	-	-	-	-	-	-	-	-	-	-	-	-	-	-	-	-	-	-
Notice of Transfer Allocations (NTA)	-	-	-	-	-	-	-	-	-	-	-	-	-	-	-	-	-	-	-	-	-	-	-	-	-	-	-	-	-
MDS Checks Issued	-	-	-	-	-	-	-	-	-	-	-	-	-	-	-	-	-	-	-	-	-	-	-	-	-	-	-	-	-
Advice to Debit Account	-	-	-	-	-	-	-	-	-	-	-	-	-	-	-	-	-	-	-	-	-	-	-	-	-	-	-	-	-
Working Fund for FAPs	-	4,234,790.48	-	26,762,230.48	30,997,020.96	-	68,694,517.10	-	-	53,893,956.70	122,588,473.80	-	61,677.00	-	-	61,677.00	122,650,150.80	153,647,171.76	-	-	-	-	-	-	72,990,984.58	-	80,656,187.18	153,647,171.76	-
Cash Disbursement Ceiling (CDC)	-	-	-	-	-	-	-	-	-	-	-	-	-	-	-	-	-	-	-	-	-	-	-	-	-	-	-	-	-
<b>TOTAL CASH DISBURSEMENTS</b>	-	<b>4,234,790.48</b>	-	<b>26,762,230.48</b>	<b>30,997,020.96</b>	-	<b>68,694,517.10</b>	-	-	<b>53,893,956.70</b>	<b>122,588,473.80</b>	-	<b>61,677.00</b>	-	-	<b>61,677.00</b>	<b>122,650,150.80</b>	<b>153,647,171.76</b>	-	-	-	-	-	-	<b>72,990,984.58</b>	-	<b>80,656,187.18</b>	<b>153,647,171.76</b>	-
NON-CASH DISBURSEMENTS	-	-	-	-	-	-	-	-	-	-	-	-	-	-	-	-	-	-	-	-	-	-	-	-	-	-	-	-	-
Tax Remittance Advices Issued (TRA)	-	-	-	-	-	-	-	-	-	-	-	-	-	-	-	-	-	-	-	-	-	-	-	-	-	-	-	-	-
Non-Cash Availment Authority (NCAA)	-	-	-	-	-	-	-	-	-	-	-	-	-	-	-	-	-	-	-	-	-	-	-	-	-	-	-	-	-
Disbursements effected through outright deductions from claims (please specify...)	-	-	-	-	-	-	-	-	-	-	-	-	-	-	-	-	-	-	-	-	-	-	-	-	-	-	-	-	-
Overpayment of expenses(e.g. personnel benefits)	-	-	-	-	-	-	-	-	-	-	-	-	-	-	-	-	-	-	-	-	-	-	-	-	-	-	-	-	-
Restitution for loss of government property	-	-	-	-	-	-	-	-	-	-	-	-	-	-	-	-	-	-	-	-	-	-	-	-	-	-	-	-	-
Liquidated damages and similar claims	-	-	-	-	-	-	-	-	-	-	-	-	-	-	-	-	-	-	-	-	-	-	-	-	-	-	-	-	-
Others(TEF, BTr-Documentary Stamp Tax, etc.)	-	-	-	-	-	-	-	-	-	-	-	-	-	-	-	-	-	-	-	-	-	-	-	-	-	-	-	-	-
<b>TOTAL NON-CASH DISBURSEMENTS</b>	-	-	-	-	-	-	-	-	-	-	-	-	-	-	-	-	-	-	-	-	-	-	-	-	-	-	-	-	-
<b>GRAND TOTAL</b>	-	<b>4,234,790.48</b>	-	<b>26,762,230.48</b>	<b>30,997,020.96</b>	-	<b>68,694,517.10</b>	-	-	<b>53,893,956.70</b>	<b>122,588,473.80</b>	-	<b>61,677.00</b>	-	-	<b>61,677.00</b>	<b>122,650,150.80</b>	<b>153,647,171.76</b>	-	-	-	-	-	-	<b>72,990,984.58</b>	-	<b>80,656,187.18</b>	<b>153,647,171.76</b>	-


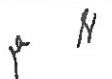
SUMMARY

Particulars	Previous Report	This Month	As at Date
(1)	(2)	(3)	(4)
Total Disbursement Authorities Received	938,088,174.83	214,161,394.96	1,152,249,569.79
NCA	-	-	-
NTA/Funding Check (FC) Received	383,765,531.55	168,788,535.00	552,554,066.55
Working Fund	554,322,643.28	45,372,859.96	599,695,503.24
TRA	-	-	-
CDC	-	-	-
NCAA	-	-	-
Less: Notice of Transfer of Allocations (NTA)/Funding Check (FC)* issued	400,911,390.00	156,901,767.00	557,813,157.00
Total Disbursement Authorities Available	537,176,784.83	57,259,627.96	594,436,412.79
Less:			
Lapsed NCA	-	-	-
Disbursements	391,567,810.81	153,647,171.76	545,214,982.57
Less: Other Non-Cash Disbursements	-	-	-
Disbursements effected through outright deductions from claims	-	-	-
Overpayment of expenses(e.g. personnel benefits)	-	-	-
Restitution for loss of government property	-	-	-
Liquidated damages and similar claims	-	-	-
Others (e.g. TEF, BTr, Docs Stamp, etc.)	-	-	-
Add/Less: Adjustments (e.g. cancelled/staled checks)	12,454.11	110,358.31	122,812.42
Balance of Disbursement Authorities as at date	145,621,428.13	(96,277,185.49)	49,344,242.64
Total Disbursements Program	537,189,238.94	57,369,986.27	594,559,225.21
Less: **Actual Disbursements	391,567,810.81	153,647,171.76	545,214,982.57
(Over)/Under spending	145,621,428.13	(96,277,185.49)	49,344,242.64

Notes: \* The use of NTA is discouraged

\*\* Amounts should tally with the grand total disbursement (column 27).


Certified Correct:

  
DIÑA M. NILLOSAN  
Agency Chief Accountant  
Date: 

Recommending Approval:

  
ANGELITO V. FONTANILLA  
Director, Financial and Management Service  
Date: 

Approved by:

  
ENGR. NONITA S. CAGUIOA  
Assistant Secretary  
Finance, Information Systems and Mining Concerns



MONTHLY REPORT OF DISBURSEMENTS  
For the month of July 2022



Department: Department of Environment and Natural Resources (DENR)  
 Agency: Office of the Secretary  
 Operating Unit: ALL  
 Organization Code: 10 001 0100000  
 Fund Cluster: 03 - Special Account - Locally Funded

Particulars	Current Year Budget					Prior Year's Budget											SUB-TOTAL	Trust Liabilities				Grand Total					Remarks	
	PS	MOOE	FinEx	CO	TOTAL	Prior Year's Accounts Payable					Current Year's Accounts Payable							PS	MOOE	CO	TOTAL	PS	MOOE	FinEx	CO	TOTAL		
						PS	MOOE	FinEx	CO	Sub-Total	PS	MOOE	FinEx	CO	Sub-Total	TOTAL												
1	2	3	4	5	6=(2+3+4+5)	7	8	9	10	11=(7+8+9+10)	12	13	14	15	16=(12+13+14+15)	17=(11+16)	18=(6+17)	19	20	21	22=(19+20+21)	23	24	25	26	27=(23+24+25+26)	28	
CASH DISBURSEMENTS	-	-	-	-	-	-	-	-	-	-	-	-	-	-	-	-	-	-	-	-	-	-	-	-	-	-	-	-
Notice of Cash Allocation (NCA)	-	-	-	-	-	-	-	-	-	-	-	-	-	-	-	-	-	-	-	-	-	-	-	-	-	-	-	
MDS Checks Issued	-	-	-	-	-	-	-	-	-	-	-	-	-	-	-	-	-	-	-	-	-	-	-	-	-	-	-	
Advice to Debit Account	-	-	-	-	-	-	-	-	-	-	-	-	-	-	-	-	-	-	-	-	-	-	-	-	-	-	-	
Notice of Transfer Allocations (NTA)	-	-	-	-	-	-	-	-	-	-	-	-	-	-	-	-	-	-	-	-	-	-	-	-	-	-	-	
MDS Checks Issued	-	-	-	-	-	-	-	-	-	-	-	-	-	-	-	-	-	-	-	-	-	-	-	-	-	-	-	
Advice to Debit Account	-	-	-	-	-	-	-	-	-	-	-	-	-	-	-	-	-	-	-	-	-	-	-	-	-	-	-	
Working Fund for FAPs	-	-	-	-	-	-	-	-	-	-	-	-	-	-	-	-	-	-	-	-	-	-	-	-	-	-	-	
Cash Disbursement Ceiling (CDC)	-	-	-	-	-	-	-	-	-	-	-	-	-	-	-	-	-	-	-	-	-	-	-	-	-	-	-	
<b>TOTAL CASH DISBURSEMENTS</b>	-	-	-	-	-	-	-	-	-	-	-	-	-	-	-	-	-	-	-	-	-	-	-	-	-	-	-	
NON-CASH DISBURSEMENTS	-	-	-	-	-	-	-	-	-	-	-	-	-	-	-	-	-	-	-	-	-	-	-	-	-	-	-	
Tax Remittance Advices Issued (TRA)	-	-	-	-	-	-	-	-	-	-	-	-	-	-	-	-	-	-	-	-	-	-	-	-	-	-	-	
Non-Cash Availment Authority (NCAA)	-	-	-	-	-	-	-	-	-	-	-	-	-	-	-	-	-	-	-	-	-	-	-	-	-	-	-	
Disbursements effected through outright deductions from claims (please specify...)	-	-	-	-	-	-	-	-	-	-	-	-	-	-	-	-	-	-	-	-	-	-	-	-	-	-	-	
Overpayment of expenses(e.g. personnel benefits)	-	-	-	-	-	-	-	-	-	-	-	-	-	-	-	-	-	-	-	-	-	-	-	-	-	-	-	
Restitution for loss of government property	-	-	-	-	-	-	-	-	-	-	-	-	-	-	-	-	-	-	-	-	-	-	-	-	-	-	-	
Liquidated damages and similar claims	-	-	-	-	-	-	-	-	-	-	-	-	-	-	-	-	-	-	-	-	-	-	-	-	-	-	-	
Others(TEF, BTr-Documentary Stamp Tax, etc.)	-	-	-	-	-	-	-	-	-	-	-	-	-	-	-	-	-	-	-	-	-	-	-	-	-	-	-	
<b>TOTAL NON-CASH DISBURSEMENTS</b>	-	-	-	-	-	-	-	-	-	-	-	-	-	-	-	-	-	-	-	-	-	-	-	-	-	-	-	
<b>GRAND TOTAL</b>	-	-	-	-	-	-	-	-	-	-	-	-	-	-	-	-	-	-	-	-	-	-	-	-	-	-	-	

SUMMARY	Particulars (1)	Previous Report (2)	This Month (3)	As at Date (4)
Total Disbursement Authorities Received		620,501.23	-	620,501.23
NCA		397,245.00	-	397,245.00
NTA		19,057.00	-	19,057.00
Working Fund		-	-	-
TRA		204,199.23	-	204,199.23
CDC		-	-	-
NCAA		-	-	-
Less: Notice of Transfer of Allocations (NTA)* Issued		-	-	-
Total Disbursement Authorities Available		620,501.23	-	620,501.23
Less:				
Lapsed NCA		0.39	-	0.39
Disbursements		620,500.84	-	620,500.84
Less: Other Non-Cash Disbursements		-	-	-
Disbursements effected through outright deductions from claims		-	-	-
Overpayment of expenses(e.g. personnel benefits)		-	-	-
Restitution for loss of government property		-	-	-
Liquidated damages and similar claims		-	-	-
Others (e.g. TEF, BTr, Docs Stamp, etc.)		-	-	-
Add/Less: Adjustments (e.g. cancelled/staled checks)		-	-	-
Balance of Disbursement Authorities as at date		-	-	-
Total Disbursements Program		620,501.23	-	620,501.23
Less: *Actual Disbursements		620,500.84	-	620,500.84
(Over)/Under spending		0.39	-	0.39

Notes: \* The use of NTA is discouraged  
 Notes: \*\* Amounts should tally with the grand total disbursement (column 27).


Certified Correct:

  
**DIÑA M. NILLOSAN**  
 Agency Chief Accountant  
 Date: 

Recommending Approval:

  
**ANGELITO V. FONTANILLA**  
 Director, Financial and Management  
 Date:

Approved by:

  
**ENGR. NONITA S. CAGUIOA**  
 Assistant Secretary  
 Finance, Information Systems and Mining Concerns  
 Date:

**MONTHLY REPORT OF DISBURSEMENTS**  
For the month of July 2022

Department: Department of Environment and Natural Resources (DENR)  
 Agency: Office of the Secretary  
 Operating Unit: ALL  
 Organization Code: 10 001 0100000  
 Fund Cluster: 04 - Special Account - Foreign Assisted/Grant


Particulars	Current Year Budget					Prior Year's Budget											SUB-TOTAL	Trust Liabilities				Grand Total					Remarks	
	PS	MOOE	FinEx	CO	TOTAL	Prior Year's Accounts Payable					Current Year's Accounts Payable					TOTAL		PS	MOOE	CO	TOTAL	PS	MOOE	FinEx	CO	TOTAL		
						PS	MOOE	FinEx	CO	Sub-Total	PS	MOOE	FinEx	CO	Sub-Total													PS
1	2	3	4	5	6=(2+3+4+5)	7	8	9	10	11=(7+8+9+10)	12	13	14	15	16=(12+13+14+15)	17=(11+16)	18=(6+17)	19	20	21	22=(19+20+21)	23	24	25	26	27=(23+24+25+26)	28	
CASH DISBURSEMENTS																												
Notice of Cash Allocation (NCA)																												
MDS Checks Issued																												
Advice to Debit Account																												
Notice of Transfer Allocations (NTA)																												
MDS Checks Issued																												
Advice to Debit Account																												
Working Fund for FAPs																												
Cash Disbursement Ceiling (CDC)																												
<b>TOTAL CASH DISBURSEMENTS</b>																												
NON-CASH DISBURSEMENTS																												
Tax Remittance Advices Issued (TRA)																												
Non-Cash Availment Authority (NCAA)																												
Disbursements effected through outright deductions from claims (please specify...)																												
Overpayment of expenses(e.g. personnel benefits)																												
Restitution for loss of government property																												
Liquidated damages and similar claims																												
Others(TEF, BTr-Documentary Stamp Tax, etc.)																												
<b>TOTAL NON-CASH DISBURSEMENTS</b>																												
<b>GRAND TOTAL</b>																												

SUMMARY

Particulars	Previous Report	This Month	As at Date
(1)	(2)	(3)	(4)
Total Disbursement Authorities Received	15,673,897.67	-	15,673,897.67
NCA	-	-	-
NTA	-	-	-
Working Fund	15,673,897.67	-	15,673,897.67
TRA	-	-	-
CDC	-	-	-
NCAA	-	-	-
Less: Notice of Transfer of Allocations (NTA)* issued	13,979,954.77	-	13,979,954.77
Total Disbursement Authorities Available	1,693,942.90	-	1,693,942.90
Less:			
Lapsed NCA	-	-	-
Disbursements	-	-	-
Less: Other Non-Cash Disbursements	-	-	-
Disbursements effected through outright deductions from claims	-	-	-
Overpayment of expenses(e.g. personnel benefits)	-	-	-
Restitution for loss of government property	-	-	-
Liquidated damages and similar claims	-	-	-
Others (e.g. TEF, BTr, Docs Stamp, etc.)	-	-	-
Add/Less: Adjustments (e.g. cancelled/staled checks)	-	-	-
Balance of Disbursement Authorities as at date	1,693,942.90	-	1,693,942.90
Total Disbursements Program	1,693,942.90	-	1,693,942.90
Less: *Actual Disbursements	-	-	-
(Over)/Under spending	1,693,942.90	-	1,693,942.90

Notes: \* The use of NTA is discouraged  
 Notes: \*\* Amounts should tally with the grand total disbursement (column 27).


Certified Correct:

  
**DIÑA M. NILLOSAN**  
 Agency Chief Accountant  
 Date: 8/1

Recommending Approval:

  
**ANGELITO V. FONTANILLA**  
 Director, Financial and Management Service  
 Date:

Approved by:

  
**ENGR. NONITA S. CAGUIOA**  
 Assistant Secretary  
 Finance, Information Systems and Mining Concerns  
 Date:

MONTHLY REPORT OF DISBURSEMENTS  
For the month of July 2022

Department: Department of Environment and Natural Resources (DENR)  
Agency: Office of the Secretary  
Operating Unit: ALL  
Organization Code: 10 001 0100000  
Fund Cluster: 07 - Trust Fund


Particulars	Current Year Budget					Prior Year's Budget											SUB-TOTAL	Trust Liabilities				Grand Total					Remarks
	PS	MOOE	FinEx	CO	TOTAL	Prior Year's Accounts Payable					Current Year's Accounts Payable					TOTAL		PS	MOOE	CO	TOTAL	PS	MOOE	FinEx	CO	TOTAL	
						PS	MOOE	FinEx	CO	Sub-Total	PS	MOOE	FinEx	CO	Sub-Total												
1	2	3	4	5	6=(2+3+4+5)	7	8	9	10	11=(7+8+9+10)	12	13	14	15	16=(12+13+14+15)	17=(11+16)	18=(6+17)	19	20	21	22=(19+20+21)	23	24	25	26	27=(23+24+25+26)	28
CASH DISBURSEMENTS	-	-	-	-	-	-	-	-	-	-	-	-	-	-	-	-	-	-	1,864,077.53	211,053.58	2,075,131.11	-	1,864,077.53	-	211,053.58	2,075,131.11	-
Notice of Cash Allocation (NCA)	-	-	-	-	-	-	-	-	-	-	-	-	-	-	-	-	-	-	1,864,077.53	211,053.58	2,075,131.11	-	1,864,077.53	-	211,053.58	2,075,131.11	-
MDS Checks Issued	-	-	-	-	-	-	-	-	-	-	-	-	-	-	-	-	-	-	-	-	-	-	-	-	-	-	-
Advice to Debit Account	-	-	-	-	-	-	-	-	-	-	-	-	-	-	-	-	-	-	1,864,077.53	211,053.58	2,075,131.11	-	1,864,077.53	-	211,053.58	2,075,131.11	-
Notice of Transfer Allocations (NTA)	-	-	-	-	-	-	-	-	-	-	-	-	-	-	-	-	-	-	-	-	-	-	-	-	-	-	-
MDS Checks Issued	-	-	-	-	-	-	-	-	-	-	-	-	-	-	-	-	-	-	-	-	-	-	-	-	-	-	-
Advice to Debit Account	-	-	-	-	-	-	-	-	-	-	-	-	-	-	-	-	-	-	-	-	-	-	-	-	-	-	-
Working Fund for FAPs	-	-	-	-	-	-	-	-	-	-	-	-	-	-	-	-	-	-	-	-	-	-	-	-	-	-	-
Cash Disbursement Ceiling (CDC)	-	-	-	-	-	-	-	-	-	-	-	-	-	-	-	-	-	-	-	-	-	-	-	-	-	-	-
<b>TOTAL CASH DISBURSEMENTS</b>	-	-	-	-	-	-	-	-	-	-	-	-	-	-	-	-	-	-	<b>1,864,077.53</b>	<b>211,053.58</b>	<b>2,075,131.11</b>	-	<b>1,864,077.53</b>	-	<b>211,053.58</b>	<b>2,075,131.11</b>	-
NON-CASH DISBURSEMENTS	5,773.40	-	-	-	5,773.40	-	-	-	-	-	-	-	-	-	-	5,773.40	-	-	129,057.58	11,946.42	141,004.00	5,773.40	129,057.58	-	11,946.42	146,777.40	-
Tax Remittance Advices Issued (TRA)	5,773.40	-	-	-	5,773.40	-	-	-	-	-	-	-	-	-	-	5,773.40	-	-	129,057.58	11,946.42	141,004.00	5,773.40	129,057.58	-	11,946.42	146,777.40	-
Non-Cash Availment Authority (NCAA)	-	-	-	-	-	-	-	-	-	-	-	-	-	-	-	-	-	-	-	-	-	-	-	-	-	-	-
Disbursements effected through outright deductions from claims (please specify...)	-	-	-	-	-	-	-	-	-	-	-	-	-	-	-	-	-	-	-	-	-	-	-	-	-	-	-
Overpayment of expenses(e.g. personnel benefits)	-	-	-	-	-	-	-	-	-	-	-	-	-	-	-	-	-	-	-	-	-	-	-	-	-	-	-
Restitution for loss of government property	-	-	-	-	-	-	-	-	-	-	-	-	-	-	-	-	-	-	-	-	-	-	-	-	-	-	-
Liquidated damages and similar claims	-	-	-	-	-	-	-	-	-	-	-	-	-	-	-	-	-	-	-	-	-	-	-	-	-	-	-
Others(TEF, BTr-Documentary Stamp Tax, etc.)	-	-	-	-	-	-	-	-	-	-	-	-	-	-	-	-	-	-	-	-	-	-	-	-	-	-	-
<b>TOTAL NON-CASH DISBURSEMENTS</b>	<b>5,773.40</b>	-	-	-	<b>5,773.40</b>	-	-	-	-	-	-	-	-	-	-	<b>5,773.40</b>	-	-	<b>129,057.58</b>	<b>11,946.42</b>	<b>141,004.00</b>	<b>5,773.40</b>	<b>129,057.58</b>	-	<b>11,946.42</b>	<b>146,777.40</b>	-
<b>GRAND TOTAL</b>	<b>5,773.40</b>	-	-	-	<b>5,773.40</b>	-	-	-	-	-	-	-	-	-	-	<b>5,773.40</b>	-	-	<b>1,993,135.11</b>	<b>223,000.00</b>	<b>2,216,135.11</b>	<b>5,773.40</b>	<b>1,993,135.11</b>	-	<b>223,000.00</b>	<b>2,221,908.51</b>	-

SUMMARY

Particulars	Previous Report	This Month	As at Date
(1)	(2)	(3)	(4)
Total Disbursement Authorities Received	18,020,787.31	271,970.40	18,292,757.71
NCA	17,451,001.00	125,193.00	17,576,194.00
NTA**	-	-	-
Working Fund	-	-	-
TRA	569,786.31	146,777.40	716,563.71
CDC	-	-	-
NCAA	-	-	-
Less: Notice of Transfer of Allocations (NTA)* issued	-	-	-
Total Disbursement Authorities Available	18,020,787.31	271,970.40	18,292,757.71
Less:			
Lapsed NCA	-	-	-
Disbursements	15,254,827.58	2,221,908.51	17,476,736.09
Less: Other Non-Cash Disbursements	-	-	-
Disbursements effected through outright deductions from claims	-	-	-
Overpayment of expenses(e.g. personnel benefits)	-	-	-
Restitution for loss of government property	-	-	-
Liquidated damages and similar claims	-	-	-
Others (e.g. TEF, BTr, Docs Stamp, etc.)	-	-	-
Add/Less: Adjustments (e.g. cancelled/staled checks)	-	-	-
Balance of Disbursement Authorities as at date	2,765,959.73	(1,949,938.11)	816,021.62
Total Disbursements Program	18,020,787.31	271,970.40	18,292,757.71
Less: *Actual Disbursements	15,254,827.58	2,221,908.51	17,476,736.09
(Over)/Under spending	2,765,959.73	(1,949,938.11)	816,021.62

Notes: \* The use of NTA is discouraged  
Notes: \*\* Amounts should tally with the grand total disbursement (column 27).


Certified Correct:

  
DIANA M. NILLOSAN  
Agency Chief Accountant  
Date: 7/4

Recommending Approval:

  
ANGELITO V. FONTANILLA  
Director, Financial and Management Service  
Date:

Approved by:

  
ENGR. NONITA S. CAGUIOA  
Assistant Secretary  
Finance, Information Systems and Mining Concerns  
Date: