

MONTHLY REPORT OF DISBURSEMENTS
For the month of January 2021

RECEIVED BY: *Vixille*
DATE: *2/2/21*

Department: Department of Environment and Natural Resources (DENR)
Agency: Office of the Secretary
Operating Unit: ALL
Organization Code: 10 001 0100000
Fund Cluster: 01 - Regular Agency Fund

Particulars	Current Year Budget					Prior Year's Budget											SUB-TOTAL	Trust Liabilities				Grand Total					Remarks	
	PS	MOOE	FinEx	CO	TOTAL	Prior Year's Accounts Payable					Current Year's Accounts Payable					TOTAL		PS	MO	OE	CO	TOTAL	PS	MOOE	FinEx	CO		TOTAL
						PS	MOOE	FinEx	CO	Sub-Total	PS	MOOE	FinEx	CO	Sub-Total													
1	2	3	4	5	6=(2+3+4+5)	7	8	9	10	11=(7+8+9+10)	12	13	14	15	16=(12+13+14+15)	17=(11+16)	18=(6+17)	19	20	21	22=(19+20+21)	23	24	25	26	27=(23+24+25+26)	28	
CASH DISBURSEMENTS	373,812,894.71	33,168,750.91	-	2,238,218.02	409,219,863.64	124,688,541.07	135,011,085.61	-	32,565,411.88	292,265,038.56	448,538.52	2,919,349.66	-	-	3,367,888.18	295,632,926.74	704,852,790.38	-	-	-	-	498,949,974.30	171,099,186.18	-	34,803,629.90	704,852,790.38		
Notice of Cash Allocation (NCA)	368,859,458.63	32,316,982.86	-	2,238,218.02	403,414,659.51	124,161,083.10	130,122,738.74	-	32,565,411.88	286,849,233.72	448,538.52	2,919,349.66	-	-	3,367,888.18	290,217,121.90	693,631,781.41	-	-	-	-	493,469,080.25	165,359,071.26	-	34,803,629.90	693,631,781.41		
MDS Checks Issued	78,430,553.71	10,036,820.68	-	884,854.74	89,332,029.13	23,716,707.67	21,023,670.48	-	5,823,878.27	50,564,456.40	-	827,865.48	-	-	827,865.48	51,392,321.88	140,724,351.04	-	-	-	-	102,147,261.38	31,888,356.62	-	6,688,733.01	140,724,351.04		
Advice to Debit Account	290,428,904.92	22,260,362.18	-	1,373,363.28	314,062,630.38	100,444,375.43	109,098,868.28	-	26,741,533.61	236,284,777.32	448,538.52	2,091,484.18	-	-	2,540,022.70	238,824,800.02	552,907,430.40	-	-	-	-	391,321,818.87	133,470,714.64	-	28,114,896.89	552,907,430.40		
Notice of Transfer Allocations (NTA)	4,438,458.45	340,956.88	-	-	4,779,415.33	499,443.37	4,825,475.34	-	-	5,324,918.71	-	-	-	-	-	5,324,918.71	10,104,334.04	-	-	-	-	4,937,901.82	5,166,432.22	-	-	10,104,334.04		
MDS Checks Issued	140,578.45	205,703.13	-	-	346,281.58	-	1,706,599.99	-	-	1,706,599.99	-	-	-	-	-	1,706,599.99	2,052,881.57	-	-	-	-	140,578.45	1,912,303.12	-	-	2,052,881.57		
Advice to Debit Account	4,297,880.00	135,253.75	-	-	4,433,133.75	499,443.37	3,118,875.35	-	-	3,618,318.72	-	-	-	-	-	3,618,318.72	8,051,452.47	-	-	-	-	4,797,323.37	3,254,129.10	-	-	8,051,452.47		
Working Fund for FAPs	514,977.63	510,811.17	-	-	1,025,788.80	28,014.60	62,871.53	-	-	90,886.13	-	-	-	-	-	90,886.13	1,116,674.93	-	-	-	-	542,992.23	573,682.70	-	-	1,116,674.93		
Cash Disbursement Ceiling (CDC)	-	-	-	-	-	-	-	-	-	-	-	-	-	-	-	-	-	-	-	-	-	-	-	-	-	-		
TOTAL CASH DISBURSEMENTS	373,812,894.71	33,168,750.91	-	2,238,218.02	409,219,863.64	124,688,541.07	135,011,085.61	-	32,565,411.88	292,265,038.56	448,538.52	2,919,349.66	-	-	3,367,888.18	295,632,926.74	704,852,790.38	-	-	-	-	498,949,974.30	171,099,186.18	-	34,803,629.90	704,852,790.38		
NON-CASH DISBURSEMENTS	12,281,914.01	2,508,902.25	-	1,321,554.23	16,112,370.49	7,430,766.48	7,637,951.81	-	2,794,615.28	17,863,333.57	476,429.00	396,955.73	-	294,929.84	1,168,314.57	19,031,648.14	35,144,018.63	-	-	-	-	20,189,109.49	10,543,809.79	-	4,411,099.35	35,144,018.63		
Tax Remittance Advices Issued (TRA)	12,281,207.90	2,508,902.25	-	1,321,554.23	16,111,664.38	7,430,766.48	7,637,951.81	-	2,794,615.28	17,863,333.57	476,429.00	396,955.73	-	294,929.84	1,168,314.57	19,031,648.14	35,143,312.52	-	-	-	-	20,188,403.38	10,543,809.79	-	4,411,099.35	35,143,312.52		
Non-Cash Availment Authority (NCAA)	-	-	-	-	-	-	-	-	-	-	-	-	-	-	-	-	-	-	-	-	-	-	-	-	-	-		
Disbursements effected through outright deductions from claims (please specify)	706.11	-	-	-	706.11	-	-	-	-	-	-	-	-	-	-	-	706.11	-	-	-	-	706.11	-	-	-	706.11		
Overpayment of expenses(e.g. personnel benefits)	706.11	-	-	-	706.11	-	-	-	-	-	-	-	-	-	-	-	706.11	-	-	-	-	706.11	-	-	-	706.11		
Restitution for loss of government property	-	-	-	-	-	-	-	-	-	-	-	-	-	-	-	-	-	-	-	-	-	-	-	-	-	-		
Liquidated damages and similar claims	-	-	-	-	-	-	-	-	-	-	-	-	-	-	-	-	-	-	-	-	-	-	-	-	-	-		
Others(TEF BTr-Documentary Stamp Tax etc.)	-	-	-	-	-	-	-	-	-	-	-	-	-	-	-	-	-	-	-	-	-	-	-	-	-	-		
TOTAL NON-CASH DISBURSEMENTS	12,281,914.01	2,508,902.25	-	1,321,554.23	16,112,370.49	7,430,766.48	7,637,951.81	-	2,794,615.28	17,863,333.57	476,429.00	396,955.73	-	294,929.84	1,168,314.57	19,031,648.14	35,144,018.63	-	-	-	-	20,189,109.49	10,543,809.79	-	4,411,099.35	35,144,018.63		
GRAND TOTAL	386,094,808.72	35,677,653.16	-	3,559,772.25	425,332,234.13	132,119,307.55	142,649,037.42	-	35,360,027.16	310,128,372.13	924,967.52	3,316,305.39	-	294,929.84	4,536,202.75	314,664,574.88	739,996,809.01	-	-	-	-	519,139,083.79	181,642,995.97	-	39,214,729.25	739,996,809.01		

Particulars	Previous Report	This Month	As at Date
(1)	(2)	(3)	(4)
Total Disbursement Authorities Received	-	1,285,345,199.45	1,285,345,199.45
NCA	-	1,223,632,047.00	1,223,632,047.00
NTA	-	25,553,165.00	25,553,165.00
Working Fund	-	-	-
TRA	-	36,159,987.45	36,159,987.45
CDC	-	-	-
NCAA	-	-	-
Less: Notice of Transfer of Allocations (NTA)* issued	-	26,394,165.00	26,394,165.00
Total Disbursement Authorities Available	-	1,258,951,034.45	1,258,951,034.45
Less:	-	-	-
Lapsed NCA	-	-	-
***Disbursements	-	739,996,809.01	739,996,809.01
Less: Other Non-Cash Disbursements	-	-	-
Disbursements effected through outright deductions from claims	-	-	-
Overpayment of expenses(e.g. personnel benefits)	-	706.11	706.11
Restitution for loss of government property	-	-	-
Liquidated damages and similar claims	-	-	-
Others (e.g. TEF BTr- Docs Stamp etc.)	-	-	-
Add/Less: Adjustments (e.g. cancelled/staled checks)	-	-	-
Balance of Disbursement Authorities as at date	-	518,954,225.44	518,954,225.44
Total Disbursements Program	-	1,258,951,034.45	1,258,951,034.45
Less: **Actual Disbursements	-	739,996,809.01	739,996,809.01
(Over)/Under spending	-	518,954,225.44	518,954,225.44

Notes: * The use of NTA is discouraged
** Amounts should tally with the grand total disbursement (column 27).

Certified Correct:
[Signature]
DIÑA M. NILLOSAN
Agency Chief Accountant
Date: *[Signature]*

Approved by:
[Signature]
ENGR. NONITA S. CASILING
Asec. for Finance, Information Systems and Mining Concerns
Date:

MONTHLY REPORT OF DISBURSEMENTS
For the month of January 2021

Department: Department of Environment and Natural Resources (DENR)
Agency: Office of the Secretary
Operating Unit: ALL
Organization Code: 10 001 0100000
Fund Cluster: 02 - Foreign Assisted Projects Fund

Particulars	Current Year Budget					Prior Year's Budget											SUB-TOTAL	Trust Liabilities				Grand Total					Remarks
	PS	MOOE	Fin Ex	CO	TOTAL	Prior Year's Accounts Payable					Current Year's Accounts Payable					TOTAL		PS	MOOE	CO	TOTAL	PS	MOOE	Fin Ex	CO	TOTAL	
						PS	MOOE	FinEx	CO	Sub-Total	PS	MOOE	FinEx	CO	Sub-Total												
1	2	3	4	5	6=(2+3+4+5)	7	8	9	10	11=(7+8+9+10)	12	13	14	15	16=(12+13+14+15)	17=(11+16)	18=(6+17)	19	20	21	22=(19+20+21)	23	24	25	26	27=(23+24+25+26)	28
CASH DISBURSEMENTS	-	50,700,820.12	-	-	50,700,820.12	-	4,929,534.70	-	39,430,989.42	44,360,524.12	-	-	-	-	-	44,360,524.12	95,061,344.24	-	-	-	-	-	55,630,354.82	-	39,430,989.42	95,061,344.24	
Notice of Cash Allocation (NCA)	-	692,369.07	-	-	692,369.07	-	4,807,175.73	-	39,377,962.23	44,185,137.96	-	-	-	-	-	44,185,137.96	44,877,507.03	-	-	-	-	-	5,499,544.80	-	39,377,962.23	44,877,507.03	
MDS Checks Issued	-	142,393.20	-	-	142,393.20	-	3,080,608.72	-	39,313,304.37	42,393,913.09	-	-	-	-	-	42,393,913.09	42,536,306.29	-	-	-	-	-	3,223,001.92	-	39,313,304.37	42,536,306.29	
Advice to Debit Account	-	549,975.87	-	-	549,975.87	-	1,726,567.01	-	64,657.86	1,791,224.87	-	-	-	-	-	1,791,224.87	2,341,200.74	-	-	-	-	-	2,276,542.88	-	64,657.86	2,341,200.74	
Notice of Transfer Allocations (NTA)	-	8,451.05	-	-	8,451.05	-	122,358.97	-	53,027.19	175,386.16	-	-	-	-	-	175,386.16	183,837.21	-	-	-	-	-	130,810.02	-	53,027.19	183,837.21	
MDS Checks Issued	-	7,051.05	-	-	7,051.05	-	37,418.97	-	43,047.01	80,465.98	-	-	-	-	-	80,465.98	87,517.03	-	-	-	-	-	44,470.02	-	43,047.01	87,517.03	
Advice to Debit Account	-	1,400.00	-	-	1,400.00	-	84,940.00	-	9,980.18	94,920.18	-	-	-	-	-	94,920.18	96,320.18	-	-	-	-	-	86,340.00	-	9,980.18	96,320.18	
Working Fund for FAPs	-	50,000,000.00	-	-	50,000,000.00	-	-	-	-	-	-	-	-	-	-	-	50,000,000.00	-	-	-	-	-	50,000,000.00	-	-	50,000,000.00	
Cash Disbursement Ceiling (CDC)	-	-	-	-	-	-	-	-	-	-	-	-	-	-	-	-	-	-	-	-	-	-	-	-	-	-	
TOTAL CASH DISBURSEMENTS	-	50,700,820.12	-	-	50,700,820.12	-	4,929,534.70	-	39,430,989.42	44,360,524.12	-	-	-	-	-	44,360,524.12	95,061,344.24	-	-	-	-	-	55,630,354.82	-	39,430,989.42	95,061,344.24	
NON-CASH DISBURSEMENTS	-	234,510.16	-	1,032,229.38	1,266,739.54	-	467,930.87	-	1,445,224.50	1,913,155.37	-	-	-	-	-	1,913,155.37	3,179,894.91	-	-	-	-	-	702,441.03	-	2,477,453.88	3,179,894.91	
Tax Remittance Advices Issued (TRA)	-	234,510.16	-	1,032,229.38	1,266,739.54	-	467,930.87	-	1,445,224.50	1,913,155.37	-	-	-	-	-	1,913,155.37	3,179,894.91	-	-	-	-	-	702,441.03	-	2,477,453.88	3,179,894.91	
Non-Cash Availment Authority (NCAA)	-	-	-	-	-	-	-	-	-	-	-	-	-	-	-	-	-	-	-	-	-	-	-	-	-	-	
Disbursements effected through outright deductions from claims (please specify)	-	-	-	-	-	-	-	-	-	-	-	-	-	-	-	-	-	-	-	-	-	-	-	-	-	-	
Overpayment of expenses(e.g. personnel benefits)	-	-	-	-	-	-	-	-	-	-	-	-	-	-	-	-	-	-	-	-	-	-	-	-	-	-	
Restitution for loss of government property	-	-	-	-	-	-	-	-	-	-	-	-	-	-	-	-	-	-	-	-	-	-	-	-	-	-	
Liquidated damages and similar claims	-	-	-	-	-	-	-	-	-	-	-	-	-	-	-	-	-	-	-	-	-	-	-	-	-	-	
Others(TEF, BTr-Documentary Stamp Tax, etc)	-	-	-	-	-	-	-	-	-	-	-	-	-	-	-	-	-	-	-	-	-	-	-	-	-	-	
TOTAL NON-CASH DISBURSEMENTS	-	234,510.16	-	1,032,229.38	1,266,739.54	-	467,930.87	-	1,445,224.50	1,913,155.37	-	-	-	-	-	1,913,155.37	3,179,894.91	-	-	-	-	-	702,441.03	-	2,477,453.88	3,179,894.91	
GRAND TOTAL	-	50,935,330.28	-	1,032,229.38	51,967,559.66	-	5,397,465.57	-	40,876,213.92	46,273,679.49	-	-	-	-	-	46,273,679.49	98,241,239.15	-	-	-	-	-	56,332,795.85	-	41,908,443.30	98,241,239.15	

SUMMARY

Particulars	Previous Report	This Month	As at Date
(1)	(2)	(3)	(4)
Total Disbursement Authorities Received	225,591,933.93	277,967,401.99	503,559,335.92
NCA	-	14,590,000.00	14,590,000.00
NTA	6,332,305.21	6,472,000.00	12,804,305.21
Working Fund	219,259,628.72	254,926,766.76	474,186,395.48
TRA	-	1,978,635.23	1,978,635.23
CDC	-	-	-
NCAA	-	-	-
Less: Notice of Transfer of Allocations (NTA)* issued	-	117,311,000.00	117,311,000.00
Total Disbursement Authorities Available	225,591,933.93	160,656,401.99	386,248,335.92
Less:			
Lapsed NCA	-	-	-
Disbursements	74,897,984.67	98,241,239.15	173,139,223.82
Less: Other Non-Cash Disbursements	-	-	-
Disbursements effected through outright deductions from claims	-	-	-
Overpayment of expenses(e.g. personnel benefits)	-	-	-
Restitution for loss of government property	-	-	-
Liquidated damages and similar claims	-	-	-
Others (e.g. TEF, BTr, Docs Stamp, etc.)	-	-	-
Add/Less: Adjustments (e.g. cancelled/stated checks)	-	-	-
Balance of Disbursement Authorities as at date	150,693,949.26	62,415,162.84	213,109,112.10
Total Disbursements Program	225,591,933.93	160,656,401.99	386,248,335.92
Less: **Actual Disbursements	74,897,984.67	98,241,239.15	173,139,223.82
(Over)/Under spending	150,693,949.26	62,415,162.84	213,109,112.10


Notes: * The use of NTA is discouraged

** Amounts should tally with the grand total disbursement (column 27).

Certified Correct:


DIÑA M. NILLOSAN

Agency Chief Accountant

Date: 

Approved by:


ENGR. NONITA S. CAGUIOA

Asoc. for Finance, Information Systems and Mining Concerns

Date:

MONTHLY REPORT OF DISBURSEMENTS
For the month of January 2021



Department: Department of Environment and Natural Resources (DENR)
 Agency: Office of the Secretary
 Operating Unit: ALL
 Organization Code: 10 001 0100000
 Fund Cluster: 03 - Special Account - Locally Funded

Particulars	Current Year Budget					Prior Year's Budget											SUB-TOTAL	Trust Liabilities				Grand Total					Remarks
	PS	MOOE	FinEx	CO	TOTAL	Prior Year's Accounts Payable					Current Year's Accounts Payable							PS	MOOE	CO	TOTAL	PS	MOOE	FinEx	CO	TOTAL	
						PS	MOOE	FinEx	CO	Sub-Total	PS	MOOE	FinEx	CO	Sub-Total	TOTAL											
1	2	3	4	5	6=(2+3+4+5)	7	8	9	10	11=(7+8+9+10)	12	13	14	15	16=(12+13+14)	17=(11+16)	18=(6+17)	19	20	21	22=(19+20+21)	23	24	25	26	27=(23+24+25+26)	28
CASH DISBURSEMENTS	-	-	-	-	-	-	-	-	-	-	-	-	-	-	-	-	-	-	-	-	-	-	-	-	-	-	-
Notice of Cash Allocation (NCA)	-	-	-	-	-	-	-	-	-	-	-	-	-	-	-	-	-	-	-	-	-	-	-	-	-	-	-
MDS Checks Issued	-	-	-	-	-	-	-	-	-	-	-	-	-	-	-	-	-	-	-	-	-	-	-	-	-	-	-
Advice to Debit Account	-	-	-	-	-	-	-	-	-	-	-	-	-	-	-	-	-	-	-	-	-	-	-	-	-	-	-
Notice of Transfer Allocations (NTA)	-	-	-	-	-	-	-	-	-	-	-	-	-	-	-	-	-	-	-	-	-	-	-	-	-	-	-
MDS Checks Issued	-	-	-	-	-	-	-	-	-	-	-	-	-	-	-	-	-	-	-	-	-	-	-	-	-	-	-
Advice to Debit Account	-	-	-	-	-	-	-	-	-	-	-	-	-	-	-	-	-	-	-	-	-	-	-	-	-	-	-
Working Fund for FAPs	-	-	-	-	-	-	-	-	-	-	-	-	-	-	-	-	-	-	-	-	-	-	-	-	-	-	-
Cash Disbursement Ceiling (CDC)	-	-	-	-	-	-	-	-	-	-	-	-	-	-	-	-	-	-	-	-	-	-	-	-	-	-	-
TOTAL CASH DISBURSEMENTS	-	-	-	-	-	-	-	-	-	-	-	-	-	-	-	-	-	-	-	-	-	-	-	-	-	-	-
NON-CASH DISBURSEMENTS	-	11,935.69	-	-	11,935.69	-	-	-	-	-	-	-	-	-	-	-	11,935.69	-	-	-	-	-	11,935.69	-	-	11,935.69	-
Tax Remittance Advices Issued (TRA)	-	11,935.69	-	-	11,935.69	-	-	-	-	-	-	-	-	-	-	-	11,935.69	-	-	-	-	-	11,935.69	-	-	11,935.69	-
Non-Cash Availment Authority (NCAA)	-	-	-	-	-	-	-	-	-	-	-	-	-	-	-	-	-	-	-	-	-	-	-	-	-	-	-
Disbursements effected through outright deductions from claims (please specify...)	-	-	-	-	-	-	-	-	-	-	-	-	-	-	-	-	-	-	-	-	-	-	-	-	-	-	-
Overpayment of expenses(e.g. personnel benefits)	-	-	-	-	-	-	-	-	-	-	-	-	-	-	-	-	-	-	-	-	-	-	-	-	-	-	-
Restitution for loss of government property	-	-	-	-	-	-	-	-	-	-	-	-	-	-	-	-	-	-	-	-	-	-	-	-	-	-	-
Liquidated damages and similar claims	-	-	-	-	-	-	-	-	-	-	-	-	-	-	-	-	-	-	-	-	-	-	-	-	-	-	-
Others(TEF, BTr-Documentary Stamp Tax, etc.)	-	-	-	-	-	-	-	-	-	-	-	-	-	-	-	-	-	-	-	-	-	-	-	-	-	-	-
TOTAL NON-CASH DISBURSEMENTS	-	11,935.69	-	-	11,935.69	-	-	-	-	-	-	-	-	-	-	-	11,935.69	-	-	-	-	-	11,935.69	-	-	11,935.69	-
GRAND TOTAL	-	11,935.69	-	-	11,935.69	-	-	-	-	-	-	-	-	-	-	-	11,935.69	-	-	-	-	-	11,935.69	-	-	11,935.69	-


Particulars	Previous Report	This Month	As at Date
(1)	(2)	(3)	(4)
Total Disbursement Authorities Received	-	11,935.69	11,935.69
NCA	-	-	-
NTA	-	-	-
Working Fund	-	-	-
TRA	-	11,935.69	11,935.69
CDC	-	-	-
NCAA	-	-	-
Less: Notice of Transfer of Allocations (NTA)* issued	-	-	-
Total Disbursement Authorities Available	-	11,935.69	11,935.69
Less:	-	-	-
Lapsed NCA Disbursements	-	11,935.69	11,935.69
Less: Other Non-Cash Disbursements	-	-	-
Disbursements effected through outright deductions from claims	-	-	-
Overpayment of expenses(e.g. personnel benefits)	-	-	-
Restitution for loss of government property	-	-	-
Liquidated damages and similar claims	-	-	-
Others (e.g. TEF, BTr, Docs Stamp, etc.)	-	-	-
Add/Less: Adjustments (e.g. cancelled/staled checks)	-	-	-
Balance of Disbursement Authorities as at date	-	-	-
Total Disbursements Program	-	11,935.69	11,935.69
Less: *Actual Disbursements	-	11,935.69	11,935.69
(Over)/Under spending	-	-	-

Notes: * The use of NTA is discouraged
 Notes: ** Amounts should tally with the grand total disbursement (column 27).

Certified Correct:


DINA M. NILLOSAN
 Agency Chief Accountant
 Date: 

Approved by:


ENGR. NONITA S. CAGUIOA
 Asec. for Finance, Information Systems and Mining Concerns
 Date:

MONTHLY REPORT OF DISBURSEMENTS
For the month of January 2021

Department: Department of Environment and Natural Resources (DENR)
 Agency: Office of the Secretary
 Operating Unit: ALL
 Organization Code: 10 001 0100000
 Fund Cluster: 04 - Special Account - Foreign Assisted/Grant

Particulars	Current Year Budget					Prior Year's Budget											SUB-TOTAL	Trust Liabilities				Grand Total					Remarks
	PS	MOOE	FinEx	CO	TOTAL	Prior Year's Accounts Payable					Current Year's Accounts Payable					TOTAL		PS	MOOE	CO	TOTAL	PS	MOOE	FinEx	CO	TOTAL	
						PS	MOOE	FinEx	CO	Sub-Total	PS	MOOE	FinEx	CO	Sub-Total												
1	2	3	4	5	6=(2+3+4+5)	7	8	9	10	11=(7+8+9+10)	12	13	14	15	16=(12+13+14+15)	17=(11+16)	18=(6+17)	19	20	21	22=(19+20+21)	23	24	25	26	27=(23+24+25+26)	28
CASH DISBURSEMENTS	-	-	-	-	-	-	-	-	-	-	-	-	-	-	-	-	-	-	-	-	-	-	-	-	-	-	-
Notice of Cash Allocation (NCA)	-	-	-	-	-	-	-	-	-	-	-	-	-	-	-	-	-	-	-	-	-	-	-	-	-	-	-
MDS Checks Issued	-	-	-	-	-	-	-	-	-	-	-	-	-	-	-	-	-	-	-	-	-	-	-	-	-	-	-
Advice to Debit Account	-	-	-	-	-	-	-	-	-	-	-	-	-	-	-	-	-	-	-	-	-	-	-	-	-	-	-
Notice of Transfer Allocations (NTA)	-	-	-	-	-	-	-	-	-	-	-	-	-	-	-	-	-	-	-	-	-	-	-	-	-	-	-
MDS Checks Issued	-	-	-	-	-	-	-	-	-	-	-	-	-	-	-	-	-	-	-	-	-	-	-	-	-	-	-
Advice to Debit Account	-	-	-	-	-	-	-	-	-	-	-	-	-	-	-	-	-	-	-	-	-	-	-	-	-	-	-
Working Fund for FAPs	-	-	-	-	-	-	-	-	-	-	-	-	-	-	-	-	-	-	-	-	-	-	-	-	-	-	-
Cash Disbursement Ceiling (CDC)	-	-	-	-	-	-	-	-	-	-	-	-	-	-	-	-	-	-	-	-	-	-	-	-	-	-	-
TOTAL CASH DISBURSEMENTS	-	-	-	-	-	-	-	-	-	-	-	-	-	-	-	-	-	-	-	-	-	-	-	-	-	-	-
NON-CASH DISBURSEMENTS	-	-	-	-	-	-	-	-	-	-	-	-	-	-	-	-	-	-	-	-	-	-	-	-	-	-	-
Tax Remittance Advices Issued (TRA)	-	-	-	-	-	-	-	-	-	-	-	-	-	-	-	-	-	-	-	-	-	-	-	-	-	-	-
Non-Cash Availment Authority (NCAA)	-	-	-	-	-	-	-	-	-	-	-	-	-	-	-	-	-	-	-	-	-	-	-	-	-	-	-
Disbursements effected through outright deductions from claims (please specify...)	-	-	-	-	-	-	-	-	-	-	-	-	-	-	-	-	-	-	-	-	-	-	-	-	-	-	-
Overpayment of expenses(e.g. personnel benefits)	-	-	-	-	-	-	-	-	-	-	-	-	-	-	-	-	-	-	-	-	-	-	-	-	-	-	-
Restitution for loss of government property	-	-	-	-	-	-	-	-	-	-	-	-	-	-	-	-	-	-	-	-	-	-	-	-	-	-	-
Liquidated damages and similar claims	-	-	-	-	-	-	-	-	-	-	-	-	-	-	-	-	-	-	-	-	-	-	-	-	-	-	-
Others(TEF, BTr-Documentary Stamp Tax, etc.)	-	-	-	-	-	-	-	-	-	-	-	-	-	-	-	-	-	-	-	-	-	-	-	-	-	-	-
TOTAL NON-CASH DISBURSEMENTS	-	-	-	-	-	-	-	-	-	-	-	-	-	-	-	-	-	-	-	-	-	-	-	-	-	-	-
GRAND TOTAL	-	-	-	-	-	-	-	-	-	-	-	-	-	-	-	-	-	-	-	-	-	-	-	-	-	-	-

SUMMARY


Particulars	Previous Report	This Month	As at Date
(1)	(2)	(3)	(4)
Total Disbursement Authorities Received	1,668,661.27	-	1,668,661.27
NCA	-	-	-
NTA	-	-	-
Working Fund	1,668,661.27	-	1,668,661.27
TRA	-	-	-
CDC	-	-	-
NCAA	-	-	-
Less: Notice of Transfer of Allocations (NTA)* issued	-	-	-
Total Disbursement Authorities Available	1,668,661.27	-	1,668,661.27
Less:			
Lapsed NCA	-	-	-
Disbursements	-	-	-
Less: Other Non-Cash Disbursements	-	-	-
Disbursements effected through outright deductions from claims	-	-	-
Overpayment of expenses(e.g. personnel benefits)	-	-	-
Restitution for loss of government property	-	-	-
Liquidated damages and similar claims	-	-	-
Others (e.g. TEF, BTr, Docs Stamp, etc.)	-	-	-
Add/Less: Adjustments (e.g. cancelled/staled checks)	-	-	-
Balance of Disbursement Authorities as at date	1,668,661.27	-	1,668,661.27
Total Disbursements Program	1,668,661.27	-	1,668,661.27
Less: *Actual Disbursements	-	-	-
(Over)/Under spending	1,668,661.27	-	1,668,661.27

Notes: * The use of NTA is discouraged
 Notes: ** Amounts should tally with the grand total disbursement (column 27).

Certified Correct:


 DIÑA M. NILLOSAN

Agency Chief Accountant

Date: 

Approved by:


 ENGR. NONITA S. AGUIÑA

Asec. for Finance, Information Systems and Mining Concerns

Date:

MONTHLY REPORT OF DISBURSEMENTS
For the month of January 2021

Department: Department of Environment and Natural Resources (DENR)
Agency: Office of the Secretary
Operating Unit: ALL
Organization Code: 10 001 0100000
Fund Cluster: 07 - Trust Fund

Particulars	Current Year Budget					Prior Year's Budget											SUB-TOTAL	Trust Liabilities				Grand Total					Remarks
	PS	MOOE	FinEx	CO	TOTAL	Prior Year's Accounts Payable					Current Year's Accounts Payable					TOTAL		PS	MOOE	CO	TOTAL	PS	MOOE	FinEx	CO	TOTAL	
						PS	MOOE	FinEx	CO	Sub-Total	PS	MOOE	FinEx	CO	Sub-Total												
1	2	3	4	5	6=(2+3+4+5)	7	8	9	10	11=(7+8+9+10)	12	13	14	15	16=(12+13+14+15)	17=(11+16)	18=(6+17)	19	20	21	22=(19+20+21)	23	24	25	26	27=(23+24+25+26)	28
CASH DISBURSEMENTS	-	-	-	-	-	-	-	-	-	-	-	-	-	-	-	-	-	-	955,675.64	12,250.00	967,925.64	-	955,675.64	-	12,250.00	967,925.64	-
Notice of Cash Allocation (NCA)	-	-	-	-	-	-	-	-	-	-	-	-	-	-	-	-	-	-	955,675.64	12,250.00	967,925.64	-	955,675.64	-	12,250.00	967,925.64	-
MDS Checks Issued	-	-	-	-	-	-	-	-	-	-	-	-	-	-	-	-	-	-	-	-	-	-	-	-	-	-	-
Advice to Debit Account	-	-	-	-	-	-	-	-	-	-	-	-	-	-	-	-	-	-	955,675.64	12,250.00	967,925.64	-	955,675.64	-	12,250.00	967,925.64	-
Notice of Transfer Allocations (NTA)	-	-	-	-	-	-	-	-	-	-	-	-	-	-	-	-	-	-	-	-	-	-	-	-	-	-	-
MDS Checks Issued	-	-	-	-	-	-	-	-	-	-	-	-	-	-	-	-	-	-	-	-	-	-	-	-	-	-	-
Advice to Debit Account	-	-	-	-	-	-	-	-	-	-	-	-	-	-	-	-	-	-	-	-	-	-	-	-	-	-	-
Working Fund for FAPs	-	-	-	-	-	-	-	-	-	-	-	-	-	-	-	-	-	-	-	-	-	-	-	-	-	-	-
Cash Disbursement Ceiling (CDC)	-	-	-	-	-	-	-	-	-	-	-	-	-	-	-	-	-	-	-	-	-	-	-	-	-	-	-
TOTAL CASH DISBURSEMENTS	-	-	-	-	-	-	-	-	-	-	-	-	-	-	-	-	-	-	955,675.64	12,250.00	967,925.64	-	955,675.64	-	12,250.00	967,925.64	-
NON-CASH DISBURSEMENTS	-	-	-	-	-	-	-	-	-	-	-	-	-	-	-	-	-	-	90,210.28	-	90,210.28	-	90,210.28	-	-	90,210.28	-
Tax Remittance Advices Issued (TRA)	-	-	-	-	-	-	-	-	-	-	-	-	-	-	-	-	-	-	90,210.28	-	90,210.28	-	90,210.28	-	-	90,210.28	-
Non-Cash Availment Authority (NCAA)	-	-	-	-	-	-	-	-	-	-	-	-	-	-	-	-	-	-	-	-	-	-	-	-	-	-	-
Disbursements effected through outright deductions from claims (please specify...)	-	-	-	-	-	-	-	-	-	-	-	-	-	-	-	-	-	-	-	-	-	-	-	-	-	-	-
Overpayment of expenses(e.g. personnel benefits)	-	-	-	-	-	-	-	-	-	-	-	-	-	-	-	-	-	-	-	-	-	-	-	-	-	-	-
Restitution for loss of government property	-	-	-	-	-	-	-	-	-	-	-	-	-	-	-	-	-	-	-	-	-	-	-	-	-	-	-
Liquidated damages and similar claims	-	-	-	-	-	-	-	-	-	-	-	-	-	-	-	-	-	-	-	-	-	-	-	-	-	-	-
Others(TEF, BTr-Documentary Stamp Tax, etc.)	-	-	-	-	-	-	-	-	-	-	-	-	-	-	-	-	-	-	-	-	-	-	-	-	-	-	-
TOTAL NON-CASH DISBURSEMENTS	-	-	-	-	-	-	-	-	-	-	-	-	-	-	-	-	-	-	90,210.28	-	90,210.28	-	90,210.28	-	-	90,210.28	-
GRAND TOTAL	-	-	-	-	-	-	-	-	-	-	-	-	-	-	-	-	-	-	1,045,885.92	12,250.00	1,058,135.92	-	1,045,885.92	-	12,250.00	1,058,135.92	-

SUMMARY

Particulars	Previous Report	This Month	As at Date
(1)	(2)	(3)	(4)
Total Disbursement Authorities Received	-	2,907,210.28	2,907,210.28
NCA	-	2,817,000.00	2,817,000.00
NTA	-	-	-
Working Fund	-	-	-
TRA	-	90,210.28	90,210.28
CDC	-	-	-
NCAA	-	-	-
Less: Notice of Transfer of Allocations (NTA)* issued	-	-	-
Total Disbursement Authorities Available	-	2,907,210.28	2,907,210.28
Less:	-	-	-
Lapsed NCA	-	-	-
Disbursements	-	1,058,135.92	1,058,135.92
Less: Other Non-Cash Disbursements	-	-	-
Disbursements effected through outright deductions from claims	-	-	-
Overpayment of expenses(e.g. personnel benefits)	-	-	-
Restitution for loss of government property	-	-	-
Liquidated damages and similar claims	-	-	-
Others (e.g. TEF, BTr, Docs Stamp, etc.)	-	-	-
Add/Less: Adjustments (e.g. cancelled/staled checks)	-	-	-
Balance of Disbursement Authorities as at date	-	1,849,074.36	1,849,074.36
Total Disbursements Program	-	2,907,210.28	2,907,210.28
Less: *Actual Disbursements	-	1,058,135.92	1,058,135.92
(Over)/Under spending	-	1,849,074.36	1,849,074.36

Notes: * The use of NTA is discouraged

Notes: ** Amounts should tally with the grand total disbursement (column 27).

Certified Correct:


DINA M. NILLOSAN

Agency Chief Accountant

Date:

16/1/21

Approved by:


ENGR. NONITA S. CARUIO

Asec. for Finance, Information Systems and Mining Concerns

Date: