

MONTHLY REPORT OF DISBURSEMENTS  
For the month of December 2020



Department: Department of Environment and Natural Resources (DENR)  
Agency: Office of the Secretary  
Operating Unit: ALL  
Organization Code: 10 001 0100000  
Fund Cluster: 01 - Regular Agency Fund

Particulars	Current Year Budget					Prior Year's Budget											SUB-TOTAL	Trust Liabilities				Grand Total					Remarks	
	PS	MOOE	FinEx	CO	TOTAL	Prior Year's Accounts Payable					Current Year's Accounts Payable					TOTAL		PS	MOOE	CO	TOTAL	PS	MOOE	FinEx	CO	TOTAL		
						PS	MOOE	FinEx	CO	Sub-Total	PS	MOOE	FinEx	CO	Sub-Total													PS
1	2	3	4	5	6=(2+3+4+5)	7	8	9	10	11=(7+8+9+10)	12	13	14	15	16=(12+13+14+15)	17=(11+16)	18=(6+17)	19	20	21	22=(19+20+21)	23	24	25	26	27=(23+24+25+26)	28	
CASH DISBURSEMENTS	1,004,713,501.98	758,054,660.31	-	316,983,876.33	2,079,752,038.61	1,806,686.26	14,783,835.82	-	58,139,015.08	74,729,537.16	-	8,469,167.63	-	1,120,919.92	9,590,087.55	84,319,624.71	2,164,071,663.32	-	-	-	-	1,006,520,188.24	781,307,663.76	-	376,243,811.33	2,164,071,663.32		
Notice of Cash Allocation (NCA)	962,739,283.58	719,439,415.88	-	308,275,965.55	1,990,454,665.00	1,793,946.38	14,252,721.02	-	56,122,991.07	72,169,658.47	-	8,289,094.26	-	1,120,919.92	9,410,014.18	81,579,672.65	2,072,034,337.65	-	-	-	-	964,533,229.96	741,981,231.16	-	365,519,876.54	2,072,034,337.65		
MDS Checks Issued	210,713,167.52	205,851,516.40	-	105,659,451.69	522,224,135.61	7,390.67	3,673,676.70	-	14,041,198.78	17,722,266.15	-	1,001,895.93	-	385,500.00	1,387,395.93	19,109,662.08	541,333,797.69	-	-	-	-	210,720,558.19	210,527,089.03	-	120,086,150.47	541,333,797.69		
Advice to Debit Account	752,026,116.06	513,587,899.48	-	202,616,513.86	1,468,230,529.39	1,786,555.71	10,579,044.32	-	42,081,792.29	54,447,392.32	-	7,287,198.33	-	735,419.92	8,022,618.25	62,470,010.57	1,530,700,539.96	-	-	-	-	753,812,671.77	531,454,142.13	-	245,433,726.07	1,530,700,539.96		
Notice of Transfer Allocations (NTA)	41,974,218.40	38,615,244.43	-	8,707,910.78	89,297,373.61	12,739.88	531,114.80	-	2,016,024.01	2,559,878.69	-	180,073.37	-	-	180,073.37	2,739,952.06	92,037,325.67	-	-	-	-	41,986,958.28	39,326,432.60	-	10,723,934.79	92,037,325.67		
MDS Checks Issued	7,724,150.42	4,133,579.05	-	68,005.63	11,925,735.10	12,739.88	-	-	-	12,739.88	-	-	-	-	-	12,739.88	11,938,474.98	-	-	-	-	7,736,890.30	4,133,579.05	-	68,005.63	11,938,474.98		
Advice to Debit Account	34,250,067.98	34,481,665.38	-	8,639,905.15	77,371,638.51	-	531,114.80	-	2,016,024.01	2,547,138.81	-	180,073.37	-	-	180,073.37	2,727,212.18	80,098,850.69	-	-	-	-	34,250,067.98	35,192,853.55	-	10,655,929.16	80,098,850.69		
Working Fund for FAPs	-	-	-	-	-	-	-	-	-	-	-	-	-	-	-	-	-	-	-	-	-	-	-	-	-	-	-	
Cash Disbursement Ceiling (CDC)	-	-	-	-	-	-	-	-	-	-	-	-	-	-	-	-	-	-	-	-	-	-	-	-	-	-	-	
<b>TOTAL CASH DISBURSEMENTS</b>	<b>1,004,713,501.98</b>	<b>758,054,660.31</b>	<b>-</b>	<b>316,983,876.33</b>	<b>2,079,752,038.61</b>	<b>1,806,686.26</b>	<b>14,783,835.82</b>	<b>-</b>	<b>58,139,015.08</b>	<b>74,729,537.16</b>	<b>-</b>	<b>8,469,167.63</b>	<b>-</b>	<b>1,120,919.92</b>	<b>9,590,087.55</b>	<b>84,319,624.71</b>	<b>2,164,071,663.32</b>	<b>-</b>	<b>-</b>	<b>-</b>	<b>-</b>	<b>1,006,520,188.24</b>	<b>781,307,663.76</b>	<b>-</b>	<b>376,243,811.33</b>	<b>2,164,071,663.32</b>		
NON-CASH DISBURSEMENTS	28,816,084.02	18,452,267.45	-	7,229,556.26	54,497,907.73	-	269,553.60	-	1,385,207.77	1,654,761.37	-	123,107.28	-	51,013.74	174,121.02	1,828,882.39	56,326,790.12	-	-	-	-	28,816,084.02	18,844,928.33	-	8,665,777.77	56,326,790.12		
Tax Remittance Advices Issued (TRA)	28,816,084.02	18,111,964.45	-	7,229,556.26	54,157,604.73	-	269,553.60	-	1,385,207.77	1,654,761.37	-	123,107.28	-	51,013.74	174,121.02	1,828,882.39	55,986,487.12	-	-	-	-	28,816,084.02	18,504,625.33	-	8,665,777.77	55,986,487.12		
Non-Cash Availment Authority (NCAA)	-	340,303.00	-	-	340,303.00	-	-	-	-	-	-	-	-	-	-	340,303.00	-	-	-	-	-	-	340,303.00	-	-	340,303.00		
Disbursements effected through outright deductions from claims (please specify...)	-	-	-	-	-	-	-	-	-	-	-	-	-	-	-	-	-	-	-	-	-	-	-	-	-	-	-	
Overpayment of expenses(e.g. personnel benefits)	-	-	-	-	-	-	-	-	-	-	-	-	-	-	-	-	-	-	-	-	-	-	-	-	-	-	-	
Restitution for loss of government property	-	-	-	-	-	-	-	-	-	-	-	-	-	-	-	-	-	-	-	-	-	-	-	-	-	-	-	
Liquidated damages and similar claims	-	-	-	-	-	-	-	-	-	-	-	-	-	-	-	-	-	-	-	-	-	-	-	-	-	-	-	
Others(TEF BTr-Documentary Stamp Tax etc.)	-	-	-	-	-	-	-	-	-	-	-	-	-	-	-	-	-	-	-	-	-	-	-	-	-	-	-	
<b>TOTAL NON-CASH DISBURSEMENTS</b>	<b>28,816,084.02</b>	<b>18,452,267.45</b>	<b>-</b>	<b>7,229,556.26</b>	<b>54,497,907.73</b>	<b>-</b>	<b>269,553.60</b>	<b>-</b>	<b>1,385,207.77</b>	<b>1,654,761.37</b>	<b>-</b>	<b>123,107.28</b>	<b>-</b>	<b>51,013.74</b>	<b>174,121.02</b>	<b>1,828,882.39</b>	<b>56,326,790.12</b>	<b>-</b>	<b>-</b>	<b>-</b>	<b>-</b>	<b>28,816,084.02</b>	<b>18,844,928.33</b>	<b>-</b>	<b>8,665,777.77</b>	<b>56,326,790.12</b>		
<b>GRAND TOTAL</b>	<b>1,033,529,586.00</b>	<b>776,506,927.76</b>	<b>-</b>	<b>324,213,432.59</b>	<b>2,134,249,946.34</b>	<b>1,806,686.26</b>	<b>15,053,389.42</b>	<b>-</b>	<b>59,524,222.85</b>	<b>76,384,298.53</b>	<b>-</b>	<b>8,592,274.91</b>	<b>-</b>	<b>1,171,933.66</b>	<b>9,764,208.57</b>	<b>86,148,507.10</b>	<b>2,220,398,453.44</b>	<b>-</b>	<b>-</b>	<b>-</b>	<b>-</b>	<b>1,035,336,272.26</b>	<b>800,152,592.09</b>	<b>-</b>	<b>384,909,589.10</b>	<b>2,220,398,453.44</b>		

**SUMMARY**

Particulars	Previous Report	This Month	As at Date
(1)	(2)	(3)	(4)
Total Disbursement Authorities Received	16,390,433,421.77	1,424,488,692.75	17,814,922,114.52
NCA	14,539,225,536.10	1,037,889,673.48	15,577,115,209.58
NTA	1,367,004,466.46	330,612,532.15	1,697,616,998.61
Working Fund	-	-	-
TRA	484,203,419.21	55,986,487.12	540,189,906.33
CDC	-	-	-
NCAA	-	-	-
Less: Notice of Transfer of Allocations (NTA)* issued	1,606,279,686.68	395,397,524.83	2,001,677,211.51
Total Disbursement Authorities Available	14,784,153,735.09	1,029,091,167.92	15,813,244,903.01
Less:			
Lapsed NCA	1,089,682,617.44	32,207,632.31	1,121,890,249.75
***Disbursements	12,509,788,780.39	2,220,398,453.44	14,730,187,233.83
Less: Other Non-Cash Disbursements	-	-	-
Disbursements effected through outright deductions from claims	-	-	-
Overpayment of expenses(e.g. personnel benefits)	-	-	-
Restitution for loss of government property	-	-	-
Liquidated damages and similar claims	-	-	-
Others (e.g. TEF BTr Docs Stamp etc.)	-	-	-
Add/Less: Adjustments (e.g. cancelled/staled checks)	24,239,889.82	14,592,690.75	38,832,580.57
Balance of Disbursement Authorities as at date	1,208,922,227.08	(1,208,922,227.08)	0.00
Total Disbursements Program	14,808,393,624.91	1,043,683,858.67	15,852,077,483.58
Less: **Actual Disbursements	12,509,788,780.39	2,220,398,453.44	14,730,187,233.83
(Over)/Under spending	2,298,604,844.52	(1,176,714,594.77)	1,121,890,249.75

Notes: \* The use of NTA is discouraged  
\*\* Amounts should tally with the grand total disbursement (column 27).

Certified Correct:  
  
DIANA M. NILLOSAN  
Agency Chief Accountant  
Date: 

Approved by:  
  
NONITA S. CAGUNA  
Assistant Secretary for Finance Information Systems and Mining Concerns  
Date:

**MONTHLY REPORT OF DISBURSEMENTS**  
For the month of December 2020

Department: Department of Environment and Natural Resources (DENR)  
 Agency: Office of the Secretary  
 Operating Unit: ALL  
 Organization Code: 10 001 0100000  
 Fund Cluster: 02 - Foreign Assisted Projects Fund

Particulars	Current Year Budget					Prior Year's Accounts Payable					Current Year's Accounts Payable					Prior Year's Budget					Trust Liabilities					Grand Total					Remarks
	PS	MOOE	FinEx	CO	TOTAL	PS	MOOE	FinEx	CO	Sub-Total	PS	MOOE	FinEx	CO	Sub-Total	TOTAL	SUB-TOTAL	PS	MOOE	FinEx	CO	TOTAL	PS	MOOE	FinEx	CO	TOTAL				
CASH DISBURSEMENTS	1	2	3	4	5	6=(2+3+4+5)	7	8	9	10	11=(7+8+9+10)	12	13	14	15	16=(12+13+14+15)	17=(11+16)	18=(6+17)	19	20	21	22=(19+20+21)	23	24	25	26	27=(23+24+25+26)	28			
Notice of Cash Allocation (NCA)	-	-	-	-	-	-	-	-	-	-	-	-	-	-	-	-	-	-	-	-	-	-	-	-	-	-	-	-	-		
MDS Checks Issued	-	-	-	-	-	-	-	-	-	-	-	-	-	-	-	-	-	-	-	-	-	-	-	-	-	-	-	-	-		
Advice to Debit Account	-	-	-	-	-	-	-	-	-	-	-	-	-	-	-	-	-	-	-	-	-	-	-	-	-	-	-	-	-		
Notice of Transfer Allocations (NTA)	-	-	-	-	-	-	-	-	-	-	-	-	-	-	-	-	-	-	-	-	-	-	-	-	-	-	-	-	-		
MDS Checks Issued	-	-	-	-	-	-	-	-	-	-	-	-	-	-	-	-	-	-	-	-	-	-	-	-	-	-	-	-	-		
Advice to Debit Account	-	-	-	-	-	-	-	-	-	-	-	-	-	-	-	-	-	-	-	-	-	-	-	-	-	-	-	-	-		
Working Fund for FAPs	-	-	-	-	-	-	-	-	-	-	-	-	-	-	-	-	-	-	-	-	-	-	-	-	-	-	-	-	-		
Cash Disbursement Ceiling (CDC)	-	-	-	-	-	-	-	-	-	-	-	-	-	-	-	-	-	-	-	-	-	-	-	-	-	-	-	-	-		
<b>TOTAL CASH DISBURSEMENTS</b>	-	-	-	-	-	-	-	-	-	-	-	-	-	-	-	-	-	-	-	-	-	-	-	-	-	-	-	-	-		
NON-CASH DISBURSEMENTS	-	-	-	-	-	-	-	-	-	-	-	-	-	-	-	-	-	-	-	-	-	-	-	-	-	-	-	-	-		
Tax Remittance Advices Issued (TRA)	-	-	-	-	-	-	-	-	-	-	-	-	-	-	-	-	-	-	-	-	-	-	-	-	-	-	-	-	-		
Non-Cash Availment Authority (NCAA)	-	-	-	-	-	-	-	-	-	-	-	-	-	-	-	-	-	-	-	-	-	-	-	-	-	-	-	-	-		
Disbursements effected through outright deductions from claims (please specify...)	-	-	-	-	-	-	-	-	-	-	-	-	-	-	-	-	-	-	-	-	-	-	-	-	-	-	-	-	-		
Overpayment of expenses (e.g. personnel benefits)	-	-	-	-	-	-	-	-	-	-	-	-	-	-	-	-	-	-	-	-	-	-	-	-	-	-	-	-	-		
Restitution for loss of government property	-	-	-	-	-	-	-	-	-	-	-	-	-	-	-	-	-	-	-	-	-	-	-	-	-	-	-	-	-		
Liquidated damages and similar claims	-	-	-	-	-	-	-	-	-	-	-	-	-	-	-	-	-	-	-	-	-	-	-	-	-	-	-	-	-		
Others (TEF-BIT-Documentary Stamp Tax etc.)	-	-	-	-	-	-	-	-	-	-	-	-	-	-	-	-	-	-	-	-	-	-	-	-	-	-	-	-	-		
<b>TOTAL NON-CASH DISBURSEMENTS</b>	-	-	-	-	-	-	-	-	-	-	-	-	-	-	-	-	-	-	-	-	-	-	-	-	-	-	-	-	-		
<b>GRAND TOTAL</b>	-	-	-	-	-	-	-	-	-	-	-	-	-	-	-	-	-	-	-	-	-	-	-	-	-	-	-	-	-		

Particulars	Previous Report				This Month				As at Date			
	(1)	(2)	(3)	(4)	(1)	(2)	(3)	(4)	(1)	(2)	(3)	(4)
Total Disbursement Authorities Received	-	1,780,915,222.35	289,362,029.91	2,050,277,252.26	-	1,028,285,055.40	132,233,704.61	1,160,518,760.01	-	1,780,915,222.35	289,362,029.91	2,050,277,252.26
NCA	-	470,470,963.85	46,062,243.61	516,533,207.46	-	632,581,602.42	102,033,315.87	734,614,918.29	-	470,470,963.85	46,062,243.61	516,533,207.46
NTA	-	150,005,287.62	8,483,057.00	158,488,344.62	-	14,475,913.74	423,461.58	14,899,375.32	-	150,005,287.62	8,483,057.00	158,488,344.62
Working Fund	-	1,121,827,823.13	205,747,657.73	1,327,575,480.86	-	632,581,602.42	102,033,315.87	734,614,918.29	-	1,121,827,823.13	205,747,657.73	1,327,575,480.86
TRA	-	38,611,147.75	9,059,071.57	47,670,219.32	-	14,475,913.74	423,461.58	14,899,375.32	-	38,611,147.75	9,059,071.57	47,670,219.32
CDC	-	-	-	-	-	-	-	-	-	-	-	-
NCAA	-	-	-	-	-	-	-	-	-	-	-	-
Less: Notice of Transfer of Allocations (NTA)* Issued	-	-	-	-	-	-	-	-	-	-	-	-
Total Disbursement Authorities Available	-	1,028,285,055.40	132,233,704.61	1,160,518,760.01	-	632,581,602.42	102,033,315.87	734,614,918.29	-	1,028,285,055.40	132,233,704.61	1,160,518,760.01
Less:	-	-	-	-	-	-	-	-	-	-	-	-
Lapsed NCA	-	14,475,913.74	423,461.58	14,899,375.32	-	-	-	-	-	-	-	-
Disbursements	-	632,581,602.42	102,033,315.87	734,614,918.29	-	-	-	-	-	-	-	-
Less: Other Non-Cash Disbursements	-	-	-	-	-	-	-	-	-	-	-	-
Disbursements effected through outright deductions from claims	-	-	-	-	-	-	-	-	-	-	-	-
Overpayment of expenses (e.g. personnel benefits)	-	-	-	-	-	-	-	-	-	-	-	-
Restitution for loss of government property	-	-	-	-	-	-	-	-	-	-	-	-
Liquidated damages and similar claims	-	-	-	-	-	-	-	-	-	-	-	-
Others (e.g. TEF-BIT- Docs Stamp etc.)	-	-	-	-	-	-	-	-	-	-	-	-
Add/less: Adjustments (e.g. cancelled/staled checks)	-	330,578.85	-	330,578.85	-	-	-	-	-	-	-	-
Balance of Disbursement Authorities as at date	-	105,903,229.64	34,671,547.85	140,574,777.49	-	330,578.85	140,574,777.49	330,578.85	-	105,903,229.64	34,671,547.85	140,574,777.49
Total Disbursements Program	-	752,960,745.80	137,120,325.30	890,089,071.10	-	632,581,602.42	102,033,315.87	734,614,918.29	-	752,960,745.80	137,120,325.30	890,089,071.10
Less: ** Actual Disbursements	-	632,581,602.42	102,033,315.87	734,614,918.29	-	632,581,602.42	102,033,315.87	734,614,918.29	-	632,581,602.42	102,033,315.87	734,614,918.29
(Over)/Under spending	-	120,379,143.38	35,095,009.43	155,474,152.81	-	120,379,143.38	35,095,009.43	155,474,152.81	-	120,379,143.38	35,095,009.43	155,474,152.81

Notes: \* The use of NTA is discouraged  
 \*\* Amounts should tally with the grand total disbursement (column 27).

Certified Correct:

*Dina M. Millosan*  
 DINA M. MILLOSAN  
 Agency Chief Accountant  
 Date: \_\_\_\_\_

Approved by:

*Nonita S. Castibon*  
 NONITA S. CASTIBON  
 Assistant Secretary for Finance Information Systems and Mining Concerns  
 Date: \_\_\_\_\_



MONTHLY REPORT OF DISBURSEMENTS  
For the month of December 2020

Department: Department of Environment and Natural Resources (DENR)  
 Agency: Office of the Secretary  
 Operating Unit: ALL  
 Organization Code: 10 001 0100000  
 Fund Cluster: 03 - Special Account - Locally Funded

Particulars	Current Year Budget					Prior Year's Accounts Payable					Prior Year's Budget					Current Year's Accounts Payable					Trust Liabilities					Grand Total					Remarks
	PS	MOOE	FinEx	CO	TOTAL	PS	MOOE	FinEx	CO	Sub-Total	PS	MOOE	FinEx	CO	Sub-Total	TOTAL	SUB-TOTAL	PS	MOOE	FinEx	CO	Sub-Total	TOTAL	PS	MOOE	FinEx	CO	TOTAL			
CASH DISBURSEMENTS	-	3,055,128.15	-	-	3,055,128.15	-	-	-	-	-	-	-	-	-	-	-	6,085,853.94	-	-	-	-	-	-	-	-	-	-	-	-	-	-
Notice of Cash Allocation (NCA)	-	2,955,128.15	-	-	2,955,128.15	-	-	-	-	-	-	-	-	-	-	-	5,985,853.94	-	-	-	-	-	-	-	-	-	-	-	-	-	
MCS Checks Issued	-	499,289.01	-	-	499,289.01	-	-	-	-	-	-	-	-	-	-	-	967,890.49	-	-	-	-	-	-	-	-	-	-	-	-	-	
Advice to Debit Account	-	2,455,859.14	-	-	2,455,859.14	-	-	-	-	-	-	-	-	-	-	-	5,018,023.45	-	-	-	-	-	-	-	-	-	-	-	-	-	
Notice of Transfer Allocations (NTA)	-	100,000.00	-	-	100,000.00	-	-	-	-	-	-	-	-	-	-	-	100,000.00	-	-	-	-	-	-	-	-	-	-	-	-	-	
MCS Checks Issued	-	100,000.00	-	-	100,000.00	-	-	-	-	-	-	-	-	-	-	-	100,000.00	-	-	-	-	-	-	-	-	-	-	-	-	-	
Advice to Debit Account	-	100,000.00	-	-	100,000.00	-	-	-	-	-	-	-	-	-	-	-	100,000.00	-	-	-	-	-	-	-	-	-	-	-	-	-	
Working Fund for FAPs	-	-	-	-	-	-	-	-	-	-	-	-	-	-	-	-	-	-	-	-	-	-	-	-	-	-	-	-	-	-	
Cash Disbursement Ceiling (CDC)	-	-	-	-	-	-	-	-	-	-	-	-	-	-	-	-	-	-	-	-	-	-	-	-	-	-	-	-	-	-	
TOTAL CASH DISBURSEMENTS	-	3,055,128.15	-	-	3,055,128.15	-	-	-	-	-	-	-	-	-	-	-	6,085,853.94	-	-	-	-	-	-	-	-	-	-	-	-	-	
NON-CASH DISBURSEMENTS	-	100,845.64	-	-	100,845.64	-	-	-	-	-	-	-	-	-	-	-	135,994.26	-	-	-	-	-	-	-	-	-	-	-	-	-	
Tax Remittance Advice Issued (TRA)	-	100,845.64	-	-	100,845.64	-	-	-	-	-	-	-	-	-	-	-	135,994.26	-	-	-	-	-	-	-	-	-	-	-	-	-	
Non-Cash Availment Authority (NCAA)	-	-	-	-	-	-	-	-	-	-	-	-	-	-	-	-	-	-	-	-	-	-	-	-	-	-	-	-	-	-	
Disbursements effected through outright deductions from claims (please specify...)	-	-	-	-	-	-	-	-	-	-	-	-	-	-	-	-	-	-	-	-	-	-	-	-	-	-	-	-	-	-	
Overpayment of expenses (e.g. personnel benefits)	-	-	-	-	-	-	-	-	-	-	-	-	-	-	-	-	-	-	-	-	-	-	-	-	-	-	-	-	-	-	
Restitution for loss of government property	-	-	-	-	-	-	-	-	-	-	-	-	-	-	-	-	-	-	-	-	-	-	-	-	-	-	-	-	-	-	
Liquidated damages and similar claims	-	-	-	-	-	-	-	-	-	-	-	-	-	-	-	-	-	-	-	-	-	-	-	-	-	-	-	-	-	-	
Others (TEF, BTR, Documentary Stamp Tax, etc.)	-	-	-	-	-	-	-	-	-	-	-	-	-	-	-	-	-	-	-	-	-	-	-	-	-	-	-	-	-	-	
TOTAL NON-CASH DISBURSEMENTS	-	100,845.64	-	-	100,845.64	-	-	-	-	-	-	-	-	-	-	-	135,994.26	-	-	-	-	-	-	-	-	-	-	-	-	-	
GRAND TOTAL	-	3,155,973.79	-	-	3,155,973.79	-	-	-	-	-	-	-	-	-	-	-	6,221,848.20	-	-	-	-	-	-	-	-	-	-	-	-	-	

Particulars	Previous Report					This Month					As at Date				
	(1)	(2)	(3)	(4)	(5)	(6)	(7)	(8)	(9)	(10)	(11)	(12)	(13)	(14)	(15)
Total Disbursement Authorities Received		20,270,359.64	235,994.26	20,506,353.90											
NCA		19,856,187.00	-	19,856,187.00											
NTA		300,000.00	100,000.00	400,000.00											
Working Fund		114,172.64	135,994.26	250,166.90											
TRA		-	-	-											
CDC		-	-	-											
NCAA		-	-	-											
Less: Notice of Transfer of Allocations (NTA) Issued		300,000.00	100,000.00	400,000.00											
Total Disbursement Authorities Available		19,970,359.64	135,994.26	20,106,353.90											
Less:															
Lapsed NCA		777,200.22	7,156,972.28	7,934,172.50											
Disbursements		5,950,333.20	6,221,848.20	12,172,181.40											
Less: Other Non-Cash Disbursements		-	-	-											
Disbursements effected through outright deductions from claims		-	-	-											
Overpayment of expenses (e.g. personnel benefits)		-	-	-											
Restitution for loss of government property		-	-	-											
Liquidated damages and similar claims		-	-	-											
Others (e.g. TEF, BTR, Docs Stamp, etc.)		-	-	-											
Add/less: Adjustments (e.g. cancelled/stated checks)		13,242,826.22	(13,242,826.22)	-											
Balance of Disbursement Authorities as at date		19,970,359.64	135,994.26	20,106,353.90											
Total Disbursements Program		5,950,333.20	6,221,848.20	12,172,181.40											
Less: Actual Disbursements		14,020,026.44	(6,085,853.94)	7,934,172.50											
(Over)/Under spending		-	-	-											

Notes: \* The use of NTA is discouraged  
 Notes: \*\* Amounts should tally with the grand total disbursement (column 27).

Certified Correct:  
  
 DINIA M. NILLOSAN  
 Agency Chief Accountant  
 Date: 

Approved by:  
  
 NONITA S. CAGUNA  
 Assistant Secretary for Finance Information Systems and Mining Concerns  
 Date: 


**MONTHLY REPORT OF DISBURSEMENTS**  
For the month of December 2020

Department: Department of Environment and Natural Resources (DENR)  
 Agency: Office of the Secretary  
 Operating Unit: ALL  
 Organization Code: 10 001 0100000  
 Fund Cluster: 04 - Special Account - Foreign Assisted/Grant

Particulars	Current Year Budget					Prior Year's Accounts Payable					Prior Year's Budget					Trust Liabilities					Grand Total					Remarks		
	PS	MOOE	Finex	CO	TOTAL	PS	MOOE	Finex	CO	Sub-Total	PS	MOOE	Finex	CO	Sub-Total	TOTAL	SUB-TOTAL	PS	MOOE	CO	TOTAL	PS	MOOE	Finex	CO		TOTAL	
CASH DISBURSEMENTS	1	2	3	4	5	6=(2+3+4+5)	7	8	9	10	11=(7+8+9+10)	12	13	14	15	16=(12+13+14+15)	17=(11+16)	18=(6+17)	19	20	21	22=(19+20+21)	23	24	25	26	27=(23+24+25+26)	28
Notice of Cash Allocation (NCA)	-	-	-	-	-	-	-	-	-	-	-	-	-	-	-	-	-	-	-	-	-	-	-	-	-	-	-	-
MDS Checks Issued	-	-	-	-	-	-	-	-	-	-	-	-	-	-	-	-	-	-	-	-	-	-	-	-	-	-	-	-
Advice to Debt Account	-	-	-	-	-	-	-	-	-	-	-	-	-	-	-	-	-	-	-	-	-	-	-	-	-	-	-	-
Notice of Transfer Allocations (NTA)	-	-	-	-	-	-	-	-	-	-	-	-	-	-	-	-	-	-	-	-	-	-	-	-	-	-	-	-
MDS Checks Issued	-	-	-	-	-	-	-	-	-	-	-	-	-	-	-	-	-	-	-	-	-	-	-	-	-	-	-	-
Advice to Debt Account	-	-	-	-	-	-	-	-	-	-	-	-	-	-	-	-	-	-	-	-	-	-	-	-	-	-	-	-
Working Fund for FAPs	-	-	-	-	-	-	-	-	-	-	-	-	-	-	-	-	-	-	-	-	-	-	-	-	-	-	-	-
Cash Disbursement Ceiling (CDC)	-	-	-	-	-	-	-	-	-	-	-	-	-	-	-	-	-	-	-	-	-	-	-	-	-	-	-	-
<b>TOTAL CASH DISBURSEMENTS</b>	-	-	-	-	-	-	-	-	-	-	-	-	-	-	-	-	-	-	-	-	-	-	-	-	-	-	-	-
<b>NON-CASH DISBURSEMENTS</b>	-	-	-	-	-	-	-	-	-	-	-	-	-	-	-	-	-	-	-	-	-	-	-	-	-	-	-	-
Tax Remittance Advances Issued (TRA)	-	-	-	-	-	-	-	-	-	-	-	-	-	-	-	-	-	-	-	-	-	-	-	-	-	-	-	-
Non-Cash Availment Authority (NCAA)	-	-	-	-	-	-	-	-	-	-	-	-	-	-	-	-	-	-	-	-	-	-	-	-	-	-	-	-
Disbursements effected through outright deductions from claims (please specify...)	-	-	-	-	-	-	-	-	-	-	-	-	-	-	-	-	-	-	-	-	-	-	-	-	-	-	-	-
Overpayment of expenses (e.g. personnel benefits)	-	-	-	-	-	-	-	-	-	-	-	-	-	-	-	-	-	-	-	-	-	-	-	-	-	-	-	-
Restitution for loss of government property	-	-	-	-	-	-	-	-	-	-	-	-	-	-	-	-	-	-	-	-	-	-	-	-	-	-	-	-
Liquidated damages and similar claims	-	-	-	-	-	-	-	-	-	-	-	-	-	-	-	-	-	-	-	-	-	-	-	-	-	-	-	-
Others (TEF BT-Documentary Stamp Tax etc.)	-	-	-	-	-	-	-	-	-	-	-	-	-	-	-	-	-	-	-	-	-	-	-	-	-	-	-	-
<b>TOTAL NON-CASH DISBURSEMENTS</b>	-	-	-	-	-	-	-	-	-	-	-	-	-	-	-	-	-	-	-	-	-	-	-	-	-	-	-	-
<b>GRAND TOTAL</b>	-	-	-	-	-	-	-	-	-	-	-	-	-	-	-	-	-	-	-	-	-	-	-	-	-	-	-	-

Particulars	(1)	Previous Report		This Month		As at Date	
		(2)	(3)	(4)	(5)		
Total Disbursement Authorities Received		2,581,168.28	175.33	2,581,343.61			
NCA		-	-	-			
NTA		-	-	-			
Working Fund		2,581,168.28	175.33	2,581,343.61			
TRA		-	-	-			
CDC		-	-	-			
NCAA		-	-	-			
Less: Notice of Transfer of Allocations (NTA)* Issued		149,570.00	-	149,570.00			
Total Disbursement Authorities Available		2,431,598.28	175.33	2,431,773.61			
Less:							
Lapsed NCA		25,878.73	-	25,878.73			
Disbursements		681,456.32	-	681,456.32			
Less: Other Non-Cash Disbursements		-	-	-			
Disbursements effected through outright deductions from claims		-	-	-			
Overpayment of expenses (e.g. personnel benefits)		-	-	-			
Restitution for loss of government property		-	-	-			
Liquidated damages and similar claims		-	-	-			
Others (e.g. TEF BT- Docs Stamp etc.)		-	-	-			
Address: Adjustments (e.g. cancelled/staled checks)		1,724,263.23	175.33	1,724,438.56			
Total Disbursements Program		2,431,598.28	175.33	2,431,773.61			
Less: * Actual Disbursements		681,456.32	-	681,456.32			
(Over)/Under spending		1,750,141.96	175.33	1,750,317.29			

Notes: \* The use of NTA is discouraged  
 Notes: \*\* Amounts should tally with the grand total disbursement (column 27).

Certified Correct:  
  
 DINIA M. NILLOSAN  
 Agency Chief Accountant  
 Date: \_\_\_\_\_

Approved by:  
  
 NONITA S. CASTIÑO  
 Assistant Secretary for Finance Information Systems and Mining Concerns  
 Date: \_\_\_\_\_

**MONTHLY REPORT OF DISBURSEMENTS**  
For the month of December 2020

Department: Department of Environment and Natural Resources (DENR)  
 Agency: Office of the Secretary  
 Operating Unit: ALL  
 Organization Code: 10 001 0100000  
 Fund Cluster: 07 - Trust Fund

Particulars	Current Year Budget					Prior Year's Budget					Trust Liabilities					Grand Total					Remarks					
	PS	MOOE	FinEx	CO	TOTAL	PS	MOOE	FinEx	CO	TOTAL	PS	MOOE	CO	TOTAL	PS	MOOE	FinEx	CO	TOTAL							
CASH DISBURSEMENTS	-	-	-	-	6=(2+3+4+5)	-	-	-	-	-	-	-	-	-	2,713,845.16	-	-	-	-	2,713,845.16	-	-	-	-	2,713,845.16	
Notice of Cash Allocation (NCA)	-	-	-	-	-	-	-	-	-	-	-	-	-	-	2,713,845.16	-	-	-	-	2,713,845.16	-	-	-	-	2,713,845.16	
MDS Checks Issued	-	-	-	-	-	-	-	-	-	-	-	-	-	-	239,194.85	-	-	-	-	239,194.85	-	-	-	-	239,194.85	
Advice to Debit Account	-	-	-	-	-	-	-	-	-	-	-	-	-	-	2,474,650.31	-	-	-	-	2,474,650.31	-	-	-	-	2,474,650.31	
Notice of Transfer Allocations (NTA)	-	-	-	-	-	-	-	-	-	-	-	-	-	-	-	-	-	-	-	-	-	-	-	-	-	
MDS Checks Issued	-	-	-	-	-	-	-	-	-	-	-	-	-	-	-	-	-	-	-	-	-	-	-	-	-	
Advice to Debit Account	-	-	-	-	-	-	-	-	-	-	-	-	-	-	-	-	-	-	-	-	-	-	-	-	-	
Working Fund for FAPs	-	-	-	-	-	-	-	-	-	-	-	-	-	-	-	-	-	-	-	-	-	-	-	-	-	
Cash Disbursement Ceiling (CDC)	-	-	-	-	-	-	-	-	-	-	-	-	-	-	-	-	-	-	-	-	-	-	-	-	-	
<b>TOTAL CASH DISBURSEMENTS</b>	-	-	-	-	-	-	-	-	-	-	-	-	-	-	2,713,845.16	-	-	-	-	2,713,845.16	-	-	-	-	2,713,845.16	
NON-CASH DISBURSEMENTS	-	-	-	-	-	-	-	-	-	-	-	-	-	-	108,567.99	-	-	-	-	108,567.99	-	-	-	-	108,567.99	
Tax Remittance Advices Issued (TRA)	-	-	-	-	-	-	-	-	-	-	-	-	-	-	108,567.99	-	-	-	-	108,567.99	-	-	-	-	108,567.99	
Non-Cash Availment Authority (NCAA)	-	-	-	-	-	-	-	-	-	-	-	-	-	-	-	-	-	-	-	-	-	-	-	-	-	
Disbursements effected through outright deductions from claims (please specify...)	-	-	-	-	-	-	-	-	-	-	-	-	-	-	-	-	-	-	-	-	-	-	-	-	-	
Overpayment of expenses (e.g. personnel benefits)	-	-	-	-	-	-	-	-	-	-	-	-	-	-	-	-	-	-	-	-	-	-	-	-	-	
Restitution for loss of government property	-	-	-	-	-	-	-	-	-	-	-	-	-	-	-	-	-	-	-	-	-	-	-	-	-	
Liquidated damages and similar claims	-	-	-	-	-	-	-	-	-	-	-	-	-	-	-	-	-	-	-	-	-	-	-	-	-	
Others (TEF BTR-Documentary Stamp Tax, etc.)	-	-	-	-	-	-	-	-	-	-	-	-	-	-	-	-	-	-	-	-	-	-	-	-	-	
<b>TOTAL NON-CASH DISBURSEMENTS</b>	-	-	-	-	-	-	-	-	-	-	-	-	-	-	108,567.99	-	-	-	-	108,567.99	-	-	-	-	108,567.99	
<b>GRAND TOTAL</b>	-	-	-	-	-	-	-	-	-	-	-	-	-	-	2,822,413.15	-	-	-	-	2,822,413.15	-	-	-	-	2,822,413.15	

Particulars	(1)	Previous Report		(3)	(4)
		(2)	(3)		
Total Disbursement Authorities Received		13,656,820.24	425,511.99	14,082,332.23	
NCA		13,074,156.00	316,944.00	13,391,100.00	
NTA		-	-	-	
Working Fund		-	-	-	
TRA		582,664.24	108,567.99	691,232.23	
CDC		-	-	-	
NCAA		-	-	-	
Less: Notice of Transfer of Allocations (NTA) issued		-	-	-	
Total Disbursement Authorities Available		13,656,820.24	425,511.99	14,082,332.23	
Less:		-	-	-	
Lapsed NCA		0.07	486,246.83	486,246.90	
Disbursements		10,773,672.18	2,822,413.15	13,596,085.33	
Less: Other Non-Cash Disbursements		-	-	-	
Disbursements effected through outright deductions from claims		-	-	-	
Overpayment of expenses (e.g. personnel benefits)		-	-	-	
Restitution for loss of government property		-	-	-	
Liquidated damages and similar claims		-	-	-	
Others (e.g. TEF BTR Docs Stamp etc.)		-	-	-	
Add: Less: Adjustments (e.g. cancelled/delisted checks)		-	-	-	
Balance of Disbursement Authorities as at date		2,883,147.99	(2,883,147.99)	-	
Total Disbursements Program		13,566,820.24	425,511.99	14,082,332.23	
Less: Actual Disbursements		10,773,672.18	2,822,413.15	13,596,085.33	
(Over)/Under spending		2,883,148.06	(2,396,901.16)	486,246.90	

Notes: \* The use of NTA is discouraged  
 Notes: \*\* Amounts should tally with the grand total disbursement (column 27).

Certified Correct:  
  
**DINA M. NILLOSAN**  
 Agency Chief Accountant  
 Date: Jan 9 2021

Approved by:  
  
**NONITA S. CAXIUA**  
 Assistant Secretary for Finance Information Systems and Mining Concerns  
 Date: \_\_\_\_\_