

MONTHLY REPORT OF DISBURSEMENTS
For the month of August 2022

Department: Department of Environment and Natural Resources (DENR)
Agency: Office of the Secretary
Operating Unit: ALL
Organization Code: 10 001 0100000
Fund Cluster: 02 - Foreign Assisted Projects Fund (GOP)

Particulars	Current Year Budget					Prior Year's Budget											SUB-TOTAL	Trust Liabilities				Grand Total					Remarks	
	PS	MOOE	Fin Ex	CO	TOTAL	Prior Year's Accounts Payable					Current Year's Accounts Payable							TOTAL	PS	MOOE	CO	TOTAL	PS	MOOE	Fin Ex	CO		TOTAL
	2	3	4	5	6=(2+3+4+5)	7	8	9	10	11=(7+8+9+10)	12	13	14	15	16=(12+13+14+15)	17=(11+16)		18=(6+17)	19	20	21	22=(19+20+21)	23	24	25	26		27=(23+24+25+26)
CASH DISBURSEMENTS	-	8,308,967.23	-	170,867.34	8,479,834.57	-	208,675.65	-	134,705.86	343,381.51	-	144,152.74	-	-	144,152.74	487,534.25	8,967,368.82	-	-	-	-	-	-	-	8,661,795.62	-	305,573.20	8,967,368.82
Notice of Cash Allocation (NCA)	-	1,531,982.47	-	-	1,531,982.47	-	-	-	-	-	-	41,612.88	-	-	41,612.88	41,612.88	1,573,595.35	-	-	-	-	-	-	-	1,573,595.35	-	-	1,573,595.35
MDS Checks Issued	-	1,210,605.33	-	-	1,210,605.33	-	-	-	-	-	-	-	-	-	-	-	1,210,605.33	-	-	-	-	-	-	-	1,210,605.33	-	-	1,210,605.33
Advice to Debit Account	-	321,377.14	-	-	321,377.14	-	-	-	-	-	-	41,612.88	-	-	41,612.88	41,612.88	362,990.02	-	-	-	-	-	-	-	362,990.02	-	-	362,990.02
Notice of Transfer Allocations (NTA)	-	6,776,984.76	-	170,867.34	6,947,852.10	-	208,675.65	-	134,705.86	343,381.51	-	102,539.86	-	-	102,539.86	445,921.37	7,393,773.47	-	-	-	-	-	-	-	7,088,200.27	-	305,573.20	7,393,773.47
MDS Checks Issued	-	1,756,680.04	-	170,867.34	1,927,527.38	-	2,009.00	-	27,504.40	29,513.40	-	50,276.62	-	-	50,276.62	79,790.02	2,007,317.40	-	-	-	-	-	-	-	1,808,945.66	-	198,371.74	2,007,317.40
Advice to Debit Account	-	5,020,324.72	-	-	5,020,324.72	-	206,666.65	-	107,201.46	313,868.11	-	52,263.24	-	-	52,263.24	366,131.35	5,386,456.07	-	-	-	-	-	-	-	5,279,254.81	-	107,201.46	5,386,456.07
Working Fund for FAPs	-	-	-	-	-	-	-	-	-	-	-	-	-	-	-	-	-	-	-	-	-	-	-	-	-	-	-	-
Cash Disbursement Ceiling (CDC)	-	-	-	-	-	-	-	-	-	-	-	-	-	-	-	-	-	-	-	-	-	-	-	-	-	-	-	-
TOTAL CASH DISBURSEMENTS	-	8,308,967.23	-	170,867.34	8,479,834.57	-	208,675.65	-	134,705.86	343,381.51	-	144,152.74	-	-	144,152.74	487,534.25	8,967,368.82	-	-	-	-	-	-	-	8,661,795.62	-	305,573.20	8,967,368.82
NON-CASH DISBURSEMENTS	-	177,077.03	-	3,303,827.87	3,480,904.90	-	56,192.96	-	692,662.31	748,855.27	-	1,231,114.27	-	-	1,231,114.27	1,979,969.54	5,460,874.44	-	-	-	-	-	-	-	1,464,384.26	-	3,996,490.18	5,460,874.44
Tax Remittance Advices Issued (TRA)	-	177,077.03	-	3,303,827.87	3,480,904.90	-	56,192.96	-	692,662.31	748,855.27	-	1,231,114.27	-	-	1,231,114.27	1,979,969.54	5,460,874.44	-	-	-	-	-	-	-	1,464,384.26	-	3,996,490.18	5,460,874.44
Non-Cash Availment Authority (NCAA)	-	-	-	-	-	-	-	-	-	-	-	-	-	-	-	-	-	-	-	-	-	-	-	-	-	-	-	-
Disbursements effected through outright deductions from claims (please specify...)	-	-	-	-	-	-	-	-	-	-	-	-	-	-	-	-	-	-	-	-	-	-	-	-	-	-	-	-
Overpayment of expenses(e.g. personnel benefits)	-	-	-	-	-	-	-	-	-	-	-	-	-	-	-	-	-	-	-	-	-	-	-	-	-	-	-	-
Restitution for loss of government property	-	-	-	-	-	-	-	-	-	-	-	-	-	-	-	-	-	-	-	-	-	-	-	-	-	-	-	-
Liquidated damages and similar claims	-	-	-	-	-	-	-	-	-	-	-	-	-	-	-	-	-	-	-	-	-	-	-	-	-	-	-	-
Others(TEF, BTr-Documentary Stamp Tax, etc.)	-	-	-	-	-	-	-	-	-	-	-	-	-	-	-	-	-	-	-	-	-	-	-	-	-	-	-	-
TOTAL NON-CASH DISBURSEMENTS	-	177,077.03	-	3,303,827.87	3,480,904.90	-	56,192.96	-	692,662.31	748,855.27	-	1,231,114.27	-	-	1,231,114.27	1,979,969.54	5,460,874.44	-	-	-	-	-	-	-	1,464,384.26	-	3,996,490.18	5,460,874.44
GRAND TOTAL	-	8,486,044.26	-	3,474,695.21	11,960,739.47	-	264,868.61	-	827,368.17	1,092,236.78	-	1,375,267.01	-	-	1,375,267.01	2,467,503.79	14,428,243.26	-	-	-	-	-	-	-	10,126,179.88	-	4,302,063.38	14,428,243.26



SUMMARY

Particulars	Previous Report	This Month	As at Date
(1)	(2)	(3)	(4)
Total Disbursement Authorities Received	172,957,222.10	25,275,548.44	198,232,770.54
NCA	72,061,000.00	9,989,674.00	82,050,674.00
NTA	72,824,656.84	9,825,000.00	82,649,656.84
Working Fund	-	-	-
TRA	28,071,565.26	5,460,874.44	33,532,439.70
CDC	-	-	-
NCAA	-	-	-
Less: Notice of Transfer of Allocations (NTA)* issued	61,738,656.84	9,825,000.00	71,563,656.84
Total Disbursement Authorities Available	111,218,565.26	15,450,548.44	126,669,113.70
Less:			
Lapsed NCA	1,288,324.11	-	1,288,324.11
Disbursements	95,245,652.46	14,428,243.26	109,673,895.72
Less: Other Non-Cash Disbursements	-	-	-
Disbursements effected through outright deductions from claims	-	-	-
Overpayment of expenses(e.g. personnel benefits)	-	-	-
Restitution for loss of government property	-	-	-
Liquidated damages and similar claims	-	-	-
Others (e.g. TEF, BTr, Docs Stamp, etc.)	-	-	-
Add/Less: Adjustments (e.g. cancelled/staled checks)	(57,684.75)	-	(57,684.75)
Balance of Disbursement Authorities as at date	14,626,903.94	1,022,305.18	15,649,209.12
Total Disbursements Program	111,160,880.51	15,450,548.44	126,611,428.95
Less: **Actual Disbursements	95,245,652.46	14,428,243.26	109,673,895.72
(Over)/Under spending	15,915,228.05	1,022,305.18	16,937,533.23

Notes: * The use of NTA is discouraged

** Amounts should tally with the grand total disbursement (column 27).


Certified Correct:


DINA M. NILLOSAN
Agency Chief Accountant
Date: 

Recommending Approval:


ANGELITO V. FONTANILLA
Director, Financial and Management Service
Date: 

Approved by:


ENGR. NONITA S. CAGUIOA
Assistant Secretary
Finance, Information Systems and Mining Concerns

MONTHLY REPORT OF DISBURSEMENTS
For the month of August 2022

Department: Department of Environment and Natural Resources (DENR)
 Agency: Office of the Secretary
 Operating Unit: ALL
 Organization Code: 10 001 0100000
 Fund Cluster: 02 - Foreign Assisted Projects Fund (LP)


Particulars	Current Year Budget					Prior Year's Budget											SUB-TOTAL	Trust Liabilities				Grand Total					Remarks	
	PS	MOOE	Fin Ex	CO	TOTAL	Prior Year's Accounts Payable					Current Year's Accounts Payable					TOTAL		PS	MOOE	CO	TOTAL	PS	MOOE	Fin Ex	CO	TOTAL		
						PS	MOOE	FinEx	CO	Sub-Total	PS	MOOE	FinEx	CO	Sub-Total													
1	2	3	4	5	6=(2+3+4+5)	7	8	9	10	11=(7+8+9+10)	12	13	14	15	16=(12+13+14+15)	17=(11+16)	18=(6+17)	19	20	21	22=(19+20+21)	23	24	25	26	27=(23+24+25+26)	28	
CASH DISBURSEMENTS	-	1,821,818.64	-	25,186,980.45	27,008,799.09	-	1,171,088.12	-	30,304,020.08	31,475,108.20	-	10,980.00	-	-	10,980.00	31,486,088.20	58,494,887.29	-	-	-	-	-	-	3,003,886.76	-	55,491,000.53	58,494,887.29	
Notice of Cash Allocation (NCA)	-	-	-	-	-	-	-	-	-	-	-	-	-	-	-	-	-	-	-	-	-	-	-	-	-	-	-	
MDS Checks Issued	-	-	-	-	-	-	-	-	-	-	-	-	-	-	-	-	-	-	-	-	-	-	-	-	-	-	-	
Advice to Debit Account	-	-	-	-	-	-	-	-	-	-	-	-	-	-	-	-	-	-	-	-	-	-	-	-	-	-	-	
Notice of Transfer Allocations (NTA)	-	-	-	-	-	-	-	-	-	-	-	-	-	-	-	-	-	-	-	-	-	-	-	-	-	-	-	
MDS Checks Issued	-	-	-	-	-	-	-	-	-	-	-	-	-	-	-	-	-	-	-	-	-	-	-	-	-	-	-	
Advice to Debit Account	-	-	-	-	-	-	-	-	-	-	-	-	-	-	-	-	-	-	-	-	-	-	-	-	-	-	-	
Working Fund for FAPs	-	1,821,818.64	-	25,186,980.45	27,008,799.09	-	1,171,088.12	-	30,304,020.08	31,475,108.20	-	10,980.00	-	-	10,980.00	31,486,088.20	58,494,887.29	-	-	-	-	-	-	3,003,886.76	-	55,491,000.53	58,494,887.29	
Cash Disbursement Ceiling (CDC)	-	-	-	-	-	-	-	-	-	-	-	-	-	-	-	-	-	-	-	-	-	-	-	-	-	-	-	
TOTAL CASH DISBURSEMENTS	-	1,821,818.64	-	25,186,980.45	27,008,799.09	-	1,171,088.12	-	30,304,020.08	31,475,108.20	-	10,980.00	-	-	10,980.00	31,486,088.20	58,494,887.29	-	-	-	-	-	-	3,003,886.76	-	55,491,000.53	58,494,887.29	
NON-CASH DISBURSEMENTS	-	-	-	-	-	-	-	-	-	-	-	-	-	-	-	-	-	-	-	-	-	-	-	-	-	-	-	
Tax Remittance Advices Issued (TRA)	-	-	-	-	-	-	-	-	-	-	-	-	-	-	-	-	-	-	-	-	-	-	-	-	-	-	-	
Non-Cash Availment Authority (NCAA)	-	-	-	-	-	-	-	-	-	-	-	-	-	-	-	-	-	-	-	-	-	-	-	-	-	-	-	
Disbursements effected through outright deductions from claims (please specify...)	-	-	-	-	-	-	-	-	-	-	-	-	-	-	-	-	-	-	-	-	-	-	-	-	-	-	-	
Overpayment of expenses(e.g. personnel benefits)	-	-	-	-	-	-	-	-	-	-	-	-	-	-	-	-	-	-	-	-	-	-	-	-	-	-	-	
Restitution for loss of government property	-	-	-	-	-	-	-	-	-	-	-	-	-	-	-	-	-	-	-	-	-	-	-	-	-	-	-	
Liquidated damages and similar claims	-	-	-	-	-	-	-	-	-	-	-	-	-	-	-	-	-	-	-	-	-	-	-	-	-	-	-	
Others(TEF, BTr-Documentary Stamp Tax, etc.)	-	-	-	-	-	-	-	-	-	-	-	-	-	-	-	-	-	-	-	-	-	-	-	-	-	-	-	
TOTAL NON-CASH DISBURSEMENTS	-	-	-	-	-	-	-	-	-	-	-	-	-	-	-	-	-	-	-	-	-	-	-	-	-	-	-	
GRAND TOTAL	-	1,821,818.64	-	25,186,980.45	27,008,799.09	-	1,171,088.12	-	30,304,020.08	31,475,108.20	-	10,980.00	-	-	10,980.00	31,486,088.20	58,494,887.29	-	-	-	-	-	-	3,003,886.76	-	55,491,000.53	58,494,887.29	

SUMMARY

Particulars	Previous Report	This Month	As at Date
(1)	(2)	(3)	(4)
Total Disbursement Authorities Received	1,152,249,569.79	94,468,866.11	1,246,718,435.90
NCA	-	-	-
NTA/Funding Check (FC) Received	552,554,066.55	50,040,093.00	602,594,159.55
Working Fund	599,695,503.24	44,428,773.11	644,124,276.35
TRA	-	-	-
CDC	-	-	-
NCAA	-	-	-
Less: Notice of Transfer of Allocations (NTA)/Funding Check (FC)* issued	559,213,157.00	48,640,093.00	607,853,250.00
Total Disbursement Authorities Available	593,036,412.79	45,828,773.11	638,865,185.90
Less:			
Lapsed NCA	-	-	-
Disbursements	545,252,971.49	58,494,887.29	603,747,858.78
Less: Other Non-Cash Disbursements	-	-	-
Disbursements effected through outright deductions from claims	-	-	-
Overpayment of expenses(e.g. personnel benefits)	-	-	-
Restitution for loss of government property	-	-	-
Liquidated damages and similar claims	-	-	-
Others (e.g. TEF, BTr, Docs Stamp, etc.)	-	-	-
Add/Less: Adjustments (e.g. cancelled/staled checks)	122,812.42	110,958.31	233,770.73
Balance of Disbursement Authorities as at date	47,906,253.72	(12,555,155.87)	35,351,097.85
Total Disbursements Program	593,159,225.21	45,939,731.42	639,098,956.63
Less: **Actual Disbursements	545,252,971.49	58,494,887.29	603,747,858.78
(Over)/Under spending	47,906,253.72	(12,555,155.87)	35,351,097.85

Notes: * The use of NTA is discouraged
 ** Amounts should tally with the grand total disbursement (column 27).


Certified Correct:


DIANA M. NILLOSAN
 Agency Chief Accountant
 Date: 8/1/22

Recommending Approval:


ANGELITO V. FONTANILLA
 Director, Financial and Management Service
 Date: 8/1/22

Approved by:


ENGR. NONITA S. CAGUIOA
 Assistant Secretary
 Finance, Information Systems and Mining Concerns


MONTHLY REPORT OF DISBURSEMENTS
For the month of August 2022

Department: Department of Environment and Natural Resources (DENR)
 Agency: Office of the Secretary
 Operating Unit: ALL
 Organization Code: 10 001 0100000
 Fund Cluster: 03 - Special Account - Locally Funded

Particulars	Current Year Budget					Prior Year's Budget											SUB-TOTAL	Trust Liabilities				Grand Total					Remarks	
	PS	MOOE	FinEx	CO	TOTAL	Prior Year's Accounts Payable					Current Year's Accounts Payable					TOTAL		PS	MOOE	CO	TOTAL	PS	MOOE	FinEx	CO	TOTAL		
						PS	MOOE	FinEx	CO	Sub-Total	PS	MOOE	FinEx	CO	Sub-Total													
1	2	3	4	5	6=(2+3+4+5)	7	8	9	10	11=(7+8+9+10)	12	13	14	15	16=(12+13+14+15)	17=(11+16)	18=(6+17)	19	20	21	22=(19+20+21)	23	24	25	26	27=(23+24+25+26)	28	
CASH DISBURSEMENTS	-	387,853.00	-	-	387,853.00	-	-	-	-	-	-	-	-	-	-	-	387,853.00	-	-	-	-	-	-	-	-	-	-	-
Notice of Cash Allocation (NCA)	-	387,853.00	-	-	387,853.00	-	-	-	-	-	-	-	-	-	-	-	387,853.00	-	-	-	-	-	-	-	-	-	-	-
MDS Checks Issued	-	-	-	-	-	-	-	-	-	-	-	-	-	-	-	-	-	-	-	-	-	-	-	-	-	-	-	-
Advice to Debit Account	-	387,853.00	-	-	387,853.00	-	-	-	-	-	-	-	-	-	-	-	387,853.00	-	-	-	-	-	-	-	-	-	-	-
Notice of Transfer Allocations (NTA)	-	-	-	-	-	-	-	-	-	-	-	-	-	-	-	-	-	-	-	-	-	-	-	-	-	-	-	-
MDS Checks Issued	-	-	-	-	-	-	-	-	-	-	-	-	-	-	-	-	-	-	-	-	-	-	-	-	-	-	-	-
Advice to Debit Account	-	-	-	-	-	-	-	-	-	-	-	-	-	-	-	-	-	-	-	-	-	-	-	-	-	-	-	-
Working Fund for FAPs	-	-	-	-	-	-	-	-	-	-	-	-	-	-	-	-	-	-	-	-	-	-	-	-	-	-	-	-
Cash Disbursement Ceiling (CDC)	-	-	-	-	-	-	-	-	-	-	-	-	-	-	-	-	-	-	-	-	-	-	-	-	-	-	-	-
TOTAL CASH DISBURSEMENTS	-	387,853.00	-	-	387,853.00	-	-	-	-	-	-	-	-	-	-	-	387,853.00	-	-	-	-	-	-	-	-	-	-	-
NON-CASH DISBURSEMENTS	-	-	-	-	-	-	-	-	-	-	-	-	-	-	-	-	-	-	-	-	-	-	-	-	-	-	-	-
Tax Remittance Advices Issued (TRA)	-	-	-	-	-	-	-	-	-	-	-	-	-	-	-	-	-	-	-	-	-	-	-	-	-	-	-	-
Non-Cash Availment Authority (NCAA)	-	-	-	-	-	-	-	-	-	-	-	-	-	-	-	-	-	-	-	-	-	-	-	-	-	-	-	-
Disbursements effected through outright deductions from claims (please specify...)	-	-	-	-	-	-	-	-	-	-	-	-	-	-	-	-	-	-	-	-	-	-	-	-	-	-	-	-
Overpayment of expenses(e.g. personnel benefits)	-	-	-	-	-	-	-	-	-	-	-	-	-	-	-	-	-	-	-	-	-	-	-	-	-	-	-	-
Restitution for loss of government property	-	-	-	-	-	-	-	-	-	-	-	-	-	-	-	-	-	-	-	-	-	-	-	-	-	-	-	-
Liquidated damages and similar claims	-	-	-	-	-	-	-	-	-	-	-	-	-	-	-	-	-	-	-	-	-	-	-	-	-	-	-	-
Others(TEF, BTr-Documentary Stamp Tax, etc.)	-	-	-	-	-	-	-	-	-	-	-	-	-	-	-	-	-	-	-	-	-	-	-	-	-	-	-	-
TOTAL NON-CASH DISBURSEMENTS	-	-	-	-	-	-	-	-	-	-	-	-	-	-	-	-	-	-	-	-	-	-	-	-	-	-	-	-
GRAND TOTAL	-	387,853.00	-	-	387,853.00	-	-	-	-	-	-	-	-	-	-	-	387,853.00	-	-	-	-	-	-	-	-	-	-	-


SUMMARY	Particulars (1)	Previous Report (2)	This Month (3)	As at Date (4)
Total Disbursement Authorities Received		620,501.23	1,109,125.00	1,729,626.23
NCA		397,245.00	1,109,125.00	1,506,370.00
NTA		19,057.00	-	19,057.00
Working Fund		-	-	-
TRA		204,199.23	-	204,199.23
CDC		-	-	-
NCAA		-	-	-
Less: Notice of Transfer of Allocations (NTA)* issued		-	-	-
Total Disbursement Authorities Available		620,501.23	1,109,125.00	1,729,626.23
Less:				
Lapsed NCA		0.39	-	0.39
Disbursements		620,500.84	387,853.00	1,008,353.84
Less: Other Non-Cash Disbursements		-	-	-
Disbursements effected through outright deductions from claims		-	-	-
Overpayment of expenses(e.g. personnel benefits)		-	-	-
Restitution for loss of government property		-	-	-
Liquidated damages and similar claims		-	-	-
Others (e.g. TEF, BTr, Docs Stamp, etc.)		-	-	-
Add/Less: Adjustments (e.g. cancelled/staled checks)		-	-	-
Balance of Disbursement Authorities as at date		-	721,272.00	721,272.00
Total Disbursements Program		620,501.23	1,109,125.00	1,729,626.23
Less: *Actual Disbursements		620,500.84	387,853.00	1,008,353.84
(Over)/Under spending		0.39	721,272.00	721,272.39

Notes: * The use of NTA is discouraged
 Notes: ** Amounts should tally with the grand total disbursement (column 27).

Certified Correct:

DINA M. NILLOSAN
 Agency Chief Accountant
 Date:

Recommending Approval:

ANGELITO V. FONTANILLA
 Director, Financial and Management
 Date:

Approved by:

ENGR. NONITA S. CAGUIOA
 Assistant Secretary
 Finance, Information Systems and Mining Concerns
 Date:

**MONTHLY REPORT OF DISBURSEMENTS
For the month of August 2022**

Department: Department of Environment and Natural Resources (DENR)
Agency: Office of the Secretary
Operating Unit: ALL
Organization Code: 10 001 0100000
Fund Cluster: 04 - Special Account - Foreign Assisted/Grant

Particulars	Current Year Budget					Prior Year's Budget											SUB-TOTAL	Trust Liabilities				Grand Total					Remarks	
	PS	MOOE	FinEx	CO	TOTAL	Prior Year's Accounts Payable					Current Year's Accounts Payable					TOTAL		PS	MOOE	CO	TOTAL	PS	MOOE	FinEx	CO	TOTAL		
						PS	MOOE	FinEx	CO	Sub-Total	PS	MOOE	FinEx	CO	Sub-Total													PS
1	2	3	4	5	6=(2+3+4+5)	7	8	9	10	11=(7+8+9+10)	12	13	14	15	16=(12+13+14+15)	17=(11+16)	18=(6+17)	19	20	21	22=(19+20+21)	23	24	25	26	27=(23+24+25+26)	28	
CASH DISBURSEMENTS																												
Notice of Cash Allocation (NCA)																												
MDS Checks Issued																												
Advice to Debit Account																												
Notice of Transfer Allocations (NTA)																												
MDS Checks Issued																												
Advice to Debit Account																												
Working Fund for FAPs																												
Cash Disbursement Ceiling (CDC)																												
TOTAL CASH DISBURSEMENTS																												
NON-CASH DISBURSEMENTS																												
Tax Remittance Advices Issued (TRA)																												
Non-Cash Availment Authority (NCAA)																												
Disbursements effected through outright deductions from claims (please specify...)																												
Overpayment of expenses(e.g. personnel benefits)																												
Restitution for loss of government property																												
Liquidated damages and similar claims																												
Others(TEF, BTr-Documetary Stamp Tax, etc.)																												
TOTAL NON-CASH DISBURSEMENTS																												
GRAND TOTAL																												

SUMMARY

Particulars	Previous Report	This Month	As at Date
(1)	(2)	(3)	(4)
Total Disbursement Authorities Received	15,673,897.67	-	15,673,897.67
NCA	-	-	-
NTA	-	-	-
Working Fund	15,673,897.67	-	15,673,897.67
TRA	-	-	-
CDC	-	-	-
NCAA	-	-	-
Less: Notice of Transfer of Allocations (NTA)* issued	13,979,954.77	-	13,979,954.77
Total Disbursement Authorities Available	1,693,942.90	-	1,693,942.90
Less:			
Lapsed NCA	-	-	-
Disbursements	-	-	-
Less: Other Non-Cash Disbursements	-	-	-
Disbursements effected through outright deductions from claims	-	-	-
Overpayment of expenses(e.g. personnel benefits)	-	-	-
Restitution for loss of government property	-	-	-
Liquidated damages and similar claims	-	-	-
Others (e.g. TEF, BTr, Docs Stamp, etc.)	-	-	-
Add/Less: Adjustments (e.g. cancelled/staled checks)	-	-	-
Balance of Disbursement Authorities as at date	1,693,942.90	-	1,693,942.90
Total Disbursements Program	1,693,942.90	-	1,693,942.90
Less: *Actual Disbursements	-	-	-
(Over)/Under spending	1,693,942.90	-	1,693,942.90

Notes: * The use of NTA is discouraged
 Notes: ** Amounts should tally with the grand total disbursemt (column 27).

Certified Correct:

Dina M. Nillosan
DINA M. NILLOSAN
 Agency Chief Accountant
 Date: *pe A*

Recommending Approval:

Angelito V. Fontanilla
ANGELITO V. FONTANILLA
 Director, Financial and Management Service
 Date:

Approved by:

Engr. Nonita S. Caguioa
ENGR. NONITA S. CAGUIOA
 Assistant Secretary
 Finance, Information Systems and Mining Concerns
 Date:

MONTHLY REPORT OF DISBURSEMENTS
For the month of August 2022



Department: Department of Environment and Natural Resources (DENR)
 Agency: Office of the Secretary
 Operating Unit: ALL
 Organization Code: 10 001 0100000
 Fund Cluster: 07 - Trust Fund

Particulars	Current Year Budget					Prior Year's Budget											SUB-TOTAL	Trust Liabilities				Grand Total					Remarks
	PS	MOOE	FinEx	CO	TOTAL	Prior Year's Accounts Payable					Current Year's Accounts Payable							PS	MOOE	CO	TOTAL	PS	MOOE	FinEx	CO	TOTAL	
						PS	MOOE	FinEx	CO	Sub-Total	PS	MOOE	FinEx	CO	Sub-Total	PS											
1	2	3	4	5	6=(2+3+4+5)	7	8	9	10	11=(7+8+9+10)	12	13	14	15	16=(12+13+14+15)	17=(11+16)	18=(6+17)	19	20	21	22=(19+20+21)	23	24	25	26	27=(23+24+25+26)	28
CASH DISBURSEMENTS	125,192.45	125,000.00	-	-	250,192.45	-	-	-	-	-	-	-	-	-	-	-	250,192.45	-	4,191,860.46	-	4,191,860.46	125,192.45	4,316,860.46	-	-	4,442,052.91	
Notice of Cash Allocation (NCA)	125,192.45	125,000.00	-	-	250,192.45	-	-	-	-	-	-	-	-	-	-	-	250,192.45	-	4,191,860.46	-	4,191,860.46	125,192.45	4,316,860.46	-	-	4,442,052.91	
MDS Checks Issued	-	125,000.00	-	-	125,000.00	-	-	-	-	-	-	-	-	-	-	-	125,000.00	-	234,584.80	-	234,584.80	-	359,584.80	-	-	359,584.80	
Advice to Debit Account	125,192.45	-	-	-	125,192.45	-	-	-	-	-	-	-	-	-	-	-	125,192.45	-	3,957,275.66	-	3,957,275.66	125,192.45	3,957,275.66	-	-	4,082,468.11	
Notice of Transfer Allocations (NTA)	-	-	-	-	-	-	-	-	-	-	-	-	-	-	-	-	-	-	-	-	-	-	-	-	-	-	
MDS Checks Issued	-	-	-	-	-	-	-	-	-	-	-	-	-	-	-	-	-	-	-	-	-	-	-	-	-	-	
Advice to Debit Account	-	-	-	-	-	-	-	-	-	-	-	-	-	-	-	-	-	-	-	-	-	-	-	-	-	-	
Working Fund for FAPs	-	-	-	-	-	-	-	-	-	-	-	-	-	-	-	-	-	-	-	-	-	-	-	-	-	-	
Cash Disbursement Ceiling (CDC)	-	-	-	-	-	-	-	-	-	-	-	-	-	-	-	-	-	-	-	-	-	-	-	-	-	-	
TOTAL CASH DISBURSEMENTS	125,192.45	125,000.00	-	-	250,192.45	-	-	-	-	-	-	-	-	-	-	-	250,192.45	-	4,191,860.46	-	4,191,860.46	125,192.45	4,316,860.46	-	-	4,442,052.91	
NON-CASH DISBURSEMENTS	-	-	-	-	-	-	-	-	-	-	-	-	-	-	-	-	-	-	131,706.65	-	131,706.65	-	131,706.65	-	-	131,706.65	
Tax Remittance Advices Issued (TRA)	-	-	-	-	-	-	-	-	-	-	-	-	-	-	-	-	-	-	131,706.65	-	131,706.65	-	131,706.65	-	-	131,706.65	
Non-Cash Availment Authority (NCAA)	-	-	-	-	-	-	-	-	-	-	-	-	-	-	-	-	-	-	-	-	-	-	-	-	-	-	
Disbursements effected through outright deductions from claims (please specify...)	-	-	-	-	-	-	-	-	-	-	-	-	-	-	-	-	-	-	-	-	-	-	-	-	-	-	
Overpayment of expenses(e.g. personnel benefits)	-	-	-	-	-	-	-	-	-	-	-	-	-	-	-	-	-	-	-	-	-	-	-	-	-	-	
Restitution for loss of government property	-	-	-	-	-	-	-	-	-	-	-	-	-	-	-	-	-	-	-	-	-	-	-	-	-	-	
Liquidated damages and similar claims	-	-	-	-	-	-	-	-	-	-	-	-	-	-	-	-	-	-	-	-	-	-	-	-	-	-	
Others(TEF, BTr-Documentary Stamp Tax, etc.)	-	-	-	-	-	-	-	-	-	-	-	-	-	-	-	-	-	-	-	-	-	-	-	-	-	-	
TOTAL NON-CASH DISBURSEMENTS	-	-	-	-	-	-	-	-	-	-	-	-	-	-	-	-	-	-	131,706.65	-	131,706.65	-	131,706.65	-	-	131,706.65	
GRAND TOTAL	125,192.45	125,000.00	-	-	250,192.45	-	-	-	-	-	-	-	-	-	-	-	250,192.45	-	4,323,567.11	-	4,323,567.11	125,192.45	4,448,567.11	-	-	4,573,759.56	

SUMMARY


Particulars	Previous Report	This Month	As at Date
(1)	(2)	(3)	(4)
Total Disbursement Authorities Received	18,369,784.71	7,139,211.65	25,508,996.36
NCA	17,653,221.00	6,488,546.00	24,141,767.00
NTA***	-	518,959.00	518,959.00
Working Fund	-	-	-
TRA	716,563.71	131,706.65	848,270.36
CDC	-	-	-
NCAA	-	-	-
Less: Notice of Transfer of Allocations (NTA)* issued	-	518,959.00	518,959.00
Total Disbursement Authorities Available	18,369,784.71	6,620,252.65	24,990,037.36
Less:			
Lapsed NCA	-	-	-
Disbursements	17,509,947.84	4,573,759.56	22,083,707.40
Less: Other Non-Cash Disbursements	-	-	-
Disbursements effected through outright deductions from claims	-	-	-
Overpayment of expenses(e.g. personnel benefits)	-	-	-
Restitution for loss of government property	-	-	-
Liquidated damages and similar claims	-	-	-
Others (e.g. TEF, BTr, Docs Stamp, etc.)	-	-	-
Add/Less: Adjustments (e.g. cancelled/staled checks)	-	-	-
Balance of Disbursement Authorities as at date	859,836.87	2,046,493.09	2,906,329.96
Total Disbursements Program	18,369,784.71	6,620,252.65	24,990,037.36
Less: *Actual Disbursements	17,509,947.84	4,573,759.56	22,083,707.40
(Over)/Under spending	859,836.87	2,046,493.09	2,906,329.96

Notes: * The use of NTA is discouraged
 Notes: ** Amounts should tally with the grand total disbursement (column 27).

Certified Correct:

 DIÑA M. NILLOSAN
 Agency Chief Accountant
 Date: 

Recommending Approval:

 ANGELITO V. FONTANILLA
 Director, Financial and Management Service
 Date:

Approved by:

 ENGR. NONITA S. CAGUIOA
 Assistant Secretary
 Finance, Information Systems and Mining Concerns
 Date: