

MONTHLY REPORT OF DISBURSEMENTS
For the month of April 2022


Department: Department of Environment and Natural Resources (DENR)
 Agency: Office of the Secretary
 Operating Unit: ALL
 Organization Code: 10 001 0100000
 Fund Cluster: 01 - Regular Agency Fund

Particulars	Current Year Budget					Prior Year's Budget										SUB-TOTAL	Trust Liabilities				Grand Total					Remarks	
	PS	MOOE	FinEx	CO		Prior Year's Accounts Payable					Current Year's Accounts Payable						PS	MOOE	CO	TOTAL	PS	MOOE	FinEx	CO	TOTAL		
					TOTAL	PS	MOOE	FinEx	CO	Sub-Total	PS	MOOE	FinEx	CO	Sub-Total												TOTAL
2	3	4	5	6=(2+3+4+5)	7	8	9	10	11=(7+8+9+10)	12	13	14	15	16=(12+13+14+15)	17=(11+16)	18=(6+17)	19	20	21	22=(19+20+21)	23	24	25	26	27=(23+24+25+26)	28	
CASH DISBURSEMENTS	578,656,370.25	385,984,132.89		98,450,215.79	1,063,090,718.93	11,233,683.02	41,318,531.52	-	22,496,297.51	75,048,512.05	-	7,698,859.43	1,519,243.64	9,218,103.07	84,266,615.12	1,147,357,334.05					589,890,053.27	435,001,523.84	-	122,465,756.94	1,147,357,334.05		
Notice of Cash Allocation (NCA)	570,251,733.26	376,904,135.12		95,045,573.05	1,042,201,441.43	8,401,152.51	38,066,606.32	-	21,649,786.56	68,117,545.39	-	6,647,556.38	1,519,243.64	8,166,800.02	76,284,345.41	1,118,485,786.84					578,652,885.77	421,618,297.82	-	118,214,603.25	1,118,485,786.84		
MDS Checks issued	106,237,489.81	69,885,471.42		12,796,757.68	188,919,718.91	378,407.72	6,036,851.95	-	6,361,744.74	12,777,004.41	-	1,983,050.86		1,983,050.86	14,760,055.27	203,679,774.18					106,615,897.53	77,905,374.23	-	19,158,502.42	203,679,774.18		
Advice to Debit Account	464,014,243.45	307,016,663.70		82,248,615.37	853,281,722.52	8,022,744.79	32,029,754.37	-	15,288,041.82	55,340,540.98	-	4,664,505.52	1,519,243.64	6,183,749.16	61,524,290.14	814,806,012.66					472,036,986.24	343,712,923.59	-	99,056,100.63	814,806,012.66		
Notice of Transfer Allocations (NTA)	8,404,636.99	9,079,997.77		3,404,642.74	20,889,277.50	2,832,530.51	3,251,925.20	-	846,510.95	6,930,968.66	-	1,051,303.05		1,051,303.05	7,982,269.71	28,871,547.21					11,237,167.50	13,383,226.02	-	4,251,153.69	28,871,547.21		
MDS Checks Issued	2,522,502.69	3,320,620.04		1,404,642.74	7,247,765.47	-	2,546,260.20	-	-	2,546,260.20	-	529,605.32		529,605.32	3,075,865.52	10,323,630.99					2,522,502.69	6,396,465.56	-	1,404,642.74	10,323,630.99		
Advice to Debit Account	5,882,134.30	5,759,377.73		2,000,000.00	13,641,512.03	2,832,530.51	705,665.00	-	846,510.95	4,384,706.46	-	521,697.73		521,697.73	4,906,404.19	18,547,916.72					8,714,664.81	6,996,740.46	-	2,846,510.95	18,547,916.72		
Working Fund for FAPs																											
Cash Disbursement Ceiling (CDC)																											
TOTAL CASH DISBURSEMENTS	578,656,370.25	385,984,132.89		98,450,215.79	1,063,090,718.93	11,233,683.02	41,318,531.52		22,496,297.51	75,048,512.05		7,698,859.43	1,519,243.64	9,218,103.07	84,266,615.12	1,147,357,334.05					589,890,053.27	435,001,523.84		122,465,756.94	1,147,357,334.05		
NON-CASH DISBURSEMENTS	29,377,909.59	9,565,034.60		2,277,733.45	41,220,677.64	193,333.53	3,993,501.44	-	2,092,848.88	6,279,683.85	-	250,428.29	99,604.10	350,032.39	6,629,716.24	47,850,393.88					29,571,243.12	13,808,964.33	-	4,470,186.43	47,850,393.88		
Tax Remittance Advices Issued (TRA)	29,319,122.15	9,563,430.43		2,277,733.45	41,160,286.03	193,333.53	3,959,893.71	-	2,092,848.88	6,246,076.12	-	250,428.29	99,604.10	350,032.39	6,596,108.51	47,756,394.54					29,512,455.68	13,773,752.43	-	4,470,186.43	47,756,394.54		
Non-Cash Availment Authority (NCAA)																											
Disbursements effected through outright deductions from claims (please specify...)	58,787.44	1,604.17			60,391.61		33,607.73	-		33,607.73	-				33,607.73	93,999.34					58,787.44	35,211.90	-		93,999.34		
Overpayment of expenses(e.g. personnel benefits)	58,787.44	1,604.17			60,391.61		24,069.65	-		24,069.65	-				24,069.65	84,461.26					58,787.44	25,673.82	-		84,461.26		
Restitution for loss of government property																											
Liquidated damages and similar claims							9,538.08	-		9,538.08	-				9,538.08	9,538.08										9,538.08	
Others(TEF BTr-Documentary Stamp Tax etc.)																											
TOTAL NON-CASH DISBURSEMENTS	29,377,909.59	9,565,034.60		2,277,733.45	41,220,677.64	193,333.53	3,993,501.44		2,092,848.88	6,279,683.85		250,428.29	99,604.10	350,032.39	6,629,716.24	47,850,393.88					29,571,243.12	13,808,964.33		4,470,186.43	47,850,393.88		
GRAND TOTAL	608,034,279.84	395,549,167.49		100,727,949.24	1,104,311,396.57	11,427,016.55	45,312,032.96		24,589,146.39	81,328,195.90		7,949,287.72	1,618,847.74	9,568,135.46	90,896,331.36	1,195,207,727.93					619,461,296.39	448,810,468.17		126,935,943.37	1,195,207,727.93		

SUMMARY


Particulars	(1)	Previous Report (2)	This Month (3)	As at Date (4)
Total Disbursement Authorities Received		3,858,161,293.11	2,317,391,805.51	6,175,553,098.62
NCA		3,402,641,133.00	2,024,617,992.70	5,427,259,125.70
NTA		319,458,884.82	245,017,418.27	564,476,303.09
Working Fund		-	-	-
TRA		136,061,275.29	47,756,394.54	183,817,669.83
CDC		-	-	-
NCAA		-	-	-
Less: Notice of Transfer of Allocations (NTA)* issued		348,214,148.36	274,657,359.70	622,871,508.06
Total Disbursement Authorities Available		3,509,947,144.75	2,042,734,445.81	5,552,681,590.56
Less:				
Lapsed NCA		3,757,343.52	-	3,757,343.52
Disbursements		3,506,456,302.22	1,195,207,727.93	4,701,664,030.15
Less: Other Non-Cash Disbursements		22,512.98	93,999.34	116,512.32
Disbursements effected through outright deductions from claims		22,512.98	93,999.34	116,512.32
*** Overpayment of expenses(e.g. personnel benefits)		22,512.98	84,461.26	106,974.24
Restitution for loss of government property		-	-	-
Liquidated damages and similar claims		-	9,538.08	9,538.08
Others (e.g. TEF BTr Docs Stamp etc.)		-	-	-
Add/Less: Adjustments (e.g. cancelled/staled checks)		243,988.01	(285,495.78)	(41,507.77)
Balance of Disbursement Authorities as at date		(0.00)	847,335,221.44	847,335,221.44
Total Disbursements Program		3,510,191,132.76	2,042,446,950.03	5,552,840,082.79
Less: **Actual Disbursements		3,506,433,789.24	1,195,113,728.59	4,701,547,517.83
(Over)/Under spending		3,757,343.52	847,335,221.44	851,092,564.96

Notes: * The use of NTA is discouraged
 ** Amounts should tally with the grand total disbursement (column 27)
 ***Other Non-Cash Disbursements are from CAR and Region 3.

Certified Correct:

DIÑA M. NILLOSAN
 Agency Chief Accountant
 Date:

Recommending Approval:

ANGELITO V. FONTANILLA
 Director, Financial and Management Service
 Date:

Approved by:

ENGR. NONITA S. CAGUIOA
 Assistant Secretary
 Finance, Information Systems and Mining Concerns
 Date:

MONTHLY REPORT OF DISBURSEMENTS
For the month of April 2022


Department: Department of Environment and Natural Resources (DENR)
 Agency: Office of the Secretary
 Operating Unit: ALL
 Organization Code: 10 001 0100000
 Fund Cluster: 02 - Foreign Assisted Projects Fund (LP)

Particulars	Current Year Budget					Prior Year's Budget											SUB-TOTAL	Trust Liabilities				Grand Total					Remarks	
	PS	MOOE	Fin Ex	CO	TOTAL	Prior Year's Accounts Payable					Current Year's Accounts Payable					TOTAL		PS	MOOE	CO	TOTAL	PS	MOOE	Fin Ex	CO	TOTAL		
						PS	MOOE	FinEx	CO	Sub-Total	PS	MOOE	FinEx	CO	Sub-Total													
1	2	3	4	5	6=(2+3+4+5)	7	8	9	10	11=(7+8+9+10)	12	13	14	15	16=(12+13+14+15)	17=(11+16)	18=(6+17)	19	20	21	22=(19+20+21)	23	24	25	26	27=(23+24+25+26)	28	
CASH DISBURSEMENTS		379,468.01		1,529,143.80	1,908,611.81		908,130.90		44,024,371.08	44,932,501.98						44,932,501.98	46,841,113.79								1,287,598.91	45,553,514.88	46,841,113.79	
Notice of Cash Allocation (NCA)																												
MDS Checks Issued																												
Advice to Debit Account																												
Notice of Transfer Allocations (NTA)																												
MDS Checks Issued																												
Advice to Debit Account																												
Working Fund for FAPs		379,468.01		1,529,143.80	1,908,611.81		908,130.90		44,024,371.08	44,932,501.98						44,932,501.98	46,841,113.79								1,287,598.91	45,553,514.88	46,841,113.79	
Cash Disbursement Ceiling (CDC)																												
TOTAL CASH DISBURSEMENTS		379,468.01		1,529,143.80	1,908,611.81		908,130.90		44,024,371.08	44,932,501.98						44,932,501.98	46,841,113.79								1,287,598.91	45,553,514.88	46,841,113.79	
NON-CASH DISBURSEMENTS																												
Tax Remittance Advices Issued (TRA)																												
Non-Cash Availment Authority (NCAA)																												
Disbursements effected through outright deductions from claims (please specify...)																												
Overpayment of expenses(e.g. personnel benefits)																												
Restitution for loss of government property																												
Liquidated damages and similar claims																												
Others(TEF, BTr-Documentary Stamp Tax, etc.)																												
TOTAL NON-CASH DISBURSEMENTS																												
GRAND TOTAL		379,468.01		1,529,143.80	1,908,611.81		908,130.90		44,024,371.08	44,932,501.98						44,932,501.98	46,841,113.79								1,287,598.91	45,553,514.88	46,841,113.79	

SUMMARY


Particulars	Previous Report	This Month	As at Date
(1)	(2)	(3)	(4)
Total Disbursement Authorities Received	274,593,209.49	491,380,115.07	765,973,324.56
NCA			
NTA/Funding Check (FC) Received	115,623,807.55	250,245,000.00	365,868,807.55
Working Fund	158,969,401.94	241,135,115.07	400,104,517.01
TRA			
CDC			
NCAA			
Less: Notice of Transfer of Allocations (NTA)/Funding Check (FC)* issued	121,476,390.00	249,970,000.00	371,446,390.00
Total Disbursement Authorities Available	153,116,819.49	241,410,115.07	394,526,934.56
Less:			
Lapsed NCA			
Disbursements	120,996,114.74	46,841,113.79	167,837,228.53
Less: Other Non-Cash Disbursements			
Disbursements effected through outright deductions from claims			
Overpayment of expenses(e.g. personnel benefits)			
Restitution for loss of government property			
Liquidated damages and similar claims			
Others (e.g. TEF, BTr, Docs Stamp, etc.)			
Add/Less: Adjustments (e.g. cancelled/staled checks)	10,504.11		10,504.11
Balance of Disbursement Authorities as at date	32,131,208.86	194,569,001.28	226,700,210.14
Total Disbursements Program	153,127,323.80	241,410,115.07	394,537,438.87
Less: **Actual Disbursements	120,996,114.74	46,841,113.79	167,837,228.53
(Over)/Under spending	32,131,208.86	194,569,001.28	226,700,210.14

Notes: * The use of NTA is discouraged
 ** Amounts should tally with the grand total disbursement (column 27).

Certified Correct:

DIANA M. NILLOSAN
 Agency Chief Accountant
 Date: / /

Recommending Approval:

ANGELITO V. FONTANILLA
 Director, Financial and Management Service
 Date: / /

Approved by:

ENGR. NONITA S. CAGUIOA
 Assistant Secretary
 Finance, Information Systems and Mining Concerns
 Date: / /

MONTHLY REPORT OF DISBURSEMENTS
For the month of April 2022

Department: Department of Environment and Natural Resources (DENR)
 Agency: Office of the Secretary
 Operating Unit: ALL
 Organization Code: 10 001 0100000
 Fund Cluster: 02 - Foreign Assisted Projects Fund (GOP)

Particulars	Current Year Budget					Prior Year's Budget											SUB-TOTAL	Trust Liabilities				Grand Total					Remarks	
	PS	MOOE	Fin Ex	CO	TOTAL	Prior Year's Accounts Payable					Current Year's Accounts Payable					TOTAL		PS	MOOE	CO	TOTAL	PS	MOOE	Fin Ex	CO	TOTAL		
						PS	MOOE	FinEx	CO	Sub-Total	PS	MOOE	FinEx	CO	Sub-Total													
1	2	3	4	5	6=(2+3+4+5)	7	8	9	10	11=(7+8+9+10)	12	13	14	15	16=(12+13+14+15)	17=(11+16)	18=(6+17)	19	20	21	22=(19+20+21)	23	24	25	26	27=(23+24+25+26)	28	
CASH DISBURSEMENTS		5,191,116.05		47,133.98	5,238,250.03		1,956,572.66		234,339.89	2,190,912.55		13,923.00			13,923.00	2,204,835.55	7,443,085.58								7,161,611.71		281,473.87	7,443,085.58
Notice of Cash Allocation (NCA)																												
MDS Checks Issued																												
Advice to Debit Account																												
Notice of Transfer Allocations (NTA)		5,191,116.05		47,133.98	5,238,250.03		1,956,572.66		234,339.89	2,190,912.55		13,923.00			13,923.00	2,204,835.55	7,443,085.58								7,161,611.71		281,473.87	7,443,085.58
MDS Checks Issued		2,525,314.69			2,525,314.69		1,378,514.74		185,315.02	1,563,829.76					1,563,829.76	4,089,144.45									3,903,829.43		185,315.02	4,089,144.45
Advice to Debit Account		2,665,801.36		47,133.98	2,712,935.34		578,057.92		49,024.87	627,082.79		13,923.00			13,923.00	641,005.79	3,353,941.13								3,257,782.28		96,158.85	3,353,941.13
Working Fund for FAPs																												
Cash Disbursement Ceiling (CDC)																												
TOTAL CASH DISBURSEMENTS		5,191,116.05		47,133.98	5,238,250.03		1,956,572.66		234,339.89	2,190,912.55		13,923.00			13,923.00	2,204,835.55	7,443,085.58								7,161,611.71		281,473.87	7,443,085.58
NON-CASH DISBURSEMENTS		234,171.10		102,972.65	337,143.75		114,165.76		5,973,399.13	6,087,564.89					6,087,564.89	6,424,708.64									348,336.86		6,076,371.78	6,424,708.64
Tax Remittance Advices Issued (TRA)		234,171.10		102,972.65	337,143.75		114,165.76		5,973,399.13	6,087,564.89					6,087,564.89	6,424,708.64									348,336.86		6,076,371.78	6,424,708.64
Non-Cash Availment Authority (NCAA)																												
Disbursements effected through outright deductions from claims (please specify...)																												
Overpayment of expenses(e.g. personnel benefits)																												
Restitution for loss of government property																												
Liquidated damages and similar claims																												
Others(TEF, BTr-Documentary Stamp Tax, etc.)																												
TOTAL NON-CASH DISBURSEMENTS		234,171.10		102,972.65	337,143.75		114,165.76		5,973,399.13	6,087,564.89					6,087,564.89	6,424,708.64									348,336.86		6,076,371.78	6,424,708.64
GRAND TOTAL		5,425,287.15		150,106.63	5,575,393.78		2,070,738.42		6,207,739.02	8,278,477.44		13,923.00			13,923.00	8,292,400.44	13,867,794.22								7,509,948.57		6,357,845.65	13,867,794.22


SUMMARY

Particulars	Previous Report	This Month	As at Date
(1)	(2)	(3)	(4)
Total Disbursement Authorities Received	64,317,406.37	33,265,208.64	97,582,615.01
NCA	28,309,000.00	13,230,000.00	41,539,000.00
NTA	28,309,000.00	13,610,500.00	41,919,500.00
Working Fund			
TRA	7,699,406.37	6,424,708.64	14,124,115.01
CDC			
NCAA			
Less: Notice of Transfer of Allocations (NTA)* issued	28,309,000.00	13,610,500.00	41,919,500.00
Total Disbursement Authorities Available	36,008,406.37	19,654,708.64	55,663,115.01
Less:			
Lapsed NCA	135.58		135.58
Disbursements	35,308,275.78	13,867,794.22	49,176,070.00
Less: Other Non-Cash Disbursements			
Disbursements effected through outright deductions from claims			
Overpayment of expenses(e.g. personnel benefits)			
Restitution for loss of government property			
Liquidated damages and similar claims			
Others (e.g. TEF, BTr, Docs Stamp, etc.)			
Add/Less: Adjustments (e.g. cancelled/staled checks)			
Balance of Disbursement Authorities as at date	699,995.01	5,786,914.42	6,486,909.43
Total Disbursements Program	36,008,406.37	19,654,708.64	55,663,115.01
Less: **Actual Disbursements	35,308,275.78	13,867,794.22	49,176,070.00
(Over)/Under spending	700,130.59	5,786,914.42	6,487,045.01


Notes: * The use of NTA is discouraged

** Amounts should tally with the grand total disbursement (column 27).


Certified Correct:


DIANA M. NILLOSAN
 Agency Chief Accountant
 Date:

Recommending Approval:


ANGELITO V. FONTANILLA
 Director, Financial and Management Service
 Date:

Approved by:


ENGR. NONITA S. CAGUIOA
 Assistant Secretary
 Finance, Information Systems and Mining Concerns
 Date:

MONTHLY REPORT OF DISBURSEMENTS
For the month of April 2022

Department: Department of Environment and Natural Resources (DENR)
 Agency: Office of the Secretary
 Operating Unit: ALL
 Organization Code: 10 001 0100000
 Fund Cluster: 03 - Special Account - Locally Funded

Particulars	Current Year Budget					Prior Year's Budget											SUB-TOTAL	Trust Liabilities				Grand Total					Remarks	
	PS	MOOE	FinEx	CO	TOTAL	Prior Year's Accounts Payable					Current Year's Accounts Payable							PS	MOOE	CO	TOTAL	PS	MOOE	FinEx	CO	TOTAL		
						PS	MOOE	FinEx	CO	Sub-Total	PS	MOOE	FinEx	CO	Sub-Total	TOTAL												
1	2	3	4	5	6=(2+3+4+5)	7	8	9	10	11=(7+8+9+10)	12	13	14	15	16=(12+13+14+15)	17=(11+16)	18=(6+17)	19	20	21	22=(19+20+21)	23	24	25	26	27=(23+24+25+26)	28	
CASH DISBURSEMENTS		19,056.84			19,056.84												19,056.84											
Notice of Cash Allocation (NCA)																												
MDS Checks Issued																												
Advice to Debit Account																												
Notice of Transfer Allocations (NTA)		19,056.84			19,056.84												19,056.84											
MDS Checks Issued		19,056.84			19,056.84												19,056.84											
Advice to Debit Account																												
Working Fund for FAPs																												
Cash Disbursement Ceiling (CDC)																												
TOTAL CASH DISBURSEMENTS		19,056.84			19,056.84												19,056.84											
NON-CASH DISBURSEMENTS		26,309.48			26,309.48												26,309.48											
Tax Remittance Advices Issued (TRA)		26,309.48			26,309.48												26,309.48											
Non-Cash Availment Authority (NCAA)																												
Disbursements effected through outright deductions from claims (please specify...)																												
Overpayment of expenses(e.g. personnel benefits)																												
Restitution for loss of government property																												
Liquidated damages and similar claims																												
Others(TEF, BTr-Documentary Stamp Tax, etc.)																												
TOTAL NON-CASH DISBURSEMENTS		26,309.48			26,309.48												26,309.48											
GRAND TOTAL		45,366.32			45,366.32												45,366.32											

Particulars (1)	Previous Report (2)	This Month (3)	As at Date (4)
Total Disbursement Authorities Received	774,517.75	45,366.48	819,884.23
NCA	397,245.00	-	397,245.00
NTA	190,851.50	19,057.00	209,908.50
Working Fund	-	-	-
TRA	186,421.25	26,309.48	212,730.73
CDC	-	-	-
NCAA	-	-	-
Less: Notice of Transfer of Allocations (NTA)* issued	-	-	-
Total Disbursement Authorities Available	774,517.75	45,366.48	819,884.23
Less:			
Lapsed NCA	0.23	-	0.23
Disbursements	573,864.06	45,366.32	619,230.38
Less: Other Non-Cash Disbursements	-	-	-
Disbursements effected through outright deductions from claims	-	-	-
Overpayment of expenses(e.g. personnel benefits)	-	-	-
Restitution for loss of government property	-	-	-
Liquidated damages and similar claims	-	-	-
Others (e.g. TEF, BTr, Docs Stamp, etc.)	-	-	-
Add/Less: Adjustments (e.g. cancelled/staled checks)	-	-	-
Balance of Disbursement Authorities as at date	200,653.46	0.16	200,653.62
Total Disbursements Program	774,517.75	45,366.48	819,884.23
Less: *Actual Disbursements	573,864.06	45,366.32	619,230.38
(Over)/Under spending	200,653.69	0.16	200,653.85

Notes: * The use of NTA is discouraged
 Notes: ** Amounts should tally with the grand total disbursement (column 27).

Certified Correct:

[Signature]
DIÑA M. NILLOSAN
 Agency Chief Accountant
 Date: *[Signature]*

Recommending Approval:

[Signature]
ANGELITO V. FONTANILLA
 Director, Financial and Management
 Date:

Approved by:

[Signature]
ENGR. NONITA S. GAGUIOA
 Assistant Secretary
 Finance, Information Systems and Mining Concerns
 Date:

MONTHLY REPORT OF DISBURSEMENTS
For the month of April 2022

Department: Department of Environment and Natural Resources (DENR)
Agency: Office of the Secretary
Operating Unit: ALL
Organization Code: 10 001 0100000
Fund Cluster: 04 - Special Account - Foreign Assisted/Grant

Particulars	Current Year Budget					Prior Year's Budget											SUB-TOTAL	Trust Liabilities				Grand Total					Remarks	
	PS	MOOE	FinEx	CO	TOTAL	Prior Year's Accounts Payable					Current Year's Accounts Payable							TOTAL	PS	MOOE	CO	TOTAL	PS	MOOE	FinEx	CO		TOTAL
						PS	MOOE	FinEx	CO	Sub-Total	PS	MOOE	FinEx	CO	Sub-Total	TOTAL												
1	2	3	4	5	6=(2+3+4+5)	7	8	9	10	11=(7+8+9+10)	12	13	14	15	16=(12+13+14+15)	17=(11+16)	18=(6+17)	19	20	21	22=(19+20+21)	23	24	25	26	27=(23+24+25+26)	28	
CASH DISBURSEMENTS																												
Notice of Cash Allocation (NCA)																												
MDS Checks Issued																												
Advice to Debit Account																												
Notice of Transfer Allocations (NTA)																												
MDS Checks Issued																												
Advice to Debit Account																												
Working Fund for FAPs																												
Cash Disbursement Ceiling (CDC)																												
TOTAL CASH DISBURSEMENTS																												
NON-CASH DISBURSEMENTS																												
Tax Remittance Advices Issued (TRA)																												
Non-Cash Availment Authority (NCAA)																												
Disbursements effected through outright deductions from claims (please specify...)																												
Overpayment of expenses(e.g. personnel benefits)																												
Restitution for loss of government property																												
Liquidated damages and similar claims																												
Others(TEF, BTr-Documentary Stamp Tax, etc.)																												
TOTAL NON-CASH DISBURSEMENTS																												
GRAND TOTAL																												

Particulars	Previous Report	This Month	As at Date
(1)	(2)	(3)	(4)
Total Disbursement Authorities Received	6,977,203.13	-	6,977,203.13
NCA	-	-	-
NTA	-	-	-
Working Fund	6,977,203.13	-	6,977,203.13
TRA	-	-	-
CDC	-	-	-
NCAA	-	-	-
Less: Notice of Transfer of Allocations (NTA)* issued	5,265,743.78	-	5,265,743.78
Total Disbursement Authorities Available	1,711,459.35	-	1,711,459.35
Less:			
Lapsed NCA	-	-	-
Disbursements	-	-	-
Less: Other Non-Cash Disbursements			
Disbursements effected through outright deductions from claims	-	-	-
Overpayment of expenses(e.g. personnel benefits)	-	-	-
Restitution for loss of government property	-	-	-
Liquidated damages and similar claims	-	-	-
Others (e.g. TEF, BTr, Docs Stamp, etc.)	-	-	-
Add/Less: Adjustments (e.g. cancelled/staled checks)	-	-	-
Balance of Disbursement Authorities as at date	1,711,459.35	-	1,711,459.35
Total Disbursements Program	1,711,459.35	-	1,711,459.35
Less: *Actual Disbursements	-	-	-
(Over)/Under spending	1,711,459.35	-	1,711,459.35

Notes: * The use of NTA is discouraged
 Notes: ** Amounts should tally with the grand total disbursement (column 27).

Certified Correct:

[Signature]
DIÑA M NILLOSAN
 Agency Chief Accountant
 Date: *pe H*

Recommending Approval:

[Signature]
ANGELITO V. FONTANILLA
 Director, Financial and Management Service
 Date:

Approved by:

[Signature]
ENGR. NONITA S. CAGUIOA
 Assistant Secretary
 Finance, Information Systems and Mining Concerns
 Date:

MONTHLY REPORT OF DISBURSEMENTS
For the month of April 2022

Department: Department of Environment and Natural Resources (DENR)
Agency: Office of the Secretary
Operating Unit: ALL
Organization Code: 10 001 0100000
Fund Cluster: 07 - Trust Fund

Particulars	Current Year Budget					Prior Year's Budget											SUB-TOTAL	Trust Liabilities				Grand Total					Remarks	
	PS	MOOE	FinEx	CO	TOTAL	Prior Year's Accounts Payable					Current Year's Accounts Payable							PS	MOOE	CO	TOTAL	PS	MOOE	FinEx	CO	TOTAL		
						PS	MOOE	FinEx	CO	Sub-Total	PS	MOOE	FinEx	CO	Sub-Total	PS												MOOE
1	2	3	4	5	6=(2+3+4+5)	7	8	9	10	11=(7+8+9+10)	12	13	14	15	16=(13+14+15)	17=(11+16)	18=(6+17)	19	20	21	22=(19+20+21)	23	24	25	26	27=(23+24+25+26)	28	
CASH DISBURSEMENTS																												
Notice of Cash Allocation (NCA)																												
MDS Checks Issued																												
Advice to Debit Account																												
Notice of Transfer Allocations (NTA)																												
MDS Checks Issued																												
Advice to Debit Account																												
Working Fund for FAPs																												
Cash Disbursement Ceiling (CDC)																												
TOTAL CASH DISBURSEMENTS																												
NON-CASH DISBURSEMENTS																												
Tax Remittance Advices Issued (TRA)																												
Non-Cash Availment Authority (NCAA)																												
Disbursements effected through outright deductions from claims (please specify...)																												
Overpayment of expenses(e.g. personnel benefits)																												
Restitution for loss of government property																												
Liquidated damages and similar claims																												
Others(TEF, BTr-Documentary Stamp Tax, etc.)																												
TOTAL NON-CASH DISBURSEMENTS																												
GRAND TOTAL																												

SUMMARY

Particulars	Previous Report	This Month	As at Date
(1)	(2)	(3)	(4)
Total Disbursement Authorities Received	17,518,073.44	71,197.87	17,589,271.31
NCA	17,119,531.00	-	17,119,531.00
NTA***	-	-	-
Working Fund	-	-	-
TRA	398,542.44	71,197.87	469,740.31
CDC	-	-	-
NCAA	-	-	-
Less: Notice of Transfer of Allocations (NTA)* issued	-	560,568.40	560,568.40
Total Disbursement Authorities Available	17,518,073.44	(489,370.53)	17,028,702.91
Less:			
Lapsed NCA	-	-	-
Disbursements	9,836,347.39	1,273,540.59	11,109,887.98
Less: Other Non-Cash Disbursements			
Disbursements effected through outright deductions from claims			
Overpayment of expenses(e.g. personnel benefits)			
Restitution for loss of government property			
Liquidated damages and similar claims			
Others (e.g. TEF, BTr, Docs Stamp, etc.)			
Add/Less: Adjustments (e.g. cancelled/staled checks)			
Balance of Disbursement Authorities as at date	7,681,726.05	(1,762,911.12)	5,918,814.93
Total Disbursements Program	17,518,073.44	(489,370.53)	17,028,702.91
Less: *Actual Disbursements	9,836,347.39	1,273,540.59	11,109,887.98
(Over)/Under spending	7,681,726.05	(1,762,911.12)	5,918,814.93

Notes: * The use of NTA is discouraged

Notes: ** Amounts should tally with the grand total disbursement (column 27).

Certified Correct:

Dina M. Nillosan
DINA M. NILLOSAN
Agency Chief Accountant
Date: *2 A*

Recommending Approval:

Angelito V. Fontanilla
ANGELITO V. FONTANILLA
Director, Financial and Management Service
Date:

Approved by:

Nonita S. Casio
ENGR. NONITA S. CASIO
Assistant Secretary
Finance, Information Systems and Mining Concerns
Date: