

MONTHLY REPORT OF DISBURSEMENTS
For the month of February 2022

Department: Department of Environment and Natural Resources (DENR)
 Agency: Office of the Secretary
 Operating Unit: ALL
 Organization Code: 10 001 0100000
 Fund Cluster: 01 - Regular Agency Fund

Particulars	Current Year Budget					Prior Year's Budget											Trust Liabilities				Grand Total					Remarks	
	PS	MOOE	FinEx	CO	TOTAL	Prior Year's Accounts Payable					Current Year's Accounts Payable					SUB-TOTAL	PS	MOOE	CO	TOTAL	PS	MOOE	FinEx	CO	TOTAL		
						PS	MOOE	FinEx	CO	Sub-Total	PS	MOOE	FinEx	CO	Sub-Total												TOTAL
1	2	3	4	5	6=(2+3+4+5)	7	8	9	10	11=(7+8+9+10)	12	13	14	15	16=(12+13+14+15)	17=(11+16)	18=(6+17)	19	20	21	22=(19+20+21)	23	24	25	26	27=(23+24+25+26)	28
CASH DISBURSEMENTS	547,368,311.38	205,358,198.33	-	16,398,482.72	769,124,992.43	62,486,463.46	108,131,009.62	-	29,349,976.86	199,967,449.94	792,219.55	15,344,411.08	-	4,152,123.08	20,288,753.71	220,256,203.65	989,381,196.08	-	-	-	-	610,648,994.39	328,833,619.03	-	-	49,900,582.66	989,381,196.08
Notice of Cash Allocation (NCA)	547,295,636.38	204,001,647.60	-	16,398,482.72	767,695,766.70	62,486,463.46	107,301,733.33	-	29,349,976.86	199,138,173.65	792,219.55	15,344,411.08	-	4,152,123.08	20,288,753.71	219,426,927.36	987,122,694.06	-	-	-	-	610,574,319.39	328,647,792.01	-	-	49,900,582.66	987,122,694.06
MDS Checks Issued	115,572,576.55	33,769,746.41	-	5,703,087.57	155,045,410.53	4,285,991.24	25,504,222.30	-	3,650,440.50	33,440,654.04	30,822.43	4,491,074.05	-	481,304.37	5,003,000.85	38,443,654.89	193,489,065.42	-	-	-	-	119,889,190.22	63,765,042.76	-	-	9,834,832.44	193,489,065.42
Advice to Debit Account	431,723,069.83	170,231,901.19	-	10,695,395.15	612,650,356.17	58,200,472.22	81,787,511.03	-	25,699,536.36	165,697,519.61	761,597.12	10,853,337.03	-	3,670,818.71	15,285,752.86	180,983,272.47	793,633,628.64	-	-	-	-	490,855,129.17	292,882,749.25	-	-	40,065,750.22	793,633,628.64
Notice of Transfer Allocations (NTA)	72,675.00	1,356,550.73	-	-	1,429,225.73	-	829,276.29	-	-	829,276.29	-	-	-	-	-	2,258,502.02	72,675.00	-	-	-	-	-	-	-	-	-	2,258,502.02
MDS Checks Issued	-	511,796.47	-	-	511,796.47	-	174,818.56	-	-	174,818.56	-	-	-	-	-	174,818.56	686,615.03	-	-	-	-	-	-	-	-	-	686,615.03
Advice to Debit Account	72,675.00	844,754.26	-	-	917,429.26	-	654,457.73	-	-	654,457.73	-	-	-	-	-	654,457.73	1,571,886.99	-	-	-	-	72,675.00	1,499,211.99	-	-	-	1,571,886.99
Working Fund for FAPs	-	-	-	-	-	-	-	-	-	-	-	-	-	-	-	-	-	-	-	-	-	-	-	-	-	-	-
Cash Disbursement Ceiling (CDC)	-	-	-	-	-	-	-	-	-	-	-	-	-	-	-	-	-	-	-	-	-	-	-	-	-	-	-
TOTAL CASH DISBURSEMENTS	547,368,311.38	205,358,198.33	-	16,398,482.72	769,124,992.43	62,486,463.46	108,131,009.62	-	29,349,976.86	199,967,449.94	792,219.55	15,344,411.08	-	4,152,123.08	20,288,753.71	220,256,203.65	989,381,196.08	-	-	-	-	610,648,994.39	328,833,619.03	-	-	49,900,582.66	989,381,196.08
NON-CASH DISBURSEMENTS	27,742,437.87	7,318,449.69	-	127,826.63	35,188,714.19	52,803.80	2,106,726.27	-	640,326.24	2,799,856.31	-	115,343.30	-	17,063.64	132,406.94	2,932,263.25	38,120,977.44	-	-	-	-	27,795,241.67	9,540,519.26	-	-	785,216.51	38,120,977.44
Tax Remittance Advices Issued (TRA)	27,732,625.54	7,318,449.69	-	127,826.63	35,178,901.86	52,803.80	2,106,726.27	-	640,326.24	2,799,856.31	-	115,343.30	-	17,063.64	132,406.94	2,932,263.25	38,111,165.11	-	-	-	-	27,785,429.34	9,540,519.26	-	-	785,216.51	38,111,165.11
Non-Cash Availment Authority (NCAA)	-	-	-	-	-	-	-	-	-	-	-	-	-	-	-	-	-	-	-	-	-	-	-	-	-	-	-
Disbursements effected through outright deductions from claims (please specify)	9,812.33	-	-	-	9,812.33	-	-	-	-	-	-	-	-	-	-	-	9,812.33	-	-	-	-	9,812.33	-	-	-	-	9,812.33
Overpayment of expenses (e.g. personnel benefits)	9,812.33	-	-	-	9,812.33	-	-	-	-	-	-	-	-	-	-	-	9,812.33	-	-	-	-	9,812.33	-	-	-	-	9,812.33
Restitution for loss of government property	-	-	-	-	-	-	-	-	-	-	-	-	-	-	-	-	-	-	-	-	-	-	-	-	-	-	-
Liquidated damages and similar claims	-	-	-	-	-	-	-	-	-	-	-	-	-	-	-	-	-	-	-	-	-	-	-	-	-	-	-
Others (TEF BTR-Documentary Stamp Tax etc)	-	-	-	-	-	-	-	-	-	-	-	-	-	-	-	-	-	-	-	-	-	-	-	-	-	-	-
TOTAL NON-CASH DISBURSEMENTS	27,742,437.87	7,318,449.69	-	127,826.63	35,188,714.19	52,803.80	2,106,726.27	-	640,326.24	2,799,856.31	-	115,343.30	-	17,063.64	132,406.94	2,932,263.25	38,120,977.44	-	-	-	-	27,795,241.67	9,540,519.26	-	-	785,216.51	38,120,977.44
GRAND TOTAL	575,110,749.25	212,676,648.02	-	16,526,309.35	804,313,706.62	62,539,267.26	110,237,735.89	-	29,990,303.10	202,767,306.25	792,219.55	15,459,754.38	-	4,169,186.72	20,421,160.65	223,188,466.90	1,027,502,173.52	-	-	-	-	638,442,236.06	338,374,138.29	-	-	50,685,799.17	1,027,502,173.52

SUMMARY

Particulars	Previous Report	This Month	As at Date
(1)	(2)	(3)	(4)
Total Disbursement Authorities Received	1,024,807,221.84	1,118,631,624.93	2,143,638,946.77
NCA	867,577,580.00	1,014,559,666.14	1,982,137,246.14
NTA	6,153,575.88	66,160,793.68	72,314,369.56
Working Fund	-	-	-
TRA	51,076,065.96	38,111,165.11	89,187,231.07
CDC	-	-	-
NCAA	-	-	-
Less: Notice of Transfer of Allocations (NTA) issued	6,329,675.88	72,119,871.72	78,449,547.60
Total Disbursement Authorities Available	1,018,477,545.96	1,046,711,753.21	2,065,189,269.17
Less:			
Lapsed NCA	-	-	-
**Disbursements	773,928,580.23	1,027,502,173.52	1,801,430,753.75
Less: Other Non-Cash Disbursements	-	-	-
Disbursements effected through outright deductions from claims	-	-	-
Overpayment of expenses (e.g. personnel benefits)	-	-	-
Restitution for loss of government property	-	-	-
Liquidated damages and similar claims	-	-	-
Others (e.g. TEF BTR- Docs Stamp etc)	-	-	-
Add/ Less: Adjustments (e.g. cancelled/staled checks)	-	197,718.15	197,718.15
Balance of Disbursement Authorities as at date	244,548,965.73	19,407,297.84	263,956,263.57
Total Disbursements Program	1,018,477,545.96	1,046,909,471.36	2,065,387,017.32
Less: **Actual Disbursements	773,928,580.23	1,027,502,173.52	1,801,430,753.75
(Over)/Under spending	244,548,965.73	19,407,297.84	263,956,263.57

Notes: * The use of NTA is discouraged
 ** Amounts should tally with the grand total disbursement (column 27).

Certified Correct:

Dina M. Nillosan
DIÑA M. NILLOSAN
 Agency Chief Accountant
 Date: *4*

Approved by:

Angelito V. Fontanilla
ANGELITO V. FONTANILLA
 Director, Financial and Management Service
 Date:

MONTHLY REPORT OF DISBURSEMENTS
For the month of February 2022

Department: Department of Environment and Natural Resources (DENR)
 Agency: Office of the Secretary
 Operating Unit: ALL
 Organization Code: 10 001 0100000
 Fund Cluster: 02 - Foreign Assisted Projects Fund (LP)

Particulars	Current Year Budget					Prior Year's Budget											SUB-TOTAL	Trust Liabilities				Grand Total					Remarks		
	PS	MOOE	Fin Ex	CO	TOTAL	Prior Year's Accounts Payable				Sub-Total	Current Year's Accounts Payable				TOTAL	PS		MOOE	CO	TOTAL	PS	MOOE	Fin Ex	CO	TOTAL				
						PS	MOOE	FinEx	CO		PS	MOOE	FinEx	CO												PS		MOOE	CO
1	2	3	4	5	6=(2+3+4+5)	7	8	9	10	11=(7+8+9+10)	12	13	14	15	16=(12+13+14+15)	17=(11+16)	18=(8+17)	19	20	21	22=(19+20+21)	23	24	25	26	27=(23+24+25+26)	28		
CASH DISBURSEMENTS							49,051,448.66		15,927,289.71	64,978,738.37		1,596,289.43			1,596,289.43	66,575,027.80	66,575,027.80								50,647,738.09	15,927,289.71	66,575,027.80		
Notice of Cash Allocation (NCA)																													
MDS Checks Issued																													
Advice to Debit Account																													
Notice of Transfer Allocations (NTA)																													
MDS Checks Issued																													
Advice to Debit Account																													
Working Fund for FAPs							49,051,448.66		15,927,289.71	64,978,738.37		1,596,289.43			1,596,289.43	66,575,027.80	66,575,027.80								50,647,738.09	15,927,289.71	66,575,027.80		
Cash Disbursement Ceiling (CDC)																													
TOTAL CASH DISBURSEMENTS							49,051,448.66		15,927,289.71	64,978,738.37		1,596,289.43			1,596,289.43	66,575,027.80	66,575,027.80								50,647,738.09	15,927,289.71	66,575,027.80		
NON-CASH DISBURSEMENTS																													
Tax Remittance Advices Issued (TRA)							66,288.21		139,211.51	205,499.72						205,499.72	205,499.72								66,288.21	139,211.51	205,499.72		
Non-Cash Availment Authority (NCAA)							66,288.21		139,211.51	205,499.72						205,499.72	205,499.72								66,288.21	139,211.51	205,499.72		
Disbursements effected through outright deductions from claims (please specify .)																													
Overpayment of expenses(e.g. personnel benefits)																													
Restitution for loss of government property																													
Liquidated damages and similar claims																													
Others(TEF, BTr-Documentary Stamp Tax, etc.)																													
TOTAL NON-CASH DISBURSEMENTS							66,288.21		139,211.51	205,499.72						205,499.72	205,499.72								66,288.21	139,211.51	205,499.72		
GRAND TOTAL							49,117,736.87		16,066,501.22	65,184,238.09		1,596,289.43			1,596,289.43	66,780,527.52	66,780,527.52								50,714,026.30	16,066,501.22	66,780,527.52		

SUMMARY

Particulars	Previous Report	This Month	As at Date
(1)	(2)	(3)	(4)
Total Disbursement Authorities Received	175,587,825.65	70,528,851.89	246,116,677.54
NCA	-	-	-
NTA/Funding Check (FC) Received	73,655,000.00	22,300,234.55	95,955,234.55
Working Fund	101,932,825.65	48,023,117.62	149,955,943.27
TRA	-	205,499.72	205,499.72
CDC	-	-	-
NCAA	-	-	-
Less: Notice of Transfer of Allocations (NTA)/Funding Check (FC)* issued	80,683,939.00	27,798,878.00	108,482,817.00
Total Disbursement Authorities Available	94,903,886.65	42,729,973.89	137,633,860.54
Less:			
Lapsed NCA	-	-	-
Disbursements	28,040,480.97	66,780,527.52	94,821,008.49
Less: Other Non-Cash Disbursements			
Disbursements effected through outright deductions from claims	-	-	-
Overpayment of expenses(e.g. personnel benefits)	-	-	-
Restitution for loss of government property	-	-	-
Liquidated damages and similar claims	-	-	-
Others (e.g. TEF, BTr, Docs Stamp, etc.)	-	-	-
Add/Less: Adjustments (e.g. cancelled/staled checks)	10,504.11	-	10,504.11
Balance of Disbursement Authorities as at date	66,873,909.79	(24,050,553.63)	42,823,356.16
Total Disbursements Program	94,914,390.76	42,729,973.89	137,644,364.65
Less: **Actual Disbursements	28,040,480.97	66,780,527.52	94,821,008.49
(Over)/Under spending	66,873,909.79	(24,050,553.63)	42,823,356.16

Notes: * The use of NTA is discouraged

** Amounts should tally with the grand total disbursement (column 27).

Certified Correct:

[Signature]
DIÑA M. NILLOSAN
 Agency Chief Accountant
 Date: *[Signature]*

Approved by:

[Signature]
ANGELITO V. FONTANILLA
 Director, Financial and Management Service
 Date:

MONTHLY REPORT OF DISBURSEMENTS
For the month of February 2022

Department: Department of Environment and Natural Resources (DENR)
Agency: Office of the Secretary
Operating Unit: ALL
Organization Code: 10 001 0100000
Fund Cluster: 02 - Foreign Assisted Projects Fund (GOP)

Particulars	Current Year Budget					Prior Year's Budget											SUB-TOTAL	Trust Liabilities				Grand Total					Remarks
	PS	MOOE	Fin Ex	CO	TOTAL	Prior Year's Accounts Payable				Sub-Total	Current Year's Accounts Payable				TOTAL	PS		MOOE	CO	TOTAL	PS	MOOE	Fin Ex	CO	TOTAL		
						PS	MOOE	FinEx	CO		PS	MOOE	FinEx	CO												PS	
1	2	3	4	5	6=(2+3+4+5)	7	8	9	10	11=(7+8+9+10)	12	13	14	15	16=(12+13+14+15)	17=(11+16)	18=(6+17)	19	20	21	22=(19+20+21)	23	24	25	26	27=(23+24+25+26)	28
CASH DISBURSEMENTS	-	5,495,186.07	-	-	5,495,186.07	-	2,226,783.18	-	372,992.21	2,599,775.39	-	101,306.84	-	-	101,306.84	2,701,082.23	8,196,268.30	-	-	-	-	-	7,823,276.09	-	372,982.21	8,196,268.30	
Notice of Cash Allocation (NCA)	-	2,844,416.34	-	-	2,844,416.34	-	581,703.66	-	-	581,703.66	-	-	-	-	-	581,703.66	3,426,120.00	-	-	-	-	-	3,426,120.00	-	-	3,426,120.00	
MDS Checks Issued	-	168,869.52	-	-	168,869.52	-	186,454.07	-	-	186,454.07	-	-	-	-	-	186,454.07	355,323.59	-	-	-	-	-	355,323.59	-	-	355,323.59	
Advice to Debit Account	-	2,675,546.82	-	-	2,675,546.82	-	395,249.59	-	-	395,249.59	-	-	-	-	-	395,249.59	3,070,798.41	-	-	-	-	-	3,070,798.41	-	-	3,070,798.41	
Notice of Transfer Allocations (NTA)	-	2,650,769.73	-	-	2,650,769.73	-	1,645,079.52	-	372,992.21	2,018,071.73	-	101,306.84	-	-	101,306.84	2,119,378.57	4,770,148.30	-	-	-	-	-	4,397,156.09	-	372,982.21	4,770,148.30	
MDS Checks Issued	-	870,141.93	-	-	870,141.93	-	340,620.33	-	241,498.34	582,118.67	-	-	-	-	-	582,118.67	1,452,280.60	-	-	-	-	-	1,210,762.26	-	241,498.34	1,452,260.60	
Advice to Debit Account	-	1,780,627.80	-	-	1,780,627.80	-	1,304,459.19	-	131,493.87	1,435,953.06	-	101,306.84	-	-	101,306.84	1,537,259.90	3,317,887.70	-	-	-	-	-	3,186,393.83	-	131,493.87	3,317,887.70	
Working Fund for FAPs	-	-	-	-	-	-	-	-	-	-	-	-	-	-	-	-	-	-	-	-	-	-	-	-	-	-	
Cash Disbursement Ceiling (CDC)	-	-	-	-	-	-	-	-	-	-	-	-	-	-	-	-	-	-	-	-	-	-	-	-	-	-	
TOTAL CASH DISBURSEMENTS	-	5,495,186.07	-	-	5,495,186.07	-	2,226,783.18	-	372,992.21	2,599,775.39	-	101,306.84	-	-	101,306.84	2,701,082.23	8,196,268.30	-	-	-	-	-	7,823,276.09	-	372,982.21	8,196,268.30	
NON-CASH DISBURSEMENTS	-	48,982.60	-	-	48,982.60	-	342,700.03	-	-	342,700.03	-	-	-	-	-	342,700.03	391,682.63	-	-	-	-	-	391,682.63	-	-	391,682.63	
Tax Remittance Advices Issued (TRA)	-	48,982.60	-	-	48,982.60	-	342,700.03	-	-	342,700.03	-	-	-	-	-	342,700.03	391,682.63	-	-	-	-	-	391,682.63	-	-	391,682.63	
Non-Cash Availment Authority (NCAA)	-	-	-	-	-	-	-	-	-	-	-	-	-	-	-	-	-	-	-	-	-	-	-	-	-	-	
Disbursements effected through outright deductions from claims (please specify...)	-	-	-	-	-	-	-	-	-	-	-	-	-	-	-	-	-	-	-	-	-	-	-	-	-	-	
Overpayment of expenses(e.g. personnel benefits)	-	-	-	-	-	-	-	-	-	-	-	-	-	-	-	-	-	-	-	-	-	-	-	-	-	-	
Restitution for loss of government property	-	-	-	-	-	-	-	-	-	-	-	-	-	-	-	-	-	-	-	-	-	-	-	-	-	-	
Liquidated damages and similar claims	-	-	-	-	-	-	-	-	-	-	-	-	-	-	-	-	-	-	-	-	-	-	-	-	-	-	
Others(TEF, BTr-Documentary Stamp Tax, etc.)	-	-	-	-	-	-	-	-	-	-	-	-	-	-	-	-	-	-	-	-	-	-	-	-	-	-	
TOTAL NON-CASH DISBURSEMENTS	-	48,982.60	-	-	48,982.60	-	342,700.03	-	-	342,700.03	-	-	-	-	-	342,700.03	391,682.63	-	-	-	-	-	391,682.63	-	-	391,682.63	
GRAND TOTAL	-	5,544,168.67	-	-	5,544,168.67	-	2,569,483.21	-	372,992.21	2,942,475.42	-	101,306.84	-	-	101,306.84	3,043,782.26	8,587,950.93	-	-	-	-	-	8,214,958.72	-	372,992.21	8,587,950.93	

SUMMARY

Particulars	Previous Report	This Month	As at Date
(1)	(2)	(3)	(4)
Total Disbursement Authorities Received	18,186,518.43	22,394,682.63	40,581,201.06
NCA	8,019,000.00	10,497,000.00	18,516,000.00
NTA	7,010,000.00	11,508,000.00	18,516,000.00
Working Fund	-	-	-
TRA	3,157,518.43	391,682.63	3,549,201.06
CDC	-	-	-
NCAA	-	-	-
Less: Notice of Transfer of Allocations (NTA)* issued	8,019,000.00	10,497,000.00	18,516,000.00
Total Disbursement Authorities Available	10,167,518.43	11,897,682.63	22,065,201.06
Less:			
Lapsed NCA	-	-	-
Disbursements	6,018,080.35	8,587,950.93	14,606,031.28
Less: Other Non-Cash Disbursements	-	-	-
Disbursements effected through outright deductions from claims	-	-	-
Overpayment of expenses(e.g. personnel benefits)	-	-	-
Restitution for loss of government property	-	-	-
Liquidated damages and similar claims	-	-	-
Others (e.g. TEF, BTr, Docs Stamp, etc.)	-	-	-
Add/Less: Adjustments (e.g. cancelled/stated checks)	-	-	-
Balance of Disbursement Authorities as at date	4,149,438.08	3,309,731.70	7,459,169.78
Total Disbursements Program	10,167,518.43	11,897,682.63	22,065,201.06
Less: **Actual Disbursements	6,018,080.35	8,587,950.93	14,606,031.28
(Over)/Under spending	4,149,438.08	3,309,731.70	7,459,169.78

Notes: * The use of NTA is discouraged

** Amounts should tally with the grand total disbursement (column 27).

Certified Correct:

[Signature]
DIÑA M. NILLOSAN
Agency Chief Accountant
Date: *p h*

Approved by:

[Signature]
ANGELITO V. FONTANILLA
Director, Financial and Management Service
Date:

MONTHLY REPORT OF DISBURSEMENTS
For the month of February 2022

Department: Department of Environment and Natural Resources (DENR)
 Agency: Office of the Secretary
 Operating Unit: ALL
 Organization Code: 10 001 0100000
 Fund Cluster: 04 - Special Account - Foreign Assisted/Grant

Particulars	Current Year Budget					Prior Year's Budget											SUB-TOTAL	Trust Liabilities				Grand Total					Remarks
	PS	MOOE	FinEx	CO	TOTAL	Prior Year's Accounts Payable					Current Year's Accounts Payable					TOTAL		PS	MOOE	CO	TOTAL	PS	MOOE	FinEx	CO	TOTAL	
						PS	MOOE	FinEx	CO	Sub-Total	PS	MOOE	FinEx	CO	Sub-Total												
1	2	3	4	5	6=(2+3+4+5)	7	8	9	10	11=(7+8+9+10)	12	13	14	15	16=(12+13+14+15)	17=(11+16)	18=(8+17)	19	20	21	22=(19+20+21)	23	24	25	26	27=(23+24+25+26)	28
CASH DISBURSEMENTS	-	-	-	-	-	-	-	-	-	-	-	-	-	-	-	-	-	-	-	-	-	-	-	-	-	-	-
Notice of Cash Allocation (NCA)	-	-	-	-	-	-	-	-	-	-	-	-	-	-	-	-	-	-	-	-	-	-	-	-	-	-	-
MDS Checks Issued	-	-	-	-	-	-	-	-	-	-	-	-	-	-	-	-	-	-	-	-	-	-	-	-	-	-	-
Advice to Debit Account	-	-	-	-	-	-	-	-	-	-	-	-	-	-	-	-	-	-	-	-	-	-	-	-	-	-	-
Notice of Transfer Allocations (NTA)	-	-	-	-	-	-	-	-	-	-	-	-	-	-	-	-	-	-	-	-	-	-	-	-	-	-	-
MDS Checks Issued	-	-	-	-	-	-	-	-	-	-	-	-	-	-	-	-	-	-	-	-	-	-	-	-	-	-	-
Advice to Debit Account	-	-	-	-	-	-	-	-	-	-	-	-	-	-	-	-	-	-	-	-	-	-	-	-	-	-	-
Working Fund for FAPs	-	-	-	-	-	-	-	-	-	-	-	-	-	-	-	-	-	-	-	-	-	-	-	-	-	-	-
Cash Disbursement Ceiling (CDC)	-	-	-	-	-	-	-	-	-	-	-	-	-	-	-	-	-	-	-	-	-	-	-	-	-	-	-
TOTAL CASH DISBURSEMENTS	-	-	-	-	-	-	-	-	-	-	-	-	-	-	-	-	-	-	-	-	-	-	-	-	-	-	-
NON-CASH DISBURSEMENTS	-	-	-	-	-	-	-	-	-	-	-	-	-	-	-	-	-	-	-	-	-	-	-	-	-	-	-
Tax Remittance Advices Issued (TRA)	-	-	-	-	-	-	-	-	-	-	-	-	-	-	-	-	-	-	-	-	-	-	-	-	-	-	-
Non-Cash Availment Authority (NCAA)	-	-	-	-	-	-	-	-	-	-	-	-	-	-	-	-	-	-	-	-	-	-	-	-	-	-	-
Disbursements effected through outright deductions from claims (please specify...)	-	-	-	-	-	-	-	-	-	-	-	-	-	-	-	-	-	-	-	-	-	-	-	-	-	-	-
Overpayment of expenses(e.g. personnel benefits)	-	-	-	-	-	-	-	-	-	-	-	-	-	-	-	-	-	-	-	-	-	-	-	-	-	-	-
Restitution for loss of government property	-	-	-	-	-	-	-	-	-	-	-	-	-	-	-	-	-	-	-	-	-	-	-	-	-	-	-
Liquidated damages and similar claims	-	-	-	-	-	-	-	-	-	-	-	-	-	-	-	-	-	-	-	-	-	-	-	-	-	-	-
Others(TEF, BTr-Documentary Stamp Tax, etc.)	-	-	-	-	-	-	-	-	-	-	-	-	-	-	-	-	-	-	-	-	-	-	-	-	-	-	-
TOTAL NON-CASH DISBURSEMENTS	-	-	-	-	-	-	-	-	-	-	-	-	-	-	-	-	-	-	-	-	-	-	-	-	-	-	-
GRAND TOTAL	-	-	-	-	-	-	-	-	-	-	-	-	-	-	-	-	-	-	-	-	-	-	-	-	-	-	-

SUMMARY

Particulars	Previous Report	This Month	As at Date
(1)	(2)	(3)	(4)
Total Disbursement Authorities Received	2,381,931.31	-	2,381,931.31
NCA	-	-	-
NTA	-	-	-
Working Fund	2,381,931.31	-	2,381,931.31
TRA	-	-	-
CDC	-	-	-
NCAA	-	-	-
Less: Notice of Transfer of Allocations (NTA)* issued	-	256,627.98	256,627.98
Total Disbursement Authorities Available	2,381,931.31	(256,627.98)	2,125,303.33
Less:			
Lapsed NCA	-	-	-
Disbursements	-	-	-
Less: Other Non-Cash Disbursements	-	-	-
Disbursements effected through outright deductions from claims	-	-	-
Overpayment of expenses(e.g. personnel benefits)	-	-	-
Restitution for loss of government property	-	-	-
Liquidated damages and similar claims	-	-	-
Others (e.g. TEF, BTr, Docs Stamp, etc.)	-	-	-
Add/Less: Adjustments (e.g. cancelled/staled checks)	-	-	-
Balance of Disbursement Authorities as at date	2,381,931.31	(256,627.98)	2,125,303.33
Total Disbursements Program	2,381,931.31	(256,627.98)	2,125,303.33
Less: *Actual Disbursements	-	-	-
(Over)/Under spending	2,381,931.31	(256,627.98)	2,125,303.33

Notes: * The use of NTA is discouraged
 Notes: ** Amounts should tally with the grand total disbursement (column 27).

Certified Correct:

[Signature]
DIÑA M. NILLOSAN
 Agency Chief Accountant
 Date: *pe H*

Approved by:

[Signature]
ANGELITO V. FONTANILLA
 Director, Financial and Management Service
 Date:

MONTHLY REPORT OF DISBURSEMENTS
For the month of February 2022

FAR No. 4

Department: Department of Environment and Natural Resources (DENR)
Agency: Office of the Secretary
Operating Unit: ALL
Organization Code: 10 001 0100000
Fund Cluster: 03 - Special Account - Locally Funded

Particulars	Current Year Budget					Prior Year's Budget										SUB-TOTAL	Trust Liabilities					Grand Total					Remarks	
	PS	MOOE	FinEx	CO	TOTAL	Prior Year's Accounts Payable					Current Year's Accounts Payable						TOTAL	PS	MOOE	CO	TOTAL	PS	MOOE	FinEx	CO	TOTAL		
						PS	MOOE	FinEx	CO	Sub-Total	PS	MOOE	FinEx	CO	Sub-Total													19
1	2	3	4	5	6=(2+3+4+5)	7	8	9	10	11=(7+8+9+10)	12	13	14	15	16=(12+13+14+15)	17=(11+16)	18=(6+17)	19	20	21	22=(19+20+21)	23	24	25	26	27=(23+24+25+26)	28	
CASH DISBURSEMENTS																												
Notice of Cash Allocation (NCA)																												
MDS Checks Issued																												
Advice to Debit Account																												
Notice of Transfer Allocations (NTA)																												
MDS Checks Issued																												
Advice to Debit Account																												
Working Fund for FAPs																												
Cash Disbursement Ceiling (CDC)																												
TOTAL CASH DISBURSEMENTS																												
NON-CASH DISBURSEMENTS																												
Tax Remittance Advices Issued (TRA)		86,481.72			86,481.72												86,481.72										86,481.72	
Non-Cash Availment Authority (NCAA)		86,481.72			86,481.72												86,481.72										86,481.72	
Disbursements effected through outright deductions from claims (please specify...)																												
Overpayment of expenses(e.g. personnel benefits)																												
Restitution for loss of government property																												
Liquidated damages and similar claims																												
Others(TEF, BTR, Documentary Stamp Tax, etc.)																												
TOTAL NON-CASH DISBURSEMENTS		86,481.72			86,481.72												86,481.72										86,481.72	
GRAND TOTAL		86,481.72			86,481.72												86,481.72										86,481.72	

Particulars (1)	Previous Report (2)	This Month (3)	As at Date (4)
Total Disbursement Authorities Received	63,631.34	86,481.72	150,113.06
NCA	-	-	-
NTA	-	-	-
Working Fund	-	-	-
TRA	63,631.34	86,481.72	150,113.06
CDC	-	-	-
NCAA	-	-	-
Less: Notice of Transfer of Allocations (NTA)* issued	-	-	-
Total Disbursement Authorities Available	63,631.34	86,481.72	150,113.06
Less:			
Lapsed NCA	-	-	-
Disbursements	63,631.34	86,481.72	150,113.06
Less: Other Non-Cash Disbursements			
Disbursements effected through outright deductions from claims	-	-	-
Overpayment of expenses(e.g. personnel benefits)	-	-	-
Restitution for loss of government property	-	-	-
Liquidated damages and similar claims	-	-	-
Others (e.g. TEF, BTR, Docs Stamp, etc.)	-	-	-
Add/Less: Adjustments (e.g. cancelled/staled checks)	-	-	-
Balance of Disbursement Authorities as at date	-	-	-
Total Disbursements Program	63,631.34	86,481.72	150,113.06
Less: *Actual Disbursements	63,631.34	86,481.72	150,113.06
(Over)/Under spending	-	-	-

Notes: * The use of NTA is discouraged
Notes: ** Amounts should tally with the grand total disbursement (column 27).

Certified Correct:


DINA M. NILLOSAN
Agency Chief Accountant
Date: / /

Approved by:


ANGELITO V. FONTANILLA
Director, Financial and Management Service
Date: / /

MONTHLY REPORT OF DISBURSEMENTS
For the month of February 2022

Department: Department of Environment and Natural Resources (DENR)
Agency: Office of the Secretary
Operating Unit: ALL
Organization Code: 10 001 010000
Fund Cluster: 07 - Trust Fund

Particulars	Current Year Budget					Prior Year's Budget											Trust Liabilities				Grand Total					Remarks		
	PS	MOOE	FinEx	CO	TOTAL	Prior Year's Accounts Payable					Current Year's Accounts Payable					SUB-TOTAL	PS	MOOE	CO	TOTAL	PS	MOOE	FinEx	CO	TOTAL			
						PS	MOOE	FinEx	CO	Sub-Total	PS	MOOE	FinEx	CO	Sub-Total												17=(11+16)	18=(6+17)
1	2	3	4	5	6=(2+3+4+5)	7	8	9	10	11=(7+8+9+10)	12	13	14	15	16	17	18	19	20	21	22	23	24	25	26	27	28	
CASH DISBURSEMENTS	-	-	-	-	-	-	75,000.00	-	-	75,000.00	-	-	-	-	-	75,000.00	75,000.00	-	1,645,628.65	3,319,598.22	4,965,226.87	-	1,720,628.65	-	3,319,598.22	5,040,226.87		
Notice of Cash Allocation (NCA)	-	-	-	-	-	-	75,000.00	-	-	75,000.00	-	-	-	-	-	75,000.00	75,000.00	-	1,645,628.65	3,319,598.22	4,965,226.87	-	1,720,628.65	-	3,319,598.22	5,040,226.87		
MDS Checks Issued	-	-	-	-	-	-	75,000.00	-	-	75,000.00	-	-	-	-	-	75,000.00	75,000.00	-	-	-	-	-	75,000.00	-	-	75,000.00		
Advice to Debit Account	-	-	-	-	-	-	-	-	-	-	-	-	-	-	-	-	-	-	1,645,628.65	3,319,598.22	4,965,226.87	-	1,645,628.65	-	3,319,598.22	4,965,226.87		
Notice of Transfer Allocations (NTA)	-	-	-	-	-	-	-	-	-	-	-	-	-	-	-	-	-	-	-	-	-	-	-	-	-	-	-	
MDS Checks Issued	-	-	-	-	-	-	-	-	-	-	-	-	-	-	-	-	-	-	-	-	-	-	-	-	-	-	-	
Advice to Debit Account	-	-	-	-	-	-	-	-	-	-	-	-	-	-	-	-	-	-	-	-	-	-	-	-	-	-	-	
Working Fund for FAPs	-	-	-	-	-	-	-	-	-	-	-	-	-	-	-	-	-	-	-	-	-	-	-	-	-	-	-	
Cash Disbursement Ceiling (CDC)	-	-	-	-	-	-	-	-	-	-	-	-	-	-	-	-	-	-	-	-	-	-	-	-	-	-	-	
TOTAL CASH DISBURSEMENTS	-	-	-	-	-	-	75,000.00	-	-	75,000.00	-	-	-	-	-	75,000.00	75,000.00	-	1,645,628.65	3,319,598.22	4,965,226.87	-	1,720,628.65	-	3,319,598.22	5,040,226.87		
NON-CASH DISBURSEMENTS	-	-	-	-	-	-	-	-	-	-	-	-	-	-	-	-	-	-	53,918.81	187,901.78	241,820.39	-	53,918.81	-	187,901.78	241,820.39		
Tax Remittance Advices issued (TRA)	-	-	-	-	-	-	-	-	-	-	-	-	-	-	-	-	-	-	53,918.81	187,901.78	241,820.39	-	53,918.81	-	187,901.78	241,820.39		
Non-Cash Availment Authority (NCAA)	-	-	-	-	-	-	-	-	-	-	-	-	-	-	-	-	-	-	-	-	-	-	-	-	-	-	-	
Disbursements effected through outright deductions from claims (please specify)	-	-	-	-	-	-	-	-	-	-	-	-	-	-	-	-	-	-	-	-	-	-	-	-	-	-	-	
Overpayment of expenses(e.g. personnel benefits)	-	-	-	-	-	-	-	-	-	-	-	-	-	-	-	-	-	-	-	-	-	-	-	-	-	-	-	
Restitution for loss of government property	-	-	-	-	-	-	-	-	-	-	-	-	-	-	-	-	-	-	-	-	-	-	-	-	-	-	-	
Liquidated damages and similar claims	-	-	-	-	-	-	-	-	-	-	-	-	-	-	-	-	-	-	-	-	-	-	-	-	-	-	-	
Others(TEF, BTr-Documentary Stamp Tax, etc.)	-	-	-	-	-	-	-	-	-	-	-	-	-	-	-	-	-	-	-	-	-	-	-	-	-	-	-	
TOTAL NON-CASH DISBURSEMENTS	-	-	-	-	-	-	-	-	-	-	-	-	-	-	-	-	-	-	53,918.81	187,901.78	241,820.39	-	53,918.81	-	187,901.78	241,820.39		
GRAND TOTAL	-	-	-	-	-	-	75,000.00	-	-	75,000.00	-	-	-	-	-	75,000.00	75,000.00	-	1,699,547.26	3,507,500.00	5,207,047.26	-	1,774,547.26	-	3,607,500.00	5,282,047.26		



SUMMARY

Particulars	Previous Report	This Month	As at Date
(1)	(2)	(3)	(4)
Total Disbursement Authorities Received	7,631,528.83	470,435.39	8,101,964.22
NCA	7,502,428.00	228,615.00	7,731,043.00
NTA***	-	-	-
Working Fund	-	-	-
TRA	129,100.83	241,820.39	370,921.22
CDC	-	-	-
NCAA	-	-	-
Less: Notice of Transfer of Allocations (NTA)* issued	-	-	-
Total Disbursement Authorities Available	7,631,528.83	470,435.39	8,101,964.22
Less:			
Lapsed NCA	-	-	-
Disbursements	2,528,658.38	5,282,047.26	7,810,705.64
Less: Other Non-Cash Disbursements	-	-	-
Disbursements effected through outright deductions from claims	-	-	-
Overpayment of expenses(e.g. personnel benefits)	-	-	-
Restitution for loss of government property	-	-	-
Liquidated damages and similar claims	-	-	-
Others (e.g. TEF, BTr, Docs Stamp, etc.)	-	-	-
Add/Less: Adjustments (e.g. cancelled/staled checks)	-	-	-
Balance of Disbursement Authorities as at date	5,102,870.45	(4,811,611.87)	291,258.58
Total Disbursements Program	7,631,528.83	470,435.39	8,101,964.22
Less: *Actual Disbursements	2,528,658.38	5,282,047.26	7,810,705.64
(Over)/Under spending	5,102,870.45	(4,811,611.87)	291,258.58


Notes: * The use of NTA is discouraged

Notes: ** Amounts should tally with the grand total disbursement (column 27).

Certified Correct:


DINA M. NILLOSAN
Agency Chief Accountant
Date: 

Approved by:


ANGELITO V. FONTANILLA
Director, Financial and Management Service
Date: