

STATEMENT OF APPROPRIATIONS, ALLOTMENTS, OBLIGATIONS, DISBURSEMENTS AND BALANCES
As of the Quarter Ending June 30, 2022


Department DEPARTMENT OF ENVIRONMENT AND NATURAL RESOURCES
 Agency OFFICE OF THE SECRETARY
 Operating Unit _____
 Organization Code (UACS) _____
 Fund Cluster 02 - Foreign Assisted Projects Fund
 Funding Source Code (As clt 02 101 151 , 02 101 167)

FAR No. 1


	Current Year Appropriations
	Supplemental Appropriations
	Continuing Appropriations

PARTICULARS (1)	UACS CODE (2)	TOTAL																		Utilization % (oblig/al lot)	Utilization % (disb/o blig)
		APPROPRIATIONS			ALLOTMENTS			CURRENT YEAR OBLIGATIONS			CURRENT YEAR DISBURSEMENTS			BALANCES							
		Authorized Appropriations (3)	Adjustments (Transfer To) (4)	Adjusted Appropriations 5=(3+4)	Allotment Received (6)	Adjustments (Withdrawals, (7)	(Transfer To) (8)	Transfer From (9)	Adjusted Total Allotments 10={6+(-)7}-8+9	1st Quarter Ending March 31 (11)	2nd Quarter Ending June 30 (12)	Total 15=11+12+13+14	1st Quarter Ending March 31 (16)	2nd Quarter Ending June 30 (17)	Total 20=16+17+18+19	Unobligated Allotments 22=(10-15)	Due and Demandable (23)	Not Yet Due and Demandable (24)			

Certified Correct by:


MAYBELL N. MANGUBOS
 Division Chief
 Budget Division


Certified Correct by:


DINA M. NILLOSAN
 Division Chief
 Accounting Division

Recommending Approval by:


ANGELITO V. FONTANILLA
 Director
 Financial and Management Service

Approved by:


NONITA S. CAGUIOA
 Assistant Secretary for Finance, Information Systems
 and Mining Concerns

STATEMENT OF APPROPRIATIONS, ALLOTMENTS, OBLIGATIONS, DISBURSEMENTS AND BALANCES
As of the Quarter Ending June 30, 2022

Department DEPARTMENT OF ENVIRONMENT AND NATURAL RESOURCES
 Agency OFFICE OF THE SECRETARY
 Operating Unit _____
 Organization Code (UACS) _____
 Fund Cluster 02 - Foreign Assisted Projects Fund
 Funding Source Code (As clt 02 101 151 , 02 101 167)

FAR No. 1

	Current Year Appropriations
	Supplemental Appropriations
	Continuing Appropriations

PARTICULARS (1)	UACS CODE (2)	TOTAL																		Utilization % (oblig/al lot)	Utilization % (disb/oblig)
		APPROPRIATIONS			ALLOTMENTS			CURRENT YEAR OBLIGATIONS			CURRENT YEAR DISBURSEMENTS			BALANCES							
		Authorized Appropriations (3)	Adjustments (Transfer To) (4)	Adjusted Appropriations 5=(3+4)	Allotment Received (6)	Adjustments (Withdrawals) (7)	(Transfer To) (8)	Transfer From (9)	Adjusted Total Allotments 10=[(6+(-)7)-8+9]	1st Quarter Ending March 31 (11)	2nd Quarter Ending June 30 (12)	Total 15=11+12+13+14	1st Quarter Ending March 31 (16)	2nd Quarter Ending June 30 (17)	Total 20=16+17+18+19	Unobligated Allotments 22=(10-15)	Due and Demandable (23)	Not Yet Due and Demandable (24)			
FOREIGN ASSISTED PROJECTS																					
Forestland Management Project																					
GOP Counterpart	02 101 151 / 02 102 151	132,715,000.00	-	132,715,000.00	132,715,000.00	-	(128,612,185.00)	128,612,185.00	132,715,000.00	44,905,698.16	28,218,130.16	73,123,828.32	14,370,230.37	23,502,634.42	37,872,864.79	59,591,171.68	275,400.69	34,975,562.84	55.10	51.79	
MAINTENANCE AND OTHER OPERATING EXPENSES	5020000000	109,120,000.00	-	109,120,000.00	109,120,000.00	-	(109,496,800.00)	109,496,800.00	109,120,000.00	33,003,172.04	23,809,764.96	56,812,937.00	14,370,230.37	21,263,540.43	35,633,770.80	52,307,063.00	137,907.19	21,041,259.01	52.06	62.72	
CAPITAL OUTLAYS	5060000000	23,595,000.00	-	23,595,000.00	23,595,000.00	-	(19,115,385.00)	19,115,385.00	23,595,000.00	11,902,526.12	4,408,365.20	16,310,891.32	-	2,239,093.99	2,239,093.99	7,284,108.68	137,493.50	13,934,303.83	69.13	13.73	
LP - JICA	02 101 167 / 02 102 167	350,290,000.00	-	350,290,000.00	350,290,000.00	-	(284,434,962.00)	284,434,962.00	350,290,000.00	120,439,533.32	74,453,774.46	194,893,307.78	256,172.05	32,476,559.03	32,732,731.08	155,396,692.22	-	162,160,576.70	55.64	16.80	
MAINTENANCE AND OTHER OPERATING EXPENSES	5020000000	48,763,000.00	-	48,763,000.00	48,763,000.00	-	(47,802,702.00)	47,802,702.00	48,763,000.00	4,832,826.34	11,167,539.80	16,000,366.14	256,172.05	1,254,971.01	1,511,143.06	32,762,633.86	-	14,489,223.08	32.81	9.44	
CAPITAL OUTLAYS	5060000000	301,527,000.00	-	301,527,000.00	301,527,000.00	-	(236,632,260.00)	236,632,260.00	301,527,000.00	115,606,706.98	63,286,234.66	178,892,941.64	-	31,221,588.02	31,221,588.02	122,634,058.36	-	147,671,353.62	59.33	17.45	
Sub-total, Forestland Management Project		483,005,000.00	-	483,005,000.00	483,005,000.00	-	(413,047,147.00)	413,047,147.00	483,005,000.00	165,345,231.48	102,671,904.62	268,017,136.10	14,626,402.42	55,979,193.45	70,605,595.87	214,987,863.90	275,400.69	197,136,139.54	55.49	26.34	
MAINTENANCE AND OTHER OPERATING EXPENSES	5020000000	157,883,000.00	-	157,883,000.00	157,883,000.00	-	(157,299,502.00)	157,299,502.00	157,883,000.00	37,835,998.38	34,977,304.76	72,813,303.14	14,626,402.42	22,518,511.44	37,144,913.86	85,069,696.86	137,907.19	35,530,482.09	46.12	51.01	
CAPITAL OUTLAYS	5060000000	325,122,000.00	-	325,122,000.00	325,122,000.00	-	(255,747,645.00)	255,747,645.00	325,122,000.00	127,509,233.10	67,694,599.86	195,203,832.96	-	33,460,682.01	33,460,682.01	129,918,167.04	137,493.50	161,605,657.45	60.04	17.14	
GRAND TOTAL - FOREIGN ASSISTED PROJECT		483,005,000.00	-	483,005,000.00	483,005,000.00	-	(413,047,147.00)	413,047,147.00	483,005,000.00	165,345,231.48	102,671,904.62	268,017,136.10	14,626,402.42	55,979,193.45	70,605,595.87	214,987,863.90	275,400.69	197,136,139.54	55.49	26.34	
MAINTENANCE AND OTHER OPERATING EXPENSES	5020000000	157,883,000.00	-	157,883,000.00	157,883,000.00	-	(157,299,502.00)	157,299,502.00	157,883,000.00	37,835,998.38	34,977,304.76	72,813,303.14	14,626,402.42	22,518,511.44	37,144,913.86	85,069,696.86	137,907.19	35,530,482.09	46.12	51.01	
CAPITAL OUTLAYS	5060000000	325,122,000.00	-	325,122,000.00	325,122,000.00	-	(255,747,645.00)	255,747,645.00	325,122,000.00	127,509,233.10	67,694,599.86	195,203,832.96	-	33,460,682.01	33,460,682.01	129,918,167.04	137,493.50	161,605,657.45	60.04	17.14	
GRAND TOTAL - FAR 1 A		483,005,000.00	-	483,005,000.00	483,005,000.00	-	(413,047,147.00)	413,047,147.00	483,005,000.00	165,345,231.48	102,671,904.62	268,017,136.10	14,626,402.42	55,979,193.45	70,605,595.87	214,987,863.90	275,400.69	197,136,139.54	55.49	26.34	
MAINTENANCE AND OTHER OPERATING EXPENSES	5020000000	157,883,000.00	-	157,883,000.00	157,883,000.00	-	(157,299,502.00)	157,299,502.00	157,883,000.00	37,835,998.38	34,977,304.76	72,813,303.14	14,626,402.42	22,518,511.44	37,144,913.86	85,069,696.86	137,907.19	35,530,482.09	46.12	51.01	
CAPITAL OUTLAYS	5060000000	325,122,000.00	-	325,122,000.00	325,122,000.00	-	(255,747,645.00)	255,747,645.00	325,122,000.00	127,509,233.10	67,694,599.86	195,203,832.96	-	33,460,682.01	33,460,682.01	129,918,167.04	137,493.50	161,605,657.45	60.04	17.14	