


STATEMENT OF APPROPRIATIONS, ALLOTMENTS, OBLIGATIONS, DISBURSEMENTS AND BALANCES
As of the Quarter Ending March 31, 2022

Department ENVIRONMENT AND NATURAL RESOURCES
 Agency OFFICE OF THE SECRETARY
 Operating Unit _____
 Organization Code (UACS) _____
 Fund Cluster 02 - Foreign Assisted Projects Fund
 Funding Source Code (As clustered) 02 101 151 , 02 101 167


FAR No. 1

PARTICULARS (1)	UACS CODE (2)	TOTAL															Utilization % (oblig/allot)	Utilization % (disb/oblig)
		APPROPRIATIONS			ALLOTMENTS			CURRENT YEAR OBLIGATIONS		CURRENT YEAR DISBURSEMENTS		BALANCES						
		Authorized Appropriations (3)	Adjustments (Transfer (To) From, Realignment (4)	Adjusted Appropriations 5=(3+4)	Allotment Received (6)	Adjustments (Withdrawals, Realignment) (7)	(Transfer To) (8)	Transfer From (9)	Adjusted Total Allotments 10={6+(-)7}-8+9	1st Quarter Ending March 31 (11)	Total (15=11+12+13+14)	1st Quarter Ending March 31 (16)	Total (20=16+17+18+19)	Unobligated Allotments 22=(10-15)	Unpaid Obligations			
															Due and Demandable (23)	Not Yet Due and Demandable (24)		

Certified Correct by:


MAYBELL N. MANGUBOS
 Division Chief
 Budget Division


Certified Correct by:


DINA M. NILLOSAN
 Division Chief
 Accounting Division

Recommending Approval by:


ANGELITO V. FONTANILLA
 Director
 Financial and Management Service

Approved by:


NONITA S. CAGUIOA
 Assistant Secretary for Finance, Information Systems and
 Mining Concerns


STATEMENT OF APPROPRIATIONS, ALLOTMENTS, OBLIGATIONS, DISBURSEMENTS AND BALANCES
As of the Quarter Ending March 31, 2022

Department
Agency
Operating Unit
Organization Code (UACS)
Fund Cluster
Funding Source Code (As clustered)

ENVIRONMENT AND NATURAL RESOURCES
OFFICE OF THE SECRETARY

02 - Foreign Assisted Projects Fund
02 101 151 , 02 101 167

FAR No. 1



PARTICULARS (1)	UACS CODE (2)	TOTAL														Utilization % (oblig/allot)	Utilization % (disb/oblig)	
		APPROPRIATIONS			ALLOTMENTS			CURRENT YEAR OBLIGATIONS		CURRENT YEAR DISBURSEMENTS		BALANCES						
		Authorized Appropriations (3)	Adjustments (Transfer To) From, Realignment (4)	Adjusted Appropriations 5=(3+4)	Allotment Received (6)	Adjustments (Withdrawals, Realignment) (7)	(Transfer To) (8)	Transfer From (9)	Adjusted Total Allotments 10=[(6+(-)7)-8+9]	1st Quarter Ending March 31 (11)	Total (15=11+12+13+14)	1st Quarter Ending March 31 (16)	Total (20=16+17+18+19)	Unobligated Allotments 22=(10-15)	Unpaid Obligations Due and Demandable (23)			Not Yet Due and Demandable (24)
FOREIGN ASSISTED PROJECTS																		
Forestland Management Project																		
GOP Counterpart	01 151 / 02 102 151	132,715,000.00	-	132,715,000.00	132,715,000.00	-	(128,195,685.00)	128,195,685.00	132,715,000.00	44,905,743.53	44,905,743.53	14,370,248.74	14,370,248.74	87,809,256.47	256,474.93	30,279,019.86	33.84	32.00
MAINTENANCE AND OTHER OPERATING EXPENSES	5020000000	109,120,000.00	-	109,120,000.00	109,120,000.00	-	(109,080,300.00)	109,080,300.00	109,120,000.00	33,003,217.41	33,003,217.41	14,370,248.74	14,370,248.74	76,116,782.59	256,474.93	18,376,493.74	30.24	43.54
CAPITAL OUTLAYS	5060000000	23,595,000.00	-	23,595,000.00	23,595,000.00	-	(19,115,385.00)	19,115,385.00	23,595,000.00	11,902,526.12	11,902,526.12	-	-	11,692,473.88	-	11,902,526.12	50.45	-
LP - JICA	01 167 / 02 102 167	350,290,000.00	-	350,290,000.00	350,290,000.00	-	(284,434,962.00)	284,434,962.00	350,290,000.00	120,439,533.32	120,439,533.32	256,172.05	256,172.05	229,850,466.68	-	120,183,361.27	34.38	0.21
MAINTENANCE AND OTHER OPERATING EXPENSES	5020000000	48,763,000.00	-	48,763,000.00	48,763,000.00	-	(47,802,702.00)	47,802,702.00	48,763,000.00	4,832,826.34	4,832,826.34	256,172.05	256,172.05	43,930,173.66	-	4,576,654.29	9.91	5.30
CAPITAL OUTLAYS	5060000000	301,527,000.00	-	301,527,000.00	301,527,000.00	-	(236,632,260.00)	236,632,260.00	301,527,000.00	115,606,706.98	115,606,706.98	-	-	185,920,293.02	-	115,606,706.98	38.34	-
Sub-total, Forestland Management Project		483,005,000.00	-	483,005,000.00	483,005,000.00	-	(412,630,647.00)	412,630,647.00	483,005,000.00	165,345,276.85	165,345,276.85	14,626,420.79	14,626,420.79	317,659,723.15	256,474.93	150,462,381.13	34.23	8.85
MAINTENANCE AND OTHER OPERATING EXPENSES	5020000000	157,883,000.00	-	157,883,000.00	157,883,000.00	-	(156,883,002.00)	156,883,002.00	157,883,000.00	37,836,043.75	37,836,043.75	14,626,420.79	14,626,420.79	120,046,956.25	256,474.93	22,953,148.03	23.96	38.66
CAPITAL OUTLAYS	5060000000	325,122,000.00	-	325,122,000.00	325,122,000.00	-	(255,747,645.00)	255,747,645.00	325,122,000.00	127,509,233.10	127,509,233.10	-	-	197,612,766.90	-	127,509,233.10	39.22	-
GRAND TOTAL - FOREIGN ASSISTED PROJECT		483,005,000.00	-	483,005,000.00	483,005,000.00	-	(412,630,647.00)	412,630,647.00	483,005,000.00	165,345,276.85	165,345,276.85	14,626,420.79	14,626,420.79	317,659,723.15	256,474.93	150,462,381.13	34.23	8.85
MAINTENANCE AND OTHER OPERATING EXPENSES	5020000000	157,883,000.00	-	157,883,000.00	157,883,000.00	-	(156,883,002.00)	156,883,002.00	157,883,000.00	37,836,043.75	37,836,043.75	14,626,420.79	14,626,420.79	120,046,956.25	256,474.93	22,953,148.03	23.96	38.66
CAPITAL OUTLAYS	5060000000	325,122,000.00	-	325,122,000.00	325,122,000.00	-	(255,747,645.00)	255,747,645.00	325,122,000.00	127,509,233.10	127,509,233.10	-	-	197,612,766.90	-	127,509,233.10	39.22	-
GRAND TOTAL - FAR 1 A		483,005,000.00	-	483,005,000.00	483,005,000.00	-	(412,630,647.00)	412,630,647.00	483,005,000.00	165,345,276.85	165,345,276.85	14,626,420.79	14,626,420.79	317,659,723.15	256,474.93	150,462,381.13	34.23	8.85
MAINTENANCE AND OTHER OPERATING EXPENSES	5020000000	157,883,000.00	-	157,883,000.00	157,883,000.00	-	(156,883,002.00)	156,883,002.00	157,883,000.00	37,836,043.75	37,836,043.75	14,626,420.79	14,626,420.79	120,046,956.25	256,474.93	22,953,148.03	23.96	38.66
CAPITAL OUTLAYS	5060000000	325,122,000.00	-	325,122,000.00	325,122,000.00	-	(255,747,645.00)	255,747,645.00	325,122,000.00	127,509,233.10	127,509,233.10	-	-	197,612,766.90	-	127,509,233.10	39.22	-
VARIANCE		-	-	-	-	-	-	-	-	-	-	-	-	-	-	-	-	-
MAINTENANCE AND OTHER OPERATING EXPENSES	5020000000	-	-	-	-	-	-	-	-	-	-	-	-	-	-	-	-	-
CAPITAL OUTLAYS	5060000000	-	-	-	-	-	-	-	-	-	-	-	-	-	-	-	-	-