

Department of Environment and Natural Resources  
**STATEMENT OF APPROPRIATIONS, ALLOTMENTS, OBLIGATIONS, DISBURSEMENTS AND BALANCES**  
 As of the Quarter Ending March 31, 2021  
**FUND 102 - CONTINUING**

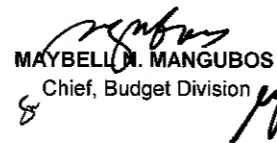
Department **ENVIRONMENT AND NATURAL RESOURCES**  
 Agency **OFFICE OF THE SECRETARY**  
 Operating Unit **CONSOLIDATED**  
 Organization Code (UACS) \_\_\_\_\_  
 Fund Cluster **02 - Foreign Assisted Projects Fund**

FAR No. 1


	Current Year Appropriations
	Supplemental Appropriations
	Continuing Appropriations

PROGRAM / ACTIVITY / PROJECT (1)	UACS CODE (2)	TOTAL															Utilization %	Utilization %
		APPROPRIATIONS			ALLOTMENTS			CURRENT YEAR OBLIGATIONS		CURRENT YEAR DISBURSEMENTS		BALANCES						
		Authorized Appropriations (3)	Adjustments (Transfer To) From, Realignment (4)	Adjusted Appropriations 5=(3+4)	Allotment Received (6)	Adjustments (Withdrawals, Realignment) (7)	(Transfer To) (8)	Transfer From (9)	Adjusted Total Allotments 10=[(6+(-)7)-8+9]	1st Quarter Ending March 31 (11)	Total (15=11+12+13+14)	1st Quarter Ending March 31 (16)	Total (20=16+17+18+19)	Unobligated Allotments (22=(10-15))	Unpaid Obligations Due and Demandable (23)	Not Yet Due and Demandable (24)		
<b>Foreign Assisted Projects</b>		101,091,056.75	0.00	101,091,056.75	101,091,056.75	0.00	(3,864,160.00)	3,864,160.00	101,091,056.75	20,267,316.46	20,267,316.46	2,721,372.45	2,721,372.45	80,823,740.29	1,945,541.22	15,600,402.79	20.05	13.43
<b>MAINTENANCE AND OTHER OPERATING EXPENSES CAPITAL OUTLAYS</b>	5020000000 5060000000	61,841,095.13 39,249,961.62	0.00 -	61,841,095.13 39,249,961.62	61,841,095.13 39,249,961.62	0.00 -	(3,864,160.00) -	3,864,160.00 -	61,841,095.13 39,249,961.62	13,614,559.18 6,652,757.28	13,614,559.18 6,652,757.28	2,309,713.43 411,659.02	2,309,713.43 411,659.02	48,226,535.95 32,597,204.34	1,789,980.61 155,560.61	9,514,865.14 6,085,537.65	22.02 16.95	16.97 6.19
<b>Integrated Natural Resources and Environmental Management Project</b>	0205300001000	40,625,620.98	0.00	40,625,620.98	40,625,620.98	0.00	-	-	40,625,620.98	2,006,475.43	2,006,475.43	368,539.94	368,539.94	38,619,145.55	1,580,658.49	57,277.00	4.94	18.37
<b>MAINTENANCE AND OTHER OPERATING EXPENSES</b>	5020000000	40,625,620.98	0.00	40,625,620.98	40,625,620.98	0.00	-	-	40,625,620.98	2,006,475.43	2,006,475.43	368,539.94	368,539.94	38,619,145.55	1,580,658.49	57,277.00	4.94	18.37
<b>GOP</b>		11,779,990.59	(0.00)	11,779,990.59	11,779,990.59	(0.00)	-	-	11,779,990.59	42,923.03	42,923.03	16,165.30	16,165.30	11,737,067.56	9,962.87	16,794.86	0.36	37.66
<b>MAINTENANCE AND OTHER OPERATING EXPENSES</b>	5020000000	11,779,990.59	(0.00)	11,779,990.59	11,779,990.59	(0.00)	-	-	11,779,990.59	42,923.03	42,923.03	16,165.30	16,165.30	11,737,067.56	9,962.87	16,794.86	0.36	37.66
<b>LP - ADB</b>		28,845,630.39	0.00	28,845,630.39	28,845,630.39	0.00	-	-	28,845,630.39	1,963,552.40	1,963,552.40	352,374.64	352,374.64	26,882,077.99	1,570,695.62	40,482.14	6.81	17.95
<b>MAINTENANCE AND OTHER OPERATING EXPENSES</b>	5020000000	28,845,630.39	0.00	28,845,630.39	28,845,630.39	0.00	-	-	28,845,630.39	1,963,552.40	1,963,552.40	352,374.64	352,374.64	26,882,077.99	1,570,695.62	40,482.14	6.81	17.95
<b>Forestland Management Project</b>	0205300002000	60,465,435.77	-	60,465,435.77	60,465,435.77	-	(3,864,160.00)	3,864,160.00	60,465,435.77	18,260,841.03	18,260,841.03	2,352,832.51	2,352,832.51	42,204,594.74	364,882.73	15,543,125.79	30.20	12.88
<b>MAINTENANCE AND OTHER OPERATING EXPENSES CAPITAL OUTLAYS</b>	5020000000 5060000000	21,215,474.15 39,249,961.62	- -	21,215,474.15 39,249,961.62	21,215,474.15 39,249,961.62	- -	(3,864,160.00) -	3,864,160.00 -	21,215,474.15 39,249,961.62	11,608,083.75 6,652,757.28	11,608,083.75 6,652,757.28	1,941,173.49 411,659.02	1,941,173.49 411,659.02	9,607,390.40 32,597,204.34	209,322.12 155,560.61	9,457,588.14 6,085,537.65	54.72 16.95	16.72 6.19
<b>GOP</b>		12,355,386.82	-	12,355,386.82	12,355,386.82	-	(3,864,160.00)	3,864,160.00	12,355,386.82	4,222,194.50	4,222,194.50	1,734,412.35	1,734,412.35	8,133,192.32	64,004.62	2,423,777.53	34.17	41.08
<b>MAINTENANCE AND OTHER OPERATING EXPENSES CAPITAL OUTLAYS</b>	5020000000 5060000000	9,247,915.43 3,107,471.39	- -	9,247,915.43 3,107,471.39	9,247,915.43 3,107,471.39	- -	(3,864,160.00) -	3,864,160.00 -	9,247,915.43 3,107,471.39	3,519,210.88 702,983.62	3,519,210.88 702,983.62	1,704,824.36 29,587.99	1,704,824.36 29,587.99	5,728,704.55 2,404,487.77	64,004.62 -	1,750,381.90 673,395.63	38.05 22.62	48.44 4.21
<b>LP - JICA</b>		48,110,048.95	-	48,110,048.95	48,110,048.95	-	-	-	48,110,048.95	14,038,646.53	14,038,646.53	618,420.16	618,420.16	34,071,402.42	300,878.11	13,119,348.26	29.18	4.41
<b>MAINTENANCE AND OTHER OPERATING EXPENSES CAPITAL OUTLAYS</b>	5020000000 5060000000	11,967,558.72 36,142,490.23	- -	11,967,558.72 36,142,490.23	11,967,558.72 36,142,490.23	- -	- -	- -	11,967,558.72 36,142,490.23	8,088,872.87 5,949,773.66	8,088,872.87 5,949,773.66	236,349.13 382,071.03	236,349.13 382,071.03	3,878,685.85 30,192,716.57	145,317.50 155,560.61	7,707,206.24 5,412,142.02	67.59 16.46	2.92 6.42


Certified Correct:

  
**MAYBELLI M. MANGUBOS**  
 Chief, Budget Division

Certified Correct:

  
**DIANA M. NILLOSAN**  
 Department Chief Accountant

Approved by:

  
**NONITA S. CAGUIOA**  
 Assistant Secretary  
 Finance, Information Systems and Mining Concerns