

FY 2021 FINANCIAL PLAN
(In Thousand Pesos)

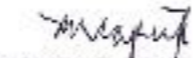
Department : Department of Environment and Natural Resources (DENR)
 Agency/Entity : Office of the Secretary
 Operating Unit : ALL
 Organization Code (UACS) : ALL
 Report Status : ALL

Particulars	UACS CODE	Current Year's Obligation			Budget Year Obligation Program										
		Actual Jan.1 - Sept.30	Estimate Oct.1 - Dec.31	Total	Total	COMPREHENSIVE RELEASE					FOR LATER RELEASE				
						Q1	Q2	Q3	Q4	Sub Total	Q1	Q2	Q3	Q4	Sub Total
1	2	5	4	6=3+4	6=11+15	7	8	9	10	11=7+8+9	12	13	14	15	16=12+13


Prepared By:


 MAYBELL N. MANGUBOS
 Chief, Budget Division

In coordination with:


 MELINDA C. CAPISTRANO
 Chief, Planning and Programming Division and
 Concurrent OIC Director, Policy and Planning
 Service

Approved By:


 WILFREDO J. OBIEN
 Director
 Financial and Management Service

This report was generated using the Unified Reporting System on 26/11/2020 10:11

FY 2021 FINANCIAL PLAN
(In Thousand Pesos)

Department : Department of Environment and Natural Resources (DENR)
 Agency/Entity : Office of the Secretary
 Operating Unit : ALL
 Organization Code (UACS) : ALL
 Report Status : ALL

Particulars	JACS CODE	Current Year's Obligation			Budget Year Obligation Program										
		Actual Jan.1 - Sept.30	Estimate Oct.1 - Dec.31	Total	Total	COMPREHENSIVE RELEASE					FOR LATER RELEASE				
						Q1	Q2	Q3	Q4	Sub Total	Q1	Q2	Q3	Q4	Sub Total
1	2	3	4	3+4	5=11+12	7	8	9	10	11=7+8+9	12	13	14	15	16=12+13
PART A															
I. Budget Year - Appropriations		6,414,566	32,211,048	43,625,344	19,975,296	5,926,568	4,343,926	4,485,477	4,205,440	15,975,296	0	0	0	0	0
General Administration and Support	10000000000000	1,750,583	10,559,005	12,324,588	3,010,118	719,925	891,595	675,046	812,853	3,010,118	0	0	0	0	0
General Management and Supervision	100000100001000	1,530,989	7,147,984	9,678,453	2,543,056	615,488	872,855	585,806	685,806	2,543,056	0	0	0	0	0
PS		867,402	331,401	1,296,883	1,513,571	320,188	420,541	319,806	443,878	1,513,571	0	0	0	0	0
MOOE		484,494	5,812,512	7,297,108	802,166	257,702	295,094	247,732	241,858	882,188	0	0	0	0	0
CO		87,898	3,971	81,901	47,298	28,598	17,120	1,316	270	47,298	0	0	0	0	0
Human Resource Development	100000100002000	144,796	3,390,497	3,541,288	305,702	73,887	82,027	71,634	78,590	305,702	0	0	0	0	0
PS		101,831	1,134,258	1,235,854	171,048	37,190	47,848	35,930	63,288	171,048	0	0	0	0	0
MOOE		43,275	2,287,204	2,300,578	134,691	36,477	34,376	35,565	23,240	134,691	0	0	0	0	0
Administration of Personnel Benefits	100000100003000	79,843	24,524	104,372	161,357	33,670	45,713	35,636	48,538	161,357	0	0	0	0	0
PS		79,843	24,524	104,372	161,357	33,470	45,713	35,636	48,538	161,357	0	0	0	0	0
Support in Operations	20000000000000	1,021,278	11,068,711	12,070,059	9,183,871	515,220	619,037	519,097	540,557	2,153,871	0	0	0	0	0
Desk Management including Systems Development and Maintenance	200000100001000	205,789	2,184,212	2,390,011	549,080	128,876	193,477	110,722	170,194	549,080	0	0	0	0	0
PS		76,012	671,700	1,047,712	134,475	27,264	34,536	25,179	38,444	134,475	0	0	0	0	0
MOOE		78,781	1,165,736	1,204,497	178,167	40,647	43,612	47,293	46,415	178,167	0	0	0	0	0
CO		51,025	34,776	107,802	246,427	60,485	121,377	37,290	27,335	246,427	0	0	0	0	0
Production and Dissemination of Technical and Popular Materials in the Conservation and Development of Natural Resources and Environmental Education, including an Encyclopaedia on Biodiversity	200000100002000	07,075	1,899,443	1,989,816	204,015	60,071	60,053	54,621	48,270	204,015	0	0	0	0	0
PS		44,723	638,463	684,196	79,258	17,448	22,213	16,843	23,363	79,258	0	0	0	0	0
MOOE		48,350	1,069,980	1,165,330	124,167	32,623	27,840	37,775	25,917	124,167	0	0	0	0	0
Legal Services including Operations Against Unlawful Tilling of Public Land	200000100003000	126,587	1,542,817	1,668,514	243,425	54,447	64,799	57,020	67,580	243,425	0	0	0	0	0
PS		106,904	1,253,401	1,360,305	200,010	46,679	55,804	44,720	57,707	200,010	0	0	0	0	0
MOOE		15,789	588,416	605,209	38,915	8,768	9,995	12,300	9,872	36,015	0	0	0	0	0
Conduct of Special Studies, Design and Development in Support of Forestry, Mining and Environmental Management Operations including Climate Change Resilience	200000100004000	71,203	426,700	497,093	256,961	88,118	46,917	53,784	56,132	256,961	0	0	0	0	0
PS		22,828	11,780	34,727	35,153	7,745	5,563	7,397	10,248	35,053	0	0	0	0	0
MOOE		48,324	418,922	462,308	220,908	61,373	37,254	46,387	45,884	220,908	0	0	0	0	0
Formulation and Monitoring of ENR Sector Policies, Plans, Programs and Projects	200000100005000	578,104	4,827,513	5,205,617	675,050	145,224	162,083	158,352	169,001	679,200	0	0	0	0	0
PS		382,847	1,936,500	2,210,347	453,932	96,810	106,265	99,882	132,935	453,932	0	0	0	0	0
MOOE		85,257	2,892,013	2,957,270	225,318	50,414	56,818	52,470	56,066	225,328	0	0	0	0	0
Ecological Research Development and Extension Services	200000100006000	149,432	98,946	216,398	281,141	82,984	76,185	54,070	57,791	261,741	0	0	0	0	0
PS		105,224	35,968	141,193	185,727	34,578	47,384	34,970	48,589	185,727	0	0	0	0	0
MOOE		44,228	33,977	78,205	95,414	20,505	28,801	19,100	19,202	96,014	0	0	0	0	0

FY 2021 FINANCIAL PLAN
(In Thousand Pesos)

Department : Department of Environment and Natural Resources (DENR)
 Agency/Entity : Office of the Secretary
 Operating Unit : ALL
 Organization Code (UACS) : ALL
 Report Status : ALL

Particulars	UACS CODE	Current Year's Obligation			Budget Year Obligation Program										
		Actual Jan.1 - Sept.30	Estimate Oct.1 - Dec.31	Total	Total	COMPREHENSIVE RELEASE					FOR LATER RELEASE				
						Q1	Q2	Q3	Q4	Sub Total	Q1	Q2	Q3	Q4	Sub Total
1	2	3	4	5=3+4	6=11+12	7	8	9	10	11=7+8+9	12	13	14	15	16=12+13
Operations	30300000000000	5,537,527	10,593,330	16,230,987	14,771,306	5,691,723	2,932,704	3,301,844	2,853,036	14,771,306	0	0	0	0	0
OO - Natural resources sustainably managed	31000000000000	5,821,452	10,574,202	16,395,654	14,898,551	5,875,903	2,899,145	3,284,557	2,837,845	14,898,551	0	0	0	0	0
NATURAL RESOURCES ENFORCEMENT AND REGULATORY PROGRAM	31010000000000	738,384	8,101,323	8,839,707	1,813,435	401,407	424,535	425,105	382,194	1,613,435	0	0	0	0	0
Natural Resources management arrangements/agreements and permit issuance	310100100001000	694,425	7,851,841	8,546,266	1,453,435	340,338	354,229	365,198	320,872	1,453,435	0	0	0	0	0
PS		278,357	2,359,401	2,628,758	516,353	111,853	142,245	105,671	155,554	516,353	0	0	0	0	0
MOOE		341,009	5,577,539	5,928,528	824,102	215,333	198,524	245,937	185,108	824,102	0	0	0	0	0
OO		50,379	20,901	77,880	113,000	43,150	53,300	18,440	0	113,000	0	0	0	0	0
Operations against illegal or fraudulent and natural resources activities	310100100002000	51,189	148,482	200,651	180,000	51,071	30,405	57,001	41,522	180,000	0	0	0	0	0
MOOE		51,189	148,482	200,651	180,000	51,071	30,405	57,001	41,522	180,000	0	0	0	0	0
NATURAL RESOURCES CONSERVATION AND DEVELOPMENT PROGRAM	31020000000000	4,885,558	2,472,879	7,358,737	13,083,116	5,274,456	2,473,511	2,309,458	2,475,651	13,083,116	0	0	0	0	0
PROTECTED AREAS, GAVES, AND WETLANDS		776,169	376,082	1,151,188	1,485,280	329,331	410,367	358,588	385,654	1,485,280	0	0	0	0	0
Protected areas development and management	31020100001000	776,169	376,082	1,151,188	1,485,280	329,331	410,367	358,588	385,654	1,485,280	0	0	0	0	0
PS		462,403	142,185	604,588	827,451	149,873	229,937	173,158	244,533	604,588	0	0	0	0	0
MOOE		298,226	175,544	473,770	657,829	145,958	177,250	185,390	142,431	473,770	0	0	0	0	0
OO		0	3,309	3,309	8,800	3,500	3,300	0	0	8,800	0	0	0	0	0
WILDLIFE RESOURCES CONSERVATION SUB-PROGRAM		26,342	27,571	56,913	77,782	20,950	19,850	19,708	17,667	77,782	0	0	0	0	0
Protection and conservation of wildlife	310202100001000	26,342	27,571	56,913	77,782	20,950	19,850	19,708	17,667	77,782	0	0	0	0	0
MOOE		26,342	27,571	56,913	77,782	19,450	17,555	18,606	17,187	72,782	0	0	0	0	0
OO		133	1,800	1,933	5,000	1,400	2,100	1,100	400	5,000	0	0	0	0	0
COASTAL AND MARINE ECOSYSTEMS REHABILITATION SUB		99,564	1,046,821	1,400,405	1,575,158	1,199,896	270,628	203,085	235,135	1,575,158	0	0	0	0	0
Management of Coastal and Marine Resources/ Areas	310203100001000	99,564	75,501	174,999	248,273	47,454	73,148	71,805	55,856	248,273	0	0	0	0	0
MOOE		99,564	75,501	174,999	248,273	47,454	73,148	71,805	55,856	248,273	0	0	0	0	0
Projects		254,748	871,120	1,225,868	1,726,883	1,152,236	203,451	161,890	179,277	1,726,883	0	0	0	0	0
Locally-Funded Project(s)		254,748	871,120	1,225,868	1,726,883	1,152,236	203,451	161,890	179,277	1,726,883	0	0	0	0	0
Development, Updating and Implementation of the Operational Plan for the Manila Bay Coastal Management Strategy pursuant to SC Decision under SC No. 171547-48	310203200001000	222,853	824,980	1,147,743	1,623,903	1,125,871	175,502	169,032	162,085	1,623,903	0	0	0	0	0
MOOE		142,896	895,816	1,038,621	989,703	487,871	198,202	152,732	151,895	989,703	0	0	0	0	0
OO		80,187	35,830	119,172	562,600	629,600	17,300	18,300	200	602,600	0	0	0	0	0
Pasig River Rehabilitation	310203200002000	31,813	46,290	78,143	103,390	25,384	27,679	22,856	27,179	103,390	0	0	0	0	0
PS		0	0	0	8,752	2,200	2,650	2,142	2,799	8,752	0	0	0	0	0
MOOE		31,813	46,290	78,143	93,618	23,182	25,029	20,714	24,420	93,618	0	0	0	0	0
LAND MANAGEMENT SUB PROGRAM		1,261,295	426,205	1,477,500	1,659,510	387,190	620,726	436,601	507,080	1,659,510	0	0	0	0	0
Land Survey, Declassification and Records Management	310204100001000	917,872	386,012	1,315,984	1,623,217	364,000	451,170	370,409	447,570	1,623,217	0	0	0	0	0
PS		791,896	281,355	983,221	1,229,972	287,658	341,132	286,349	364,333	1,229,972	0	0	0	0	0
MOOE		185,106	136,857	322,758	383,245	86,392	110,038	113,560	83,237	322,758	0	0	0	0	0
For the requirements of the Comprehensive Agrarian Reform Program	310204100002000	133,293	28,263	161,578	227,302	33,041	88,556	65,182	69,510	227,302	0	0	0	0	0
PS		43,451	16,807	60,238	83,883	19,818	21,890	18,281	22,580	83,883	0	0	0	0	0
MOOE		89,812	11,476	101,288	143,419	13,223	47,664	45,811	46,930	143,419	0	0	0	0	0

FY 2021 FINANCIAL PLAN
(In Thousand Pesos)

Department : Department of Environment and Natural Resources (DENR)
 Agency/Entity : Office of the Secretary
 Operating Unit : ALL
 Organization Code (UACS) : ALL
 Report Status : ALL

Particulars	UACS CODE	Current Year's Obligation			Budget Year Obligation Program										
		Actual Jan.1 - Sept.30	Balance Oct.1 - Dec.31	Total	Total	COMPREHENSIVE RELEASE					FOR LATER RELEASE				
						Q1	Q2	Q3	Q4	Sub Total	Q1	Q2	Q3	Q4	Sub Total
1	2	3	4	5=3+4	6=11+15	7	8	9	10	11=7+8+9	12	13	14	15	16=12+13
FOREST AND WATERSHED MANAGEMENT SLB-PROGRAM		2,875,521	597,080	3,272,601	7,894,377	3,937,507	1,246,097	1,701,958	1,303,895	7,884,377	0	0	0	0	0
Forest Development, Rehabilitation, Maintenance and Protection	31020510001000	2,676,364	545,441	3,121,465	6,734,433	2,692,221	1,107,833	1,674,546	1,269,833	6,734,433	0	0	0	0	0
PS		857,417	306,157	1,173,574	1,561,848	344,402	434,074	329,472	473,528	1,561,848	0	0	0	0	0
MOCE		427,340	173,022	600,362	654,908	297,019	220,774	285,915	179,090	654,908	0	0	0	0	0
CO		1,281,207	68,262	1,347,169	4,187,820	2,050,280	452,805	1,075,150	603,205	4,187,820	0	0	0	0	0
Soil Conservation and Watershed Management including River Basin Management and Development	31020510002000	26,477	51,519	151,069	250,000	121,525	49,107	65,403	22,815	250,000	0	0	0	0	0
MOCE		18,897	29,669	41,925	64,723	13,787	15,696	19,480	14,757	64,723	0	0	0	0	0
CO		60,580	20,561	109,341	185,277	107,738	32,458	45,923	8,058	185,277	0	0	0	0	0
Projects:		0	0	0	709,944	623,961	89,107	50,939	45,237	709,944	0	0	0	0	0
Foreign-Assisted Project(s)		0	0	0	709,944	623,961	89,107	50,939	45,237	709,944	0	0	0	0	0
Integrated Natural Resources and Environmental Management Project (INREMP)	31020530001000	0	0	0	60,000	33,857	20,350	4,644	1,149	60,000	0	0	0	0	0
MOCE		0	0	0	60,000	33,857	20,350	4,644	1,149	60,000	0	0	0	0	0
Forestland Management Project	31020530002000	0	0	0	649,944	490,104	85,757	46,295	45,088	649,944	0	0	0	0	0
MOCE		0	0	0	217,132	58,902	55,757	45,290	45,088	217,132	0	0	0	0	0
CO		0	0	0	432,812	432,812	0	0	0	432,812	0	0	0	0	0
OO : Adaptive capacities of human communities and natural systems improved	32000000000000	15,185	15,128	35,313	74,755	15,820	24,558	17,187	17,193	74,755	0	0	0	0	0
ENVIRONMENT AND NATURAL RESOURCES RESILIENCY PROGRAM	32000000000000	15,185	15,128	35,313	74,755	15,820	24,558	17,187	17,193	74,755	0	0	0	0	0
Natural Resources Assessment	320000100001000	15,185	15,128	35,313	74,755	15,820	24,558	17,187	17,193	74,755	0	0	0	0	0
MOCE		15,185	15,128	35,313	74,755	15,820	24,558	17,187	17,193	74,755	0	0	0	0	0
II - Automatic Appropriations		118,738	1,488	14,221	621,211	0	0	0	0	0	154,217	169,160	153,829	157,000	621,211
Retirement and Life Insurance Premiums		118,738	1,488	14,224	621,211	0	0	0	0	0	154,217	169,160	153,829	157,000	621,211
General Administration and Support	10000000000000	34,294	890	35,279	151,411	0	0	0	0	0	37,628	38,030	37,540	38,213	151,411
General Management and Supervision	100000100001000	31,157	957	32,114	135,702	0	0	0	0	0	35,727	34,099	35,827	34,264	135,702
PS		31,157	957	32,114	135,702	0	0	0	0	0	33,722	34,080	33,627	34,254	135,702
Human Resource Development	100000200002000	3,127	38	3,165	15,709	0	0	0	0	0	3,505	3,941	3,909	3,909	15,709
PS		3,127	38	3,165	15,709	0	0	0	0	0	3,505	3,941	3,909	3,909	15,709
Support to Operations	20000000000000	18,785	0	18,785	65,549	0	0	0	0	0	23,558	23,584	23,526	24,261	65,549
Data Management including Systems Development and Maintenance	200000100001000	2,294	0	2,294	11,619	0	0	0	0	0	2,862	2,915	2,877	2,905	11,619
PS		2,294	0	2,294	11,619	0	0	0	0	0	2,862	2,915	2,877	2,905	11,619
Production and Dissemination of Technical and Popular Materials in the Conservation and Development of Natural Resources and Environmental Education, including an Encyclopedia on Biodiversity	200000200002000	1,430	0	1,430	7,397	0	0	0	0	0	1,845	1,854	1,848	1,852	7,397
PS		1,430	0	1,430	7,397	0	0	0	0	0	1,845	1,854	1,848	1,852	7,397
Legal Services including Operations Against Unlawful Taking of Public Land	200000300003000	2,905	0	2,905	15,379	0	0	0	0	0	3,527	3,882	3,822	3,868	15,379
PS		2,905	0	2,905	15,379	0	0	0	0	0	3,527	3,882	3,822	3,868	15,379
Conduct of Special Studies, Design and Development in Support of Forestry, Mining and Environmental Management Operations, including Climate Change Resilience	200000400004000	733	0	733	3,284	0	0	0	0	0	818	818	815	816	3,284
PS		733	0	733	3,284	0	0	0	0	0	818	818	815	816	3,284
Formulation and Monitoring of ENR Sector Policies, Plans, Programs and Projects	200000500005000	8,090	0	8,090	42,291	0	0	0	0	0	10,429	13,657	10,445	10,731	42,291
PS		8,090	0	8,090	42,291	0	0	0	0	0	10,429	13,657	10,445	10,731	42,291

FY 2021 FINANCIAL PLAN
(In Thousand Pesos)

Department : Department of Environment and Natural Resources (DENR)
 Agency/Entity : Office of the Secretary
 Operating Unit : ALL
 Organization Code (UACS) : ALL
 Report Status : ALL


Particulars	UACS CODE	Current Year's Obligation			Budget Year Obligation Program										
		Actual Jan.1 - Sept.30	Estimate Oct.1 - Dec.31	Total 5=3+4	Total 6=11+16	COMPREHENSIVE RELEASE					FOR LATER RELEASE				
						Q1	Q2	Q3	Q4	Sub Total 11=7+8+9	Q1	Q2	Q3	Q4	Sub Total 16=12+13
1	2	3	4	5=3+4	6=11+16	7	8	9	10	11=7+8+9	12	13	14	15	16=12+13
Ecological Research Development and Extension Services	20000100000000	3,372	0	3,372	15,289	0	0	0	0	0	3,350	3,350	3,350	3,349	15,289
PS		3,372	0	3,372	15,289	0	0	0	0	0	3,350	3,350	3,350	3,349	15,289
Operations	30000000000000	63,659	491	64,150	374,451	0	0	0	0	0	92,391	94,141	92,643	94,735	374,451
CO : Natural resources sustainably managed	31000000000000	63,659	491	64,150	374,451	0	0	0	0	0	92,391	94,141	92,643	94,735	374,451
NATURAL RESOURCES ENFORCEMENT AND REGULATORY PROGRAM	31010000000000	7,505	491	7,996	44,839	0	0	0	0	0	11,100	11,267	11,190	11,292	44,839
Natural Resources management arrangement/agreement and permit issuance	310100100001000	7,505	491	7,996	44,839	0	0	0	0	0	11,100	11,267	11,190	11,292	44,839
PS		7,505	491	7,996	44,839	0	0	0	0	0	11,100	11,267	11,190	11,292	44,839
NATURAL RESOURCES CONSERVATION AND DEVELOPMENT PROGRAM	31020000000000	56,154	0	56,154	329,612	0	0	0	0	0	81,291	82,874	81,453	83,444	329,612
PROTECTED AREAS, CAVES, AND WETLANDS		11,895	0	11,895	75,723	0	0	0	0	0	18,774	19,080	18,693	19,196	75,723
Protected areas development and management	310201100001000	11,895	0	11,895	75,723	0	0	0	0	0	18,774	19,080	18,693	19,196	75,723
PS		11,895	0	11,895	75,723	0	0	0	0	0	18,774	19,080	18,693	19,196	75,723
LAND MANAGEMENT SUB PROGRAM		20,604	0	20,604	111,279	0	0	0	0	0	27,512	28,012	27,424	28,261	111,279
Land Survey, Disposition and Records Management	310204100001000	20,604	0	20,604	111,279	0	0	0	0	0	27,512	28,012	27,424	28,261	111,279
PS		20,604	0	20,604	111,279	0	0	0	0	0	27,512	28,012	27,424	28,261	111,279
FOREST AND WATERSHED MANAGEMENT SUB-PROGRAM		23,685	0	23,685	142,610	0	0	0	0	0	35,475	35,782	35,356	35,897	142,610
Forest Development, Rehabilitation, Maintenance and Protection	310205100001000	23,685	0	23,685	142,610	0	0	0	0	0	35,475	35,782	35,356	35,897	142,610
PS		23,685	0	23,685	142,610	0	0	0	0	0	35,475	35,782	35,356	35,897	142,610
III. Special Purpose Fund		63,075	7,221	70,297	0	0	0	0	0	0	0	0	0	0	0
Miscellaneous Personal Benefits Fund	40070000000000	63,075	7,221	70,297	0	0	0	0	0	0	0	0	0	0	0
Funding Requirements for the Filling up of Unfilled Positions	400700000002000	0	6,909	6,909	0	0	0	0	0	0	0	0	0	0	0
PS		0	6,909	6,909	0	0	0	0	0	0	0	0	0	0	0
For Payment of Compensation Adjustment	400700000005000	63,075	312	63,387	0	0	0	0	0	0	0	0	0	0	0
PS		63,075	312	63,387	0	0	0	0	0	0	0	0	0	0	0
TOTAL, Current Year Budget / Appropriations		8,631,334	32,218,763	40,751,087	20,095,507	5,825,938	4,345,808	4,498,477	4,208,441	18,978,295	154,217	156,135	153,839	167,000	821,211
PS		4,300,149	9,478,884	13,779,033	7,775,517	1,554,827	1,502,721	1,305,000	2,115,712	7,169,306	154,217	156,135	153,839	167,000	821,211
MOOE		2,980,160	22,522,433	25,115,423	8,529,947	2,014,848	1,651,086	1,305,508	1,448,296	6,369,947	0	0	0	0	0
CO		1,638,155	220,565	1,858,851	5,287,043	3,367,043	700,000	1,185,925	544,477	5,507,043	0	0	0	0	0
Recapitulation by Program		5,701,354	10,508,821	16,290,115	15,145,757	5,691,725	2,922,704	3,361,844	2,855,035	14,771,305	82,431	94,141	82,643	94,738	374,451
NATURAL RESOURCES ENFORCEMENT AND REGULATORY PROGRAM	31010000000000	743,069	6,101,814	6,844,913	1,058,274	401,407	404,636	425,199	382,184	1,513,435	11,100	11,267	11,190	11,292	44,839
NATURAL RESOURCES CONSERVATION AND DEVELOPMENT PROGRAM	31020000000000	4,942,010	2,472,870	7,414,889	13,412,728	5,274,436	2,473,511	2,838,455	2,475,651	13,083,116	81,851	82,874	81,453	83,444	329,612
ENVIRONMENT AND NATURAL RESOURCES RESILIENCY PROGRAM	32030000000000	16,105	15,120	36,313	74,755	15,830	24,558	17,187	17,190	74,755	0	0	0	0	0
IV. Continuing Appropriations		2,588	0	2,588	0	0	0	0	0	0	0	0	0	0	0
Operations	30000000000000	2,588	0	2,588	0	0	0	0	0	0	0	0	0	0	0
CO : Natural resources sustainably managed	31000000000000	2,588	0	2,588	0	0	0	0	0	0	0	0	0	0	0
NATURAL RESOURCES CONSERVATION AND DEVELOPMENT PROGRAM	31020000000000	2,588	0	2,588	0	0	0	0	0	0	0	0	0	0	0
COASTAL AND MARINE ECOSYSTEMS REHABILITATION SUB-		2,588	0	2,588	0	0	0	0	0	0	0	0	0	0	0
Management of Coastal and Marine Resources/ Areas	310205100001000	2,588	0	2,588	0	0	0	0	0	0	0	0	0	0	0
MOOE		2,588	0	2,588	0	0	0	0	0	0	0	0	0	0	0

FY 2021 FINANCIAL PLAN
(In Thousand Pesos)

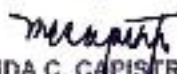
Department : Department of Environment and Natural Resources (DENR)
 Agency : Office of the Secretary
 Operating Unit : ALL
 Organization Code (UACS) : ALL
 Report Status : ALL

Particulars	UACS CODE	Budget Year Obligation Program										
		Total	COMPREHENSIVE RELEASE					FOR LATER RELEASE(Negative List)				
			Q1	Q2	Q3	Q4	Sub Total	Q1	Q2	Q3	Q4	Sub Total
1	2	6=11+16	7	8	9	10	11=7+8+9+10	12	13	14	15	16=12+13+14+15

Prepared by:


 MAYBELL N. MANGUECO
 Chief, Budget Division

In coordination with:


 MELINDA C. CAPISTRANO
 Chief, Planning and Programming Division
 and Concurrent OIC Director, Policy and Planning Service

Approved by:


 WILFREDO J. OBIEN
 Director
 Financial and Management Service

FY 2021 FINANCIAL PLAN
(In Thousand Pesos)

Department : Department of Environment and Natural Resources (DENR)
 Agency : Office of the Secretary
 Operating Unit : ALL
 Organization Code (UACS) : ALL
 Report Status : ALL

Particulars	UACS CODE	Budget Year Obligation Program										
		Total	COMPREHENSIVE RELEASE					FOR LATER RELEASE(Negative List)				
			Q1	Q2	Q3	Q4	Sub Total	Q1	Q2	Q3	Q4	Sub Total
1	2	6=11+16	7	8	9	10	11=7+8+9+10	12	13	14	15	16=12+13+14+15
MCOE		5,200	4,855	1,437	1,544	1,334	5,200	-	-	-	-	-
PENRO Rizal		18,005	6,699	3,883	3,482	3,941	18,005	-	-	-	-	-
PS		6,933	1,467	1,375	1,467	2,024	6,933	-	-	-	-	-
MCOE		6,972	4,132	1,908	2,015	1,917	6,972	-	-	-	-	-
Region IVB - MIMAROPA		98,725	23,507	28,384	21,133	26,702	98,725	-	-	-	-	-
PS		59,538	12,793	16,590	12,465	17,690	59,538	-	-	-	-	-
MCOE		38,388	10,714	10,374	8,263	8,737	38,388	-	-	-	-	-
CO		1,800	-	1,120	405	275	1,800	-	-	-	-	-
Regional Office IV-B - Proper		27,623	7,562	8,223	5,153	6,565	27,623	-	-	-	-	-
PS		17,759	3,734	5,071	3,735	5,219	17,759	-	-	-	-	-
MCOE		9,864	3,828	3,152	1,418	1,466	9,864	-	-	-	-	-
PENRO Marinduque		8,387	1,751	2,104	1,959	2,553	8,387	-	-	-	-	-
PS		4,883	1,030	1,325	1,021	1,467	4,883	-	-	-	-	-
MCOE		3,474	671	779	938	1,086	3,474	-	-	-	-	-
PENRO Occidental Mindoro		15,392	3,257	4,152	3,497	4,496	15,392	-	-	-	-	-
PS		9,160	1,914	2,598	1,919	2,729	9,160	-	-	-	-	-
MCOE		5,732	1,343	1,479	1,418	1,492	5,732	-	-	-	-	-
CO		500	-	75	150	275	500	-	-	-	-	-
PENRO Oriental Mindoro		11,986	2,644	3,569	2,518	3,275	11,986	-	-	-	-	-
PS		6,979	1,459	1,994	1,482	2,064	6,979	-	-	-	-	-
MCOE		5,009	1,185	1,569	1,054	1,211	5,009	-	-	-	-	-
PENRO Palawan		28,927	6,792	7,482	6,657	7,596	28,927	-	-	-	-	-
PS		17,025	3,773	4,593	3,551	5,108	17,025	-	-	-	-	-
MCOE		11,602	3,019	2,844	2,851	2,838	11,602	-	-	-	-	-
CO		300	-	45	255	-	300	-	-	-	-	-
PENRO Romblon		7,429	1,501	2,870	1,361	1,697	7,429	-	-	-	-	-
PS		3,722	833	1,009	777	1,103	3,722	-	-	-	-	-
MCOE		2,707	638	861	584	594	2,707	-	-	-	-	-
CO		1,000	-	1,000	-	-	1,000	-	-	-	-	-
Region V - Bloo		101,029	22,427	27,787	22,406	28,408	101,029	-	-	-	-	-
PS		70,609	14,850	20,052	14,846	20,852	70,609	-	-	-	-	-
MCOE		30,420	7,637	7,735	7,561	7,657	30,420	-	-	-	-	-
Regional Office V - Proper		26,851	6,412	7,881	6,409	8,149	26,851	-	-	-	-	-
PS		19,373	4,041	5,511	4,040	5,781	19,373	-	-	-	-	-
MCOE		9,478	2,371	2,370	2,369	2,368	9,478	-	-	-	-	-
PENRO Albay		12,241	2,700	3,403	2,698	3,440	12,241	-	-	-	-	-
PS		9,073	1,920	2,573	1,910	2,832	9,073	-	-	-	-	-
MCOE		3,166	780	830	780	778	3,166	-	-	-	-	-
PENRO Camarines Norte		8,778	1,955	2,410	1,950	2,463	8,778	-	-	-	-	-
PS		6,279	1,328	1,784	1,327	1,840	6,279	-	-	-	-	-
MCOE		2,499	627	626	623	623	2,499	-	-	-	-	-
PENRO Camarines Sur		20,741	4,622	5,865	4,820	5,834	20,741	-	-	-	-	-
PS		14,428	3,043	4,087	3,041	4,257	14,428	-	-	-	-	-
MCOE		6,313	1,579	1,778	1,579	1,577	6,313	-	-	-	-	-
PENRO Catanduanes		8,964	1,931	2,563	1,957	2,503	8,964	-	-	-	-	-
PS		6,662	1,418	1,900	1,414	1,950	6,662	-	-	-	-	-
MCOE		2,292	543	663	543	543	2,292	-	-	-	-	-
PENRO Masbate		11,371	2,557	3,093	2,557	3,164	11,371	-	-	-	-	-
PS		7,186	1,511	2,048	1,511	2,118	7,186	-	-	-	-	-
MCOE		4,185	1,046	1,047	1,046	1,046	4,185	-	-	-	-	-
PENRO Sorsogon		10,063	2,220	2,772	2,215	2,856	10,063	-	-	-	-	-
PS		7,578	1,599	2,151	1,594	2,234	7,578	-	-	-	-	-
MCOE		2,485	621	621	621	622	2,485	-	-	-	-	-
Region VI - Western Visayas		144,219	52,354	31,379	26,490	33,698	144,219	-	-	-	-	-
PS		83,666	18,686	22,821	17,664	24,495	83,666	-	-	-	-	-
MCOE		35,553	8,638	8,958	8,825	9,201	35,553	-	-	-	-	-
CO		25,000	25,000	-	-	-	25,000	-	-	-	-	-
Regional Office VI - Proper		28,284	6,547	7,725	6,485	7,496	28,284	-	-	-	-	-
PS		16,190	3,592	4,439	3,414	4,753	16,190	-	-	-	-	-
MCOE		12,088	2,955	3,286	3,082	2,743	12,088	-	-	-	-	-
PENRO Aklan		11,349	2,615	3,389	2,473	3,172	11,349	-	-	-	-	-
PS		8,528	1,912	2,336	1,799	2,481	8,528	-	-	-	-	-
MCOE		2,821	703	753	674	691	2,821	-	-	-	-	-
PENRO Antique		40,788	23,589	4,174	3,449	4,574	40,788	-	-	-	-	-
PS		11,546	2,577	3,147	2,435	3,367	11,546	-	-	-	-	-
MCOE		4,240	1,012	1,027	1,014	1,187	4,240	-	-	-	-	-
CO		25,000	25,000	-	-	-	25,000	-	-	-	-	-

FY 2021 FINANCIAL PLAN
(In Thousand Pesos)

Department : Department of Environment and Natural Resources (DENR)
 Agency : Office of the Secretary
 Operating Unit : ALL
 Organization Code (UACS) : ALL
 Report Status : ALL

Particulars	UACS CODE	Budget Year Obligation Program										
		Total	COMPREHENSIVE RELEASE					FOR LATER RELEASE(Negative List)				
			Q1	Q2	Q3	Q4	Sub Total	Q1	Q2	Q3	Q4	Sub Total
1	2	6=11+16	7	8	9	10	11=7+8+9+10	12	13	14	15	16=12+13+14+15
PENRO Capiz		12,259	2,761	3,203	2,697	3,599	12,259	-	-	-	-	-
PS		9,497	2,102	2,599	2,014	2,752	9,497	-	-	-	-	-
MOOE		2,792	659	604	683	848	2,792	-	-	-	-	-
PENRO Guimaras		8,760	2,007	2,258	1,985	2,439	8,760	-	-	-	-	-
PS		6,203	1,393	1,679	1,303	1,620	6,203	-	-	-	-	-
MOOE		2,557	704	579	683	819	2,557	-	-	-	-	-
PENRO Iloilo		21,175	4,784	5,487	4,685	6,208	21,175	-	-	-	-	-
PS		15,408	3,446	4,195	3,252	4,515	15,408	-	-	-	-	-
MOOE		5,767	1,338	1,292	1,443	1,693	5,767	-	-	-	-	-
PENRO Negros Occidental		21,628	4,961	5,743	4,714	6,208	21,628	-	-	-	-	-
PS		16,316	3,684	4,428	3,447	4,778	16,316	-	-	-	-	-
MOOE		5,310	1,277	1,315	1,267	1,430	5,310	-	-	-	-	-
Region VII - Central Visayas		105,974	20,344	39,367	20,710	25,963	105,974	-	-	-	-	-
PS		82,007	13,093	17,834	13,180	18,130	82,007	-	-	-	-	-
MOOE		28,987	7,281	7,723	7,550	7,433	28,987	-	-	-	-	-
CC		14,980	-	14,810	-	-	14,980	-	-	-	-	-
Regional Office VII - Proper		38,640	6,369	17,840	6,415	8,016	38,640	-	-	-	-	-
PS		19,149	4,005	5,469	4,034	5,851	19,149	-	-	-	-	-
MOOE		8,461	2,364	2,361	2,381	2,365	8,461	-	-	-	-	-
CC		10,980	-	10,000	-	-	10,980	-	-	-	-	-
PENRO Bondi		20,421	4,141	7,320	4,158	5,102	20,421	-	-	-	-	-
PS		12,021	2,646	3,416	2,556	3,006	12,021	-	-	-	-	-
MOOE		8,400	1,596	1,804	1,603	1,997	8,400	-	-	-	-	-
CC		2,000	-	2,000	-	-	2,000	-	-	-	-	-
PENRO Cebu		18,989	4,239	5,191	4,279	5,280	18,989	-	-	-	-	-
PS		12,853	2,713	3,648	2,737	3,755	12,853	-	-	-	-	-
MOOE		8,136	1,526	1,543	1,542	1,525	8,136	-	-	-	-	-
PENRO Negros Oriental		16,635	3,739	4,546	3,747	4,601	16,635	-	-	-	-	-
PS		11,130	2,368	3,166	2,367	3,229	11,130	-	-	-	-	-
MOOE		6,503	1,371	1,380	1,380	1,372	6,503	-	-	-	-	-
PENRO Siquijor		11,291	1,858	4,760	2,111	2,594	11,291	-	-	-	-	-
PS		6,854	1,452	1,845	1,467	1,990	6,854	-	-	-	-	-
MOOE		2,437	404	815	644	574	2,437	-	-	-	-	-
CC		2,000	-	2,000	-	-	2,000	-	-	-	-	-
Region VIII - Eastern Visayas		111,294	25,790	29,419	25,321	30,746	111,294	-	-	-	-	-
PS		73,487	16,482	19,661	15,633	21,391	73,487	-	-	-	-	-
MOOE		37,807	9,316	9,438	9,688	9,355	37,807	-	-	-	-	-
Regional Office VIII - Proper		31,938	7,338	8,401	7,346	8,853	31,938	-	-	-	-	-
PS		17,850	4,024	4,644	3,756	5,226	17,850	-	-	-	-	-
MOOE		14,046	3,314	3,557	3,550	3,627	14,046	-	-	-	-	-
PENRO Biliran		9,169	2,108	2,462	2,017	2,582	9,169	-	-	-	-	-
PS		7,284	1,624	1,994	1,553	2,113	7,284	-	-	-	-	-
MOOE		1,885	484	468	464	469	1,885	-	-	-	-	-
PENRO Eastern Samar		14,566	3,376	3,911	3,348	4,051	14,566	-	-	-	-	-
PS		10,661	2,391	2,908	2,263	3,079	10,661	-	-	-	-	-
MOOE		4,026	986	1,003	1,085	972	4,026	-	-	-	-	-
PENRO Leyte		17,247	4,022	4,650	3,865	4,690	17,247	-	-	-	-	-
PS		11,865	2,695	3,237	2,527	3,486	11,865	-	-	-	-	-
MOOE		5,352	1,357	1,413	1,358	1,224	5,352	-	-	-	-	-
PENRO Northern Samar		12,320	2,873	3,192	2,902	3,353	12,320	-	-	-	-	-
PS		6,340	1,671	2,265	1,770	2,434	6,340	-	-	-	-	-
MOOE		3,960	1,002	927	1,132	919	3,960	-	-	-	-	-
PENRO Southern Leyte		12,371	2,894	3,262	2,773	3,442	12,371	-	-	-	-	-
PS		8,648	1,943	2,246	1,842	2,517	8,648	-	-	-	-	-
MOOE		3,723	951	916	931	925	3,723	-	-	-	-	-
PENRO Western Samar		13,563	3,137	3,641	3,060	3,775	13,563	-	-	-	-	-
PS		8,769	1,964	2,367	1,862	2,556	8,769	-	-	-	-	-
MOOE		4,794	1,223	1,154	1,198	1,219	4,794	-	-	-	-	-
Region IX - Zamboanga Peninsula		66,790	20,096	22,800	19,469	24,393	66,790	-	-	-	-	-
PS		55,225	12,221	15,005	11,549	16,450	55,225	-	-	-	-	-
MOOE		31,573	7,875	7,875	7,910	7,913	31,573	-	-	-	-	-
Regional Office IX - Proper		32,613	7,707	8,491	7,523	8,892	32,613	-	-	-	-	-
PS		15,905	3,623	4,315	3,313	4,754	15,905	-	-	-	-	-
MOOE		16,708	4,184	4,176	4,210	4,138	16,708	-	-	-	-	-
PENRO Zamboanga del Norte		18,635	4,290	4,835	4,143	5,267	18,635	-	-	-	-	-
PS		12,793	2,838	3,481	2,696	3,786	12,793	-	-	-	-	-
MOOE		5,842	1,452	1,454	1,455	1,481	5,842	-	-	-	-	-

FY 2021 FINANCIAL PLAN
(In Thousand Pesos)

Department : Department of Environment and Natural Resources (DENR)
 Agency : Office of the Secretary
 Operating Unit : ALL
 Organization Code (UACS) : ALL
 Report Status : ALL

Particulars	UACS CODE	Budget Year Obligation Program										
		Total	COMPREHENSIVE RELEASE					FOR LATER RELEASE(Negative List)				
			Q1	Q2	Q3	Q4	Sub Total	Q1	Q2	Q3	Q4	Sub Total
1	2	6=11+16	7	8	9	10	11=7+8+9+10	12	13	14	15	16=12+13+14+15
PENRO Zamboanga del Sur		16,281	3,705	4,342	3,568	4,665	16,281	-	-	-	-	-
PS		12,430	2,749	3,383	2,611	3,887	12,430	-	-	-	-	-
MOOE		3,851	956	959	957	978	3,851	-	-	-	-	-
PENRO Zamboanga Sibugay		16,289	4,394	5,112	4,226	5,538	16,289	-	-	-	-	-
PS		14,087	3,111	3,826	2,937	4,223	14,087	-	-	-	-	-
MOOE		2,172	1,283	1,286	1,289	1,315	2,172	-	-	-	-	-
Region X - Northern Mindanao		116,203	26,411	31,083	25,076	33,631	116,203	-	-	-	-	-
PS		81,489	17,140	23,190	17,293	23,608	81,489	-	-	-	-	-
MOOE		33,217	7,784	7,893	7,815	9,725	33,217	-	-	-	-	-
CO		1,487	1,487	-	-	-	1,487	-	-	-	-	-
Regional Office X - Proper		33,359	7,361	8,816	7,285	9,897	33,359	-	-	-	-	-
PS		16,537	4,077	5,561	4,086	5,764	16,537	-	-	-	-	-
MOOE		13,822	3,304	3,235	3,170	4,113	13,822	-	-	-	-	-
PENRO Bukidnon		23,207	5,015	6,310	5,122	6,760	23,207	-	-	-	-	-
PS		16,902	3,555	4,791	3,621	4,835	16,902	-	-	-	-	-
MOOE		6,305	1,460	1,519	1,501	1,825	6,305	-	-	-	-	-
PENRO Compostela		10,688	3,471	2,528	2,011	2,678	10,688	-	-	-	-	-
PS		7,232	1,527	2,053	1,536	2,113	7,232	-	-	-	-	-
MOOE		1,989	457	475	472	565	1,989	-	-	-	-	-
CO		1,467	1,467	-	-	-	1,467	-	-	-	-	-
PENRO Lanao del Norte		17,725	3,797	4,865	3,836	5,208	17,725	-	-	-	-	-
PS		14,078	2,957	4,008	2,966	4,147	14,078	-	-	-	-	-
MOOE		3,647	840	877	869	1,061	3,647	-	-	-	-	-
PENRO Misamis Occidental		14,737	3,195	4,012	3,239	4,291	14,737	-	-	-	-	-
PS		10,989	2,329	3,117	2,334	3,189	10,989	-	-	-	-	-
MOOE		3,768	866	895	905	1,102	3,768	-	-	-	-	-
PENRO Misamis Oriental		16,487	3,652	4,532	3,606	4,707	16,487	-	-	-	-	-
PS		12,781	2,895	3,640	2,706	3,738	12,781	-	-	-	-	-
MOOE		3,706	857	892	896	1,069	3,706	-	-	-	-	-
Region XI - Davao		112,191	25,688	30,292	25,337	29,673	112,191	-	-	-	-	-
PS		75,781	16,556	21,015	15,938	22,272	75,781	-	-	-	-	-
MOOE		32,899	8,722	8,077	9,499	7,601	32,899	-	-	-	-	-
CO		3,511	1,411	1,200	900	-	3,511	-	-	-	-	-
Regional Office XI - Proper		28,008	6,931	7,256	6,050	7,771	28,008	-	-	-	-	-
PS		17,626	3,929	4,807	3,701	5,189	17,626	-	-	-	-	-
MOOE		10,382	3,002	2,449	2,349	2,582	10,382	-	-	-	-	-
PENRO Compostela Valley		16,249	3,787	4,403	3,507	4,552	16,249	-	-	-	-	-
PS		11,536	2,420	3,301	2,417	3,398	11,536	-	-	-	-	-
MOOE		4,202	856	1,102	1,090	1,154	4,202	-	-	-	-	-
CO		511	511	-	-	-	511	-	-	-	-	-
PENRO Davao del Norte		16,875	4,124	4,260	4,021	4,450	16,875	-	-	-	-	-
PS		12,789	2,847	3,497	2,707	3,738	12,789	-	-	-	-	-
MOOE		4,086	1,277	783	1,314	712	4,086	-	-	-	-	-
PENRO Davao del Sur		22,780	5,598	6,826	5,423	6,113	22,780	-	-	-	-	-
PS		14,897	3,294	4,004	3,101	4,308	14,897	-	-	-	-	-
MOOE		5,063	1,414	1,422	1,422	605	5,063	-	-	-	-	-
CO		3,000	900	1,200	900	-	3,000	-	-	-	-	-
PENRO Davao Occidental		6,715	1,468	1,829	1,580	1,867	6,715	-	-	-	-	-
PS		4,266	949	1,159	889	1,259	4,266	-	-	-	-	-
MOOE		2,459	520	670	671	608	2,459	-	-	-	-	-
PENRO Davao Oriental		21,584	4,780	5,898	4,776	6,130	21,584	-	-	-	-	-
PS		14,877	3,127	4,247	3,123	4,380	14,877	-	-	-	-	-
MOOE		6,707	1,653	1,651	1,653	1,750	6,707	-	-	-	-	-
Region XII - SOCCSKSARGEN		172,081	37,145	46,384	37,325	49,229	172,081	-	-	-	-	-
PS		137,516	28,784	39,298	28,784	40,650	137,516	-	-	-	-	-
MOOE		34,565	8,361	9,086	8,539	8,579	34,565	-	-	-	-	-
Regional Office XII - Proper		42,890	9,215	12,152	9,458	12,067	42,890	-	-	-	-	-
PS		29,272	6,125	8,352	6,126	8,689	29,272	-	-	-	-	-
MOOE		13,618	3,090	3,800	3,330	3,378	13,618	-	-	-	-	-
PENRO North Cotabato		37,030	8,014	10,397	7,928	10,691	37,030	-	-	-	-	-
PS		31,435	6,549	8,996	6,548	9,339	31,435	-	-	-	-	-
MDDP		5,595	1,465	1,399	1,378	1,352	5,595	-	-	-	-	-
PENRO Sarangani		28,478	6,146	7,986	6,161	8,165	28,478	-	-	-	-	-
PS		23,650	4,933	6,733	4,931	6,953	23,650	-	-	-	-	-
MOOE		4,828	1,213	1,253	1,230	1,212	4,828	-	-	-	-	-
PENRO South Cotabato		33,923	7,327	9,513	7,338	9,747	33,923	-	-	-	-	-
PS		28,486	5,380	8,138	5,978	8,369	28,486	-	-	-	-	-

FY 2021 FINANCIAL PLAN
(In Thousand Pesos)

Department : Department of Environment and Natural Resources (DENR)
 Agency : Office of the Secretary
 Operating Unit : ALL
 Organization Code (UACS) : ALL
 Report Status : ALL

Particulars	UACS CODE	Budget Year Obligation Program										
		Total	COMPREHENSIVE RELEASE					FOR LATER RELEASE(Negative List)				
			Q1	Q2	Q3	Q4	Sub Total	Q1	Q2	Q3	Q4	Sub Total
1	2	6=11+10	7	8	9	10	11=7+8+9+10	12	13	14	15	16=12+13+14+15
MOOE		5,437	1,347	1,375	1,357	1,358	5,437	-	-	-	-	-
PENRO Sultan Kudarat		25,760	8,443	8,398	8,442	8,536	29,760	-	-	-	-	-
PS		24,773	5,197	7,077	5,189	7,300	24,773	-	-	-	-	-
MOOE		4,967	1,246	1,259	1,243	1,238	4,967	-	-	-	-	-
Region XIII - CARAGA		103,316	29,731	25,154	22,028	27,403	103,316	-	-	-	-	-
PS		69,818	15,409	18,974	14,836	20,739	69,818	-	-	-	-	-
MOOE		33,498	13,322	6,180	7,352	6,604	33,498	-	-	-	-	-
Regional Office XIII - Proper		27,126	7,402	6,733	6,883	7,108	27,126	-	-	-	-	-
PS		16,322	3,606	4,440	3,409	4,857	16,322	-	-	-	-	-
MOOE		10,804	3,796	2,293	2,474	2,241	10,804	-	-	-	-	-
PENRO Agusan del Norte		15,946	4,965	3,638	3,471	4,271	15,946	-	-	-	-	-
PS		11,528	2,543	3,142	2,429	3,414	11,528	-	-	-	-	-
MOOE		4,418	2,023	498	1,042	857	4,418	-	-	-	-	-
PENRO Agusan del Sur		21,791	5,999	5,522	4,503	5,787	21,791	-	-	-	-	-
PS		14,543	3,199	3,943	3,049	4,352	14,543	-	-	-	-	-
MOOE		7,248	2,800	1,579	1,454	1,415	7,248	-	-	-	-	-
PENRO Davao Islands		8,938	2,530	2,234	1,774	2,430	8,938	-	-	-	-	-
PS		6,823	1,534	1,894	1,462	2,033	6,823	-	-	-	-	-
MOOE		2,015	995	340	312	357	2,015	-	-	-	-	-
PENRO Surigao del Norte		12,049	3,219	2,858	2,941	3,021	12,049	-	-	-	-	-
PS		8,223	1,520	2,229	1,718	2,457	8,223	-	-	-	-	-
MOOE		3,826	1,398	640	1,223	564	3,826	-	-	-	-	-
PENRO Surigao del Sur		17,466	5,015	4,159	3,456	4,838	17,466	-	-	-	-	-
PS		12,279	2,707	3,327	2,589	3,678	12,279	-	-	-	-	-
MOOE		5,187	2,308	832	887	1,160	5,187	-	-	-	-	-
Human Resource Development	100000100002000	305,707	73,887	62,027	71,504	78,509	305,707	-	-	-	-	-
National Capital Region (NCR)		122,202	28,987	28,231	30,941	33,043	122,202	-	-	-	-	-
Central Office		102,264	23,375	23,402	26,959	28,484	102,264	-	-	-	-	-
PS		36,705	9,130	10,095	7,732	10,748	36,705	-	-	-	-	-
MOOE		65,559	15,249	13,307	19,267	17,736	65,559	-	-	-	-	-
Biodiversity Management Bureau (BMB)		2,233	736	527	523	447	2,233	-	-	-	-	-
PS		606	137	161	126	151	605	-	-	-	-	-
MOOE		1,628	599	366	397	296	1,628	-	-	-	-	-
Ecosystems Research and Development Bureau (ERDB)		2,878	707	795	544	632	2,878	-	-	-	-	-
PS		1,050	220	303	219	306	1,050	-	-	-	-	-
MOOE		1,828	487	492	325	324	1,828	-	-	-	-	-
Forest Management Bureau (FMB)		3,858	1,541	1,095	862	770	3,858	-	-	-	-	-
PS		1,271	282	345	265	375	1,271	-	-	-	-	-
MOOE		2,587	1,259	750	597	391	2,587	-	-	-	-	-
Land Management Bureau (LMB)		4,546	788	1,365	878	1,515	4,546	-	-	-	-	-
PS		1,594	355	432	335	472	1,594	-	-	-	-	-
MOOE		2,952	433	933	543	1,043	2,952	-	-	-	-	-
NCR - Proper		6,613	2,836	1,447	1,135	1,195	6,613	-	-	-	-	-
PS		2,579	537	742	538	752	2,579	-	-	-	-	-
MOOE		4,034	2,299	705	597	433	4,034	-	-	-	-	-
Region I - Ilocos		12,100	2,953	3,477	2,652	3,016	12,100	-	-	-	-	-
PS		8,802	1,837	2,522	1,937	2,808	8,802	-	-	-	-	-
MOOE		3,298	1,116	955	815	412	3,298	-	-	-	-	-
Regional Office I - Proper		8,842	2,274	2,543	1,973	2,052	8,842	-	-	-	-	-
PS		5,544	1,158	1,588	1,158	1,640	5,544	-	-	-	-	-
MOOE		3,298	1,116	955	815	412	3,298	-	-	-	-	-
PENRO Ilocos Norte		831	173	239	173	246	831	-	-	-	-	-
PS		831	173	239	173	246	831	-	-	-	-	-
PENRO Ilocos Sur		792	165	227	165	236	792	-	-	-	-	-
PS		792	165	227	165	236	792	-	-	-	-	-
PENRO La Union		833	174	238	174	247	833	-	-	-	-	-
PS		833	174	238	174	247	833	-	-	-	-	-
PENRO Pangasinan		802	167	230	167	238	802	-	-	-	-	-
PS		802	167	230	167	238	802	-	-	-	-	-
Cordillera Administrative Region (CAR)		13,580	2,975	3,892	3,347	3,365	13,580	-	-	-	-	-
PS		9,753	2,179	2,853	2,047	2,864	9,753	-	-	-	-	-
MOOE		3,827	796	1,229	1,300	502	3,827	-	-	-	-	-
Regional Office CAR - Proper		9,628	2,084	2,817	2,518	2,207	9,628	-	-	-	-	-
PS		5,799	1,288	1,588	1,218	1,705	5,799	-	-	-	-	-
MOOE		3,827	796	1,229	1,300	502	3,827	-	-	-	-	-
PENRO Abra		520	117	142	109	152	520	-	-	-	-	-
PS		520	117	142	109	152	520	-	-	-	-	-

FY 2021 FINANCIAL PLAN
(In Thousand Pesos)

Department : Department of Environment and Natural Resources (DENR)
 Agency : Office of the Secretary
 Operating Unit : ALL
 Organization Code (UACS) : ALL
 Report Status : ALL

Particulars	UACS CODE	Budget Year Obligation Program										
		Total	COMPREHENSIVE RELEASE					FOR LATER RELEASE(Negative Lbt)				
			Q1	Q2	Q3	Q4	Sub Total	Q1	Q2	Q3	Q4	Sub Total
1	2	6=11+16	7	8	9	10	11=7+8+9+10	12	13	14	15	16=12+13+14+15
PENRO Apayao		797	180	215	188	234	797	-	-	-	-	-
PS		797	180	215	188	234	797	-	-	-	-	-
PENRO Benguet		797	179	218	186	236	797	-	-	-	-	-
PS		797	179	218	186	236	797	-	-	-	-	-
PENRO Ifugao		792	179	214	186	233	792	-	-	-	-	-
PS		792	179	214	186	233	792	-	-	-	-	-
PENRO Kalingsa		524	118	143	110	153	524	-	-	-	-	-
PS		524	118	143	110	153	524	-	-	-	-	-
PENRO Mt. Province		524	118	143	111	152	524	-	-	-	-	-
PS		524	118	143	111	152	524	-	-	-	-	-
Region I - Cagayan Valley		13,840	3,236	3,790	3,143	3,668	13,840	-	-	-	-	-
PS		10,296	2,297	2,815	2,160	3,034	10,296	-	-	-	-	-
MOOE		3,544	941	975	993	635	3,544	-	-	-	-	-
Regional Office II - Proper		10,054	2,388	2,758	2,367	2,559	10,054	-	-	-	-	-
PS		6,510	1,445	1,781	1,364	1,920	6,510	-	-	-	-	-
MOOE		3,544	941	975	993	635	3,544	-	-	-	-	-
PENRO Balabac		820	184	223	171	242	820	-	-	-	-	-
PS		820	184	223	171	242	820	-	-	-	-	-
PENRO Cagayan		797	179	217	166	235	797	-	-	-	-	-
PS		797	179	217	166	235	797	-	-	-	-	-
PENRO Isabela		524	118	144	110	152	524	-	-	-	-	-
PS		524	118	144	110	152	524	-	-	-	-	-
PENRO Nueva Vizcaya		824	186	225	170	243	824	-	-	-	-	-
PS		824	186	225	170	243	824	-	-	-	-	-
PENRO Quirino		821	185	225	169	242	821	-	-	-	-	-
PS		821	185	225	169	242	821	-	-	-	-	-
Region III - Central Luzon		11,549	2,381	3,337	2,536	2,785	11,549	-	-	-	-	-
PS		7,425	1,889	2,018	1,585	2,154	7,425	-	-	-	-	-
MOOE		4,123	1,222	1,319	951	631	4,123	-	-	-	-	-
Regional Office III - Proper		7,743	2,040	2,296	1,718	1,891	7,743	-	-	-	-	-
PS		3,623	818	977	768	1,060	3,623	-	-	-	-	-
MOOE		4,123	1,222	1,319	951	631	4,123	-	-	-	-	-
PENRO Aurora		557	124	153	118	161	557	-	-	-	-	-
PS		557	124	153	118	161	557	-	-	-	-	-
PENRO Bataan		520	116	142	111	151	520	-	-	-	-	-
PS		520	116	142	111	151	520	-	-	-	-	-
PENRO Nueva Ecija		797	180	215	166	233	797	-	-	-	-	-
PS		797	180	215	166	233	797	-	-	-	-	-
PENRO Tarlac		1,929	431	531	418	549	1,929	-	-	-	-	-
PS		1,929	431	531	418	549	1,929	-	-	-	-	-
Region IVA - CALABARZON		13,418	3,812	3,413	2,888	3,327	13,418	-	-	-	-	-
PS		9,962	2,879	2,853	2,088	2,544	9,962	-	-	-	-	-
MOOE		3,456	1,733	560	780	383	3,456	-	-	-	-	-
Regional Office IVA - Proper		8,723	3,043	2,354	2,090	2,235	8,723	-	-	-	-	-
PS		6,267	1,310	1,754	1,310	1,853	6,267	-	-	-	-	-
MOOE		3,456	1,733	560	780	383	3,456	-	-	-	-	-
PENRO Batangas		797	168	227	166	234	797	-	-	-	-	-
PS		797	168	227	166	234	797	-	-	-	-	-
PENRO Cavite		790	163	228	166	233	790	-	-	-	-	-
PS		790	163	228	166	233	790	-	-	-	-	-
PENRO Laguna		792	168	228	166	234	792	-	-	-	-	-
PS		792	168	228	166	234	792	-	-	-	-	-
PENRO Quezon		792	164	227	166	235	792	-	-	-	-	-
PS		792	164	227	166	235	792	-	-	-	-	-
PENRO Rizal		524	109	151	111	154	524	-	-	-	-	-
PS		524	108	151	111	154	524	-	-	-	-	-
Region IVB - MIMAROPA		11,274	2,145	4,442	1,955	2,732	11,274	-	-	-	-	-
PS		7,758	1,832	2,198	1,619	2,309	7,758	-	-	-	-	-
MOOE		3,516	513	2,244	336	423	3,516	-	-	-	-	-
Regional Office IV B - Proper		8,668	1,585	3,717	1,408	1,885	8,668	-	-	-	-	-
PS		5,150	1,072	1,473	1,072	1,533	5,150	-	-	-	-	-
MOOE		3,516	513	2,244	336	423	3,516	-	-	-	-	-
PENRO Marinduque		520	113	141	106	157	520	-	-	-	-	-
PS		520	113	141	106	157	520	-	-	-	-	-
PENRO Occidental Mindoro		520	107	149	111	153	520	-	-	-	-	-
PS		520	107	149	111	153	520	-	-	-	-	-
PENRO Oriental Mindoro		520	107	140	106	158	520	-	-	-	-	-

FY 2021 FINANCIAL PLAN
(In Thousand Pesos)

Department : Department of Environment and Natural Resources (DENR)
 Agency : Office of the Secretary
 Operating Unit : ALL
 Organization Code (UACS) : ALL
 Report Status : ALL

Particulars	UACS CODE	Budget Year Obligation Program										
		Total	COMPREHENSIVE RELEASE					FOR LATER RELEASE(Negative List)				
			Q1	Q2	Q3	Q4	Sub Total	Q1	Q2	Q3	Q4	Sub Total
1	2	6=11+16	7	8	9	10	11=7+8+9+10	12	13	14	15	16=12+13+14+15
PS		520	107	148	109	156	520	-	-	-	-	-
PENRO Palawan		524	117	142	109	167	524	-	-	-	-	-
PS		524	117	142	108	157	524	-	-	-	-	-
PENRO Romblon		524	116	145	110	153	524	-	-	-	-	-
PS		524	116	145	110	153	524	-	-	-	-	-
Region V - Bicol		13,393	2,216	4,350	3,358	3,471	13,393	-	-	-	-	-
PS		9,632	2,027	2,789	2,004	2,832	9,632	-	-	-	-	-
MOOE		3,761	189	1,581	1,352	639	3,761	-	-	-	-	-
Regional Office V - Proper		9,132	1,313	3,121	2,475	2,223	9,132	-	-	-	-	-
PS		5,371	1,124	1,540	1,123	1,584	5,371	-	-	-	-	-
MOOE		3,761	189	1,581	1,352	639	3,761	-	-	-	-	-
PENRO Albay		798	168	230	164	234	798	-	-	-	-	-
PS		798	168	230	164	234	798	-	-	-	-	-
PENRO Camarines Norte		797	168	230	165	234	797	-	-	-	-	-
PS		797	168	230	165	234	797	-	-	-	-	-
PENRO Camarines Sur		798	168	230	164	234	798	-	-	-	-	-
PS		798	168	230	164	234	798	-	-	-	-	-
PENRO Catanduanes		524	113	150	109	152	524	-	-	-	-	-
PS		524	113	150	109	152	524	-	-	-	-	-
PENRO Masbate		824	173	239	170	242	824	-	-	-	-	-
PS		824	173	239	170	242	824	-	-	-	-	-
PENRO Sorsogon		524	113	150	109	152	524	-	-	-	-	-
PS		524	113	150	109	152	524	-	-	-	-	-
Region VI - Western Visayas		11,505	2,624	3,089	2,880	2,912	11,505	-	-	-	-	-
PS		7,823	1,760	2,131	1,837	2,285	7,823	-	-	-	-	-
MOOE		3,682	864	958	1,243	617	3,682	-	-	-	-	-
Regional Office VI - Proper		8,369	1,912	2,233	2,222	2,002	8,369	-	-	-	-	-
PS		4,687	1,048	1,275	878	1,385	4,687	-	-	-	-	-
MOOE		3,682	864	958	1,243	617	3,682	-	-	-	-	-
PENRO Aklan		524	119	143	110	152	524	-	-	-	-	-
PS		524	119	143	110	152	524	-	-	-	-	-
PENRO Antique		520	118	142	109	151	520	-	-	-	-	-
PS		520	118	142	109	151	520	-	-	-	-	-
PENRO Capiz		524	119	143	110	152	524	-	-	-	-	-
PS		524	119	143	110	152	524	-	-	-	-	-
PENRO Guimaras		520	118	142	109	151	520	-	-	-	-	-
PS		520	118	142	109	151	520	-	-	-	-	-
PENRO Iloilo		524	119	143	110	152	524	-	-	-	-	-
PS		524	119	143	110	152	524	-	-	-	-	-
PENRO Negros Occidental		524	119	143	110	152	524	-	-	-	-	-
PS		524	119	143	110	152	524	-	-	-	-	-
Region VII - Central Visayas		12,422	3,126	4,557	2,026	2,713	12,422	-	-	-	-	-
PS		9,013	1,762	2,441	1,780	2,510	9,013	-	-	-	-	-
MOOE		3,909	1,344	2,116	248	203	3,909	-	-	-	-	-
Regional Office VII - Proper		8,880	2,366	3,540	1,289	1,865	8,880	-	-	-	-	-
PS		4,971	1,042	1,424	1,043	1,462	4,971	-	-	-	-	-
MOOE		3,909	1,344	2,116	248	203	3,909	-	-	-	-	-
PENRO Bohol		821	172	235	171	243	821	-	-	-	-	-
PS		821	172	235	171	243	821	-	-	-	-	-
PENRO Cebu		1,051	218	302	218	313	1,051	-	-	-	-	-
PS		1,051	218	302	218	313	1,051	-	-	-	-	-
PENRO Negros Oriental		1,148	239	329	239	340	1,148	-	-	-	-	-
PS		1,148	239	329	239	340	1,148	-	-	-	-	-
PENRO Siqujan		524	111	151	110	152	524	-	-	-	-	-
PS		524	111	151	110	152	524	-	-	-	-	-
Region VIII - Eastern Visayas		14,414	3,364	4,044	3,527	3,479	14,414	-	-	-	-	-
PS		10,266	2,263	2,792	2,154	3,027	10,266	-	-	-	-	-
MOOE		4,148	1,071	1,252	1,373	452	4,148	-	-	-	-	-
Regional Office VIII - Proper		9,293	2,216	2,659	2,450	1,968	9,293	-	-	-	-	-
PS		5,145	1,145	1,407	1,077	1,510	5,145	-	-	-	-	-
MOOE		4,148	1,071	1,252	1,373	452	4,148	-	-	-	-	-
PENRO Biliran		798	171	217	171	237	798	-	-	-	-	-
PS		798	171	217	171	237	798	-	-	-	-	-
PENRO Eastern Samar		792	179	214	166	233	792	-	-	-	-	-
PS		792	179	214	166	233	792	-	-	-	-	-
PENRO Leyte		792	179	214	166	233	792	-	-	-	-	-
PS		792	179	214	166	233	792	-	-	-	-	-

FY 2021 FINANCIAL PLAN
(In Thousand Pesos)

Department : Department of Environment and Natural Resources (DENR)
 Agency : Office of the Secretary
 Operating Unit : ALL
 Organization Code (UACS) : ALL
 Report Status : ALL

Particulars	UACS CODE	Budget Year Obligation Program										
		Total	COMPREHENSIVE RELEASE					FOR LATER RELEASE(Negative LieI)				
			Q1	Q2	Q3	Q4	Sub Total	Q1	Q2	Q3	Q4	Sub Total
1	2	6=11+16	7	8	9	10	11=7+8+9+10	12	13	14	15	16=12+13+14+15
PENRO Northern Samar		790	179	213	185	233	790	-	-	-	-	-
PS		790	179	213	185	233	790	-	-	-	-	-
PENRO Southern Leyte		1,125	253	304	235	333	1,125	-	-	-	-	-
PS		1,125	253	304	235	333	1,125	-	-	-	-	-
PENRO Western Samar		826	187	223	174	242	828	-	-	-	-	-
PS		826	187	223	174	242	828	-	-	-	-	-
Region IX - Zamboanga Peninsula		11,746	2,864	3,188	2,680	3,013	11,746	-	-	-	-	-
PS		8,445	1,887	2,307	1,763	2,488	8,445	-	-	-	-	-
MOOE		3,301	977	882	917	525	3,301	-	-	-	-	-
Regional Office IX - Proper		9,879	2,440	2,691	2,294	2,464	9,679	-	-	-	-	-
PS		6,578	1,483	1,798	1,377	1,939	6,578	-	-	-	-	-
MOOE		3,301	977	882	917	525	3,301	-	-	-	-	-
PENRO Zamboanga del Norte		273	84	72	66	81	273	-	-	-	-	-
PS		273	84	72	66	81	273	-	-	-	-	-
PENRO Zamboanga del Sur		797	180	218	165	234	797	-	-	-	-	-
PS		797	180	218	165	234	797	-	-	-	-	-
PENRO Zamboanga Sibugay		797	180	218	165	234	797	-	-	-	-	-
PS		797	180	218	165	234	797	-	-	-	-	-
Region X - Northern Mindanao		14,092	3,835	3,554	2,861	3,722	14,092	-	-	-	-	-
PS		10,012	2,884	2,674	2,065	2,859	10,012	-	-	-	-	-
MOOE		4,080	1,741	680	896	763	4,080	-	-	-	-	-
Regional Office X - Proper		10,107	2,969	2,408	2,162	2,540	10,107	-	-	-	-	-
PS		6,027	1,258	1,728	1,256	1,785	6,027	-	-	-	-	-
MOOE		4,080	1,741	680	896	763	4,080	-	-	-	-	-
PENRO Bukidnon		797	167	229	168	235	797	-	-	-	-	-
PS		797	167	229	168	235	797	-	-	-	-	-
PENRO Camiguin		797	167	229	168	235	797	-	-	-	-	-
PS		797	167	229	168	235	797	-	-	-	-	-
PENRO Lanao del Norte		797	167	229	168	235	797	-	-	-	-	-
PS		797	167	229	168	235	797	-	-	-	-	-
PENRO Misamis Occidental		797	168	230	165	234	797	-	-	-	-	-
PS		797	168	230	165	234	797	-	-	-	-	-
PENRO Misamis Oriental		797	167	229	168	235	797	-	-	-	-	-
PS		797	167	229	168	235	797	-	-	-	-	-
Region XI - Davao		9,443	2,459	2,942	1,774	2,268	9,443	-	-	-	-	-
PS		6,028	1,225	1,748	1,364	1,691	6,028	-	-	-	-	-
MOOE		3,415	1,234	1,194	410	577	3,415	-	-	-	-	-
Regional Office XI - Proper		7,876	2,231	2,406	1,340	1,890	7,876	-	-	-	-	-
PS		4,460	897	1,212	930	1,321	4,460	-	-	-	-	-
MOOE		3,415	1,234	1,194	410	577	3,415	-	-	-	-	-
PENRO Compostela Valley		524	112	150	109	153	524	-	-	-	-	-
PS		524	112	150	109	153	524	-	-	-	-	-
PENRO Davao del Norte		520	6	235	214	65	520	-	-	-	-	-
PS		520	6	235	214	65	520	-	-	-	-	-
PENRO Davao Oriental		524	110	161	111	152	524	-	-	-	-	-
PS		524	110	161	111	152	524	-	-	-	-	-
Region XII - SOCCSKSARGEN		3,554	1,020	2,046	2,040	1,448	3,554	-	-	-	-	-
PS		2,154	460	616	450	628	2,154	-	-	-	-	-
MOOE		4,400	560	1,430	1,590	820	4,400	-	-	-	-	-
Regional Office XII - Proper		4,723	831	1,522	1,656	915	4,723	-	-	-	-	-
PS		323	71	82	65	95	323	-	-	-	-	-
MOOE		4,400	560	1,430	1,590	820	4,400	-	-	-	-	-
PENRO North Cotabato		273	58	78	56	81	273	-	-	-	-	-
PS		273	58	78	56	81	273	-	-	-	-	-
PENRO Sultan Kudarat		1,558	331	446	328	452	1,558	-	-	-	-	-
PS		1,558	331	446	328	452	1,558	-	-	-	-	-
Region XIII - CARAGA		14,175	4,158	3,674	2,800	3,543	14,175	-	-	-	-	-
PS		10,372	2,308	2,823	2,163	3,078	10,372	-	-	-	-	-
MOOE		3,803	1,850	361	637	465	3,803	-	-	-	-	-
Regional Office XIII - Proper		9,818	3,138	2,441	1,853	2,186	9,618	-	-	-	-	-
PS		5,815	1,288	1,580	1,216	1,721	5,815	-	-	-	-	-
MOOE		3,903	1,850	861	637	465	3,803	-	-	-	-	-
PENRO Agusan del Norte		821	183	223	171	244	821	-	-	-	-	-
PS		821	183	223	171	244	821	-	-	-	-	-
PENRO Agusan del Sur		1,074	241	290	222	321	1,074	-	-	-	-	-
PS		1,074	241	290	222	321	1,074	-	-	-	-	-
PENRO Dinagat Islands		797	178	216	168	237	797	-	-	-	-	-

FY 2021 FINANCIAL PLAN
(In Thousand Pesos)

Department : Department of Environment and Natural Resources (DENR)
 Agency : Office of the Secretary
 Operating Unit : ALL
 Organization Code (UACS) : ALL
 Report Status : ALL

Particulars	UACS CODE	Budget Year Obligation Program											
		Total	COMPREHENSIVE RELEASE					FOR LATER RELEASE(Negative List)					
			Q1	Q2	Q3	Q4	Sub Total	Q1	Q2	Q3	Q4	Sub Total	
1	2	6=11+16	7	8	9	10	11=7+8+9+10	12	13	14	15	16=12+13+14+15	
PS		797	178	216	156	237	797	-	-	-	-	-	-
PENRO Surigao del Norte		1,086	240	268	222	318	1,086	-	-	-	-	-	-
PS		1,086	240	268	222	318	1,060	-	-	-	-	-	-
PENRO Surigao del Sur		797	178	216	156	237	797	-	-	-	-	-	-
PS		797	178	216	156	237	797	-	-	-	-	-	-
Administration of Personnel Benefits	100000100003000	181,357	39,470	46,713	35,626	48,538	181,357	-	-	-	-	-	-
National Capital Region (NCR)		30,420	3,595	13,573	3,455	9,797	30,420	-	-	-	-	-	-
Central Office		12,588	732	7,219	2,545	2,092	12,588	-	-	-	-	-	-
PS		12,588	732	7,219	2,545	2,092	12,588	-	-	-	-	-	-
Biodiversity Management Bureau (BMB)		3,000	431	2,461	-	88	3,000	-	-	-	-	-	-
PS		3,000	431	2,461	-	88	3,000	-	-	-	-	-	-
Ecosystems Research and Development Bureau (ERDB)		11,487	1,963	3,092	777	5,665	11,487	-	-	-	-	-	-
PS		11,487	1,963	3,092	777	5,665	11,487	-	-	-	-	-	-
Forest Management Bureau (FMB)		1,490	325	365	-	780	1,490	-	-	-	-	-	-
PS		1,490	325	365	-	780	1,490	-	-	-	-	-	-
Land Management Bureau (LMB)		1,265	-	93	-	1,172	1,265	-	-	-	-	-	-
PS		1,265	-	93	-	1,172	1,265	-	-	-	-	-	-
NCR - Proper		580	144	303	133	-	580	-	-	-	-	-	-
PS		580	144	303	133	-	580	-	-	-	-	-	-
Region I - Iloilo		6,177	-	2,105	2,481	1,591	6,177	-	-	-	-	-	-
PS		6,177	-	2,105	2,481	1,591	6,177	-	-	-	-	-	-
Regional Office I - Proper		6,177	-	2,105	2,481	1,591	6,177	-	-	-	-	-	-
PS		6,177	-	2,105	2,481	1,591	6,177	-	-	-	-	-	-
Cordillera Administrative Region (CAR)		7,097	2,533	101	1,034	3,429	7,097	-	-	-	-	-	-
PS		7,097	2,533	101	1,034	3,429	7,097	-	-	-	-	-	-
Regional Office CAR - Proper		7,097	2,533	101	1,034	3,429	7,097	-	-	-	-	-	-
PS		7,097	2,533	101	1,034	3,429	7,097	-	-	-	-	-	-
Region II - Cagayan Valley		14,242	1,173	6,916	2,068	4,085	14,242	-	-	-	-	-	-
PS		14,242	1,173	6,916	2,068	4,085	14,242	-	-	-	-	-	-
Regional Office II - Proper		14,242	1,173	6,916	2,068	4,085	14,242	-	-	-	-	-	-
PS		14,242	1,173	6,916	2,068	4,085	14,242	-	-	-	-	-	-
Region III - Central Luzon		8,719	2,265	2,007	2,617	1,830	8,719	-	-	-	-	-	-
PS		8,719	2,265	2,007	2,617	1,830	8,719	-	-	-	-	-	-
Regional Office III - Proper		8,719	2,265	2,007	2,617	1,830	8,719	-	-	-	-	-	-
PS		8,719	2,265	2,007	2,617	1,830	8,719	-	-	-	-	-	-
Region IVA - CALABARZON		11,022	2,015	2,553	1,143	5,311	11,022	-	-	-	-	-	-
PS		11,022	2,015	2,553	1,143	5,311	11,022	-	-	-	-	-	-
Regional Office IVA - Proper		11,022	2,015	2,553	1,143	5,311	11,022	-	-	-	-	-	-
PS		11,022	2,015	2,553	1,143	5,311	11,022	-	-	-	-	-	-
Region IVB - MIMAROPA		7,855	-	2,069	1,153	4,433	7,855	-	-	-	-	-	-
PS		7,855	-	2,069	1,153	4,433	7,855	-	-	-	-	-	-
Regional Office IV-B - Proper		7,855	-	2,069	1,153	4,433	7,855	-	-	-	-	-	-
PS		7,855	-	2,069	1,153	4,433	7,855	-	-	-	-	-	-
Region V - Bicol		3,115	-	-	3,115	-	3,115	-	-	-	-	-	-
PS		3,115	-	-	3,115	-	3,115	-	-	-	-	-	-
Regional Office V - Proper		3,115	-	-	3,115	-	3,115	-	-	-	-	-	-
PS		3,115	-	-	3,115	-	3,115	-	-	-	-	-	-
Region VI - Western Visayas		2,491	684	463	650	694	2,491	-	-	-	-	-	-
PS		2,491	684	463	650	694	2,491	-	-	-	-	-	-
Regional Office VI - Proper		2,491	684	463	650	694	2,491	-	-	-	-	-	-
PS		2,491	684	463	650	694	2,491	-	-	-	-	-	-
Region VII - Central Visayas		2,882	164	994	707	1,017	2,882	-	-	-	-	-	-
PS		2,882	164	994	707	1,017	2,882	-	-	-	-	-	-
Regional Office VII - Proper		2,882	164	994	707	1,017	2,882	-	-	-	-	-	-
PS		2,882	164	994	707	1,017	2,882	-	-	-	-	-	-
Region VIII - Eastern Visayas		20,140	1,178	5,640	8,079	5,243	20,140	-	-	-	-	-	-
PS		20,140	1,178	5,640	8,079	5,243	20,140	-	-	-	-	-	-
Regional Office VIII - Proper		20,140	1,178	5,640	8,079	5,243	20,140	-	-	-	-	-	-
PS		20,140	1,178	5,640	8,079	5,243	20,140	-	-	-	-	-	-
Region IX - Zamboanga Peninsula		12,213	6,043	2,054	3,042	1,074	12,213	-	-	-	-	-	-
PS		12,213	6,043	2,054	3,042	1,074	12,213	-	-	-	-	-	-
Regional Office IX - Proper		12,213	6,043	2,054	3,042	1,074	12,213	-	-	-	-	-	-
PS		12,213	6,043	2,054	3,042	1,074	12,213	-	-	-	-	-	-
Region X - Northern Mindanao		2,751	-	47	1,453	1,251	2,751	-	-	-	-	-	-
PS		2,751	-	47	1,453	1,251	2,751	-	-	-	-	-	-
Regional Office X - Proper		2,751	-	47	1,453	1,251	2,751	-	-	-	-	-	-
PS		2,751	-	47	1,453	1,251	2,751	-	-	-	-	-	-

FY 2021 FINANCIAL PLAN
(In Thousand Pesos)

Department : Department of Environment and Natural Resources (DENR)
 Agency : Office of the Secretary
 Operating Unit : ALL
 Organization Code (UACS) : ALL
 Report Status : ALL

Particulars	UACS CODE	Budget Year Obligation Program											
		Total	COMPREHENSIVE RELEASE					FOR LATER RELEASE(Negative List)					
			Q1	Q2	Q3	Q4	Sub Total	Q1	Q2	Q3	Q4	Sub Total	
1	2	6=11+16	7	8	9	10	11=7+8+9+10	12	13	14	15	16=12+13+14+15	
Region XI - Davao		11,403	4,164	2,106	1,702	3,431	1,403	-	-	-	-	-	-
PS		11,403	4,164	2,106	1,702	3,431	1,403	-	-	-	-	-	-
Regional Office XI - Proper		11,403	4,164	2,106	1,702	3,431	1,403	-	-	-	-	-	-
PS		11,403	4,164	2,106	1,702	3,431	1,403	-	-	-	-	-	-
Region XII - SOCCSKSARGEN		9,708	2,427	2,427	2,427	2,427	9,708	-	-	-	-	-	-
PS		9,708	2,427	2,427	2,427	2,427	9,708	-	-	-	-	-	-
Regional Office XII - Proper		9,708	2,427	2,427	2,427	2,427	9,708	-	-	-	-	-	-
PS		9,708	2,427	2,427	2,427	2,427	9,708	-	-	-	-	-	-
Region XIII - CARAGA		11,322	4,229	3,858	510	2,925	1,322	-	-	-	-	-	-
PS		11,322	4,229	3,858	510	2,925	1,322	-	-	-	-	-	-
Regional Office XIII - Proper		11,322	4,229	3,858	510	2,925	1,322	-	-	-	-	-	-
PS		11,322	4,229	3,858	510	2,925	1,322	-	-	-	-	-	-
Total, General Administration and Support	10030030000000	3,010,119	719,625	801,595	676,046	812,853	3,010,119	-	-	-	-	-	-
Support to Operations													
Data Management including Systems Development and Maintenance	200300100001000	549,069	128,676	199,477	110,722	110,194	549,069	-	-	-	-	-	-
National Capital Region (NCR)		322,333	44,792	114,959	82,932	79,550	322,333	-	-	-	-	-	-
Central Office		284,158	38,888	105,494	81,727	69,209	284,158	-	-	-	-	-	-
PS		24,535	5,418	6,777	5,190	7,150	24,535	-	-	-	-	-	-
MOOE		147,896	33,250	36,135	39,727	38,784	147,896	-	-	-	-	-	-
CO		91,727	-	62,562	16,810	12,335	91,727	-	-	-	-	-	-
Biodiversity Management Bureau (BMB)		8,034	1,507	3,213	1,451	1,862	8,034	-	-	-	-	-	-
PS		5,784	1,275	1,595	1,219	1,895	5,784	-	-	-	-	-	-
MOOE		800	232	168	232	168	800	-	-	-	-	-	-
CO		1,450	-	1,450	-	-	1,450	-	-	-	-	-	-
Ecosystems Research and Development Bureau (ERDB)		2,250	240	1,090	160	160	2,250	-	-	-	-	-	-
MOOE		800	240	240	180	160	800	-	-	-	-	-	-
CO		1,450	-	1,450	-	-	1,450	-	-	-	-	-	-
Forest Management Bureau (FMB)		6,933	2,963	1,384	1,306	1,680	6,933	-	-	-	-	-	-
PS		4,717	1,034	1,305	993	1,385	4,717	-	-	-	-	-	-
MOOE		766	79	79	313	290	766	-	-	-	-	-	-
CO		1,450	1,450	-	-	-	1,450	-	-	-	-	-	-
Land Management Bureau (LMB)		37,621	1,285	1,631	17,740	15,964	37,621	-	-	-	-	-	-
PS		5,866	1,285	1,631	1,238	1,711	5,866	-	-	-	-	-	-
MOOE		305	-	-	52	253	305	-	-	-	-	-	-
CO		31,450	-	-	16,450	15,000	31,450	-	-	-	-	-	-
NCR - Proper		3,337	528	1,547	548	714	3,337	-	-	-	-	-	-
PS		1,867	391	535	391	550	1,867	-	-	-	-	-	-
MOOE		600	137	142	157	164	600	-	-	-	-	-	-
CO		870	-	870	-	-	870	-	-	-	-	-	-
Region I - Ilocos		13,829	7,786	2,079	1,891	2,093	13,829	-	-	-	-	-	-
PS		5,714	1,202	1,634	1,202	1,675	5,714	-	-	-	-	-	-
MOOE		1,880	329	445	489	417	1,880	-	-	-	-	-	-
CO		6,235	6,235	-	-	-	6,235	-	-	-	-	-	-
Regional Office I - Proper		5,204	1,756	1,210	1,037	1,201	5,204	-	-	-	-	-	-
PS		3,437	721	984	721	1,011	3,437	-	-	-	-	-	-
MOOE		897	165	226	316	190	897	-	-	-	-	-	-
CO		870	670	-	-	-	870	-	-	-	-	-	-
PENRO Ilocos Norte		2,227	1,611	228	165	223	2,227	-	-	-	-	-	-
PS		568	120	162	120	165	568	-	-	-	-	-	-
MOOE		209	41	60	45	57	209	-	-	-	-	-	-
CO		1,450	1,450	-	-	-	1,450	-	-	-	-	-	-
PENRO Ilocos Sur		2,224	1,610	218	183	233	2,224	-	-	-	-	-	-
PS		568	120	162	120	165	568	-	-	-	-	-	-
MOOE		206	40	56	43	67	206	-	-	-	-	-	-
CO		1,450	1,450	-	-	-	1,450	-	-	-	-	-	-
PENRO La Union		1,259	723	163	146	197	1,259	-	-	-	-	-	-
PS		573	121	164	121	167	573	-	-	-	-	-	-
MOOE		106	22	29	25	30	106	-	-	-	-	-	-
CO		580	580	-	-	-	580	-	-	-	-	-	-
PENRO Pangasinan		2,715	2,068	230	180	239	2,715	-	-	-	-	-	-
PS		568	120	162	120	166	568	-	-	-	-	-	-
MOOE		262	51	58	60	73	262	-	-	-	-	-	-
CO		1,885	1,885	-	-	-	1,885	-	-	-	-	-	-
Cordillera Administrative Region (CAR)		18,493	2,024	11,955	1,945	2,589	18,493	-	-	-	-	-	-
PS		6,853	1,529	1,880	1,438	2,006	6,853	-	-	-	-	-	-
MOOE		2,070	495	505	507	563	2,070	-	-	-	-	-	-

FY 2021 FINANCIAL PLAN
(In Thousand Pesos)

Department : Department of Environment and Natural Resources (DENR)
 Agency : Office of the Secretary
 Operating Unit : ALL
 Organization Code (UACS) : ALL
 Report Status : ALL

Particulars	UACS CODE	Budget Year Obligation Program											
		Total	COMPREHENSIVE RELEASE					FOR LATER RELEASE(Negative List)					
			Q1	Q2	Q3	Q4	Sub Total	Q1	Q2	Q3	Q4	Sub Total	
1	2	6=11+18	7	8	9	10	11=7+8+9+10	12	13	14	15	16=12+13+14+15	
CO		8,570	-	9,570	-	-	-	9,570	-	-	-	-	-
Regional Office CAR - Proper		4,575	813	1,888	778	1,120	4,575	-	-	-	-	-	-
PS		3,445	764	946	725	1,010	3,445	-	-	-	-	-	-
MOCE		280	49	50	51	110	280	-	-	-	-	-	-
CO		870	-	870	-	-	870	-	-	-	-	-	-
PENRO Abra		2,378	216	1,595	212	255	2,378	-	-	-	-	-	-
PS		568	127	155	121	165	568	-	-	-	-	-	-
MOCE		380	89	90	81	90	380	-	-	-	-	-	-
CO		1,450	-	1,450	-	-	1,450	-	-	-	-	-	-
PENRO Apayao		2,288	192	1,575	188	233	2,288	-	-	-	-	-	-
PS		568	127	155	118	167	568	-	-	-	-	-	-
MOCE		270	65	89	70	68	270	-	-	-	-	-	-
CO		1,450	-	1,450	-	-	1,450	-	-	-	-	-	-
PENRO Benguet		2,258	187	1,588	179	228	2,258	-	-	-	-	-	-
PS		568	127	155	120	165	568	-	-	-	-	-	-
MOCE		240	60	89	59	61	240	-	-	-	-	-	-
CO		1,450	-	1,450	-	-	1,450	-	-	-	-	-	-
PENRO Ifugao		2,348	211	1,589	201	247	2,348	-	-	-	-	-	-
PS		568	129	155	118	165	568	-	-	-	-	-	-
MOCE		330	82	83	83	82	330	-	-	-	-	-	-
CO		1,450	-	1,450	-	-	1,450	-	-	-	-	-	-
PENRO Kalinga		2,308	200	1,579	182	237	2,308	-	-	-	-	-	-
PS		568	128	156	119	165	568	-	-	-	-	-	-
MOCE		290	72	73	73	72	290	-	-	-	-	-	-
CO		1,450	-	1,450	-	-	1,450	-	-	-	-	-	-
PENRO Mt. Province		2,338	205	1,565	197	251	2,338	-	-	-	-	-	-
PS		568	127	155	117	168	568	-	-	-	-	-	-
MOCE		320	78	80	80	82	320	-	-	-	-	-	-
CO		1,450	-	1,450	-	-	1,450	-	-	-	-	-	-
Region II - Cagayan Valley		18,201	11,392	2,441	1,928	2,440	18,201	-	-	-	-	-	-
PS		8,566	1,469	1,801	1,372	1,924	8,566	-	-	-	-	-	-
MOCE		2,210	498	540	556	516	2,210	-	-	-	-	-	-
CO		9,425	9,425	-	-	-	9,425	-	-	-	-	-	-
Regional Office II - Proper		5,238	1,844	1,174	974	1,244	5,238	-	-	-	-	-	-
PS		3,731	828	1,021	782	1,098	3,731	-	-	-	-	-	-
MOCE		635	145	153	182	145	635	-	-	-	-	-	-
CO		870	870	-	-	-	870	-	-	-	-	-	-
PENRO Batanes		1,223	723	183	132	185	1,223	-	-	-	-	-	-
PS		588	128	158	118	185	588	-	-	-	-	-	-
MOCE		75	14	27	14	20	75	-	-	-	-	-	-
CO		580	580	-	-	-	580	-	-	-	-	-	-
PENRO Cagayan		3,338	2,552	293	222	271	3,338	-	-	-	-	-	-
PS		588	128	157	118	185	588	-	-	-	-	-	-
MOCE		450	104	135	104	105	450	-	-	-	-	-	-
CO		2,320	2,320	-	-	-	2,320	-	-	-	-	-	-
PENRO Isabela		3,848	2,994	321	243	290	3,848	-	-	-	-	-	-
PS		588	127	153	119	188	588	-	-	-	-	-	-
MOCE		525	112	165	124	124	525	-	-	-	-	-	-
CO		2,755	2,755	-	-	-	2,755	-	-	-	-	-	-
PENRO Nueva Vizcaya		2,318	1,649	248	188	235	2,318	-	-	-	-	-	-
PS		588	128	158	118	185	588	-	-	-	-	-	-
MOCE		300	70	90	70	70	300	-	-	-	-	-	-
CO		1,450	1,450	-	-	-	1,450	-	-	-	-	-	-
PENRO Quirino		2,238	1,630	224	189	218	2,238	-	-	-	-	-	-
PS		583	127	155	117	164	583	-	-	-	-	-	-
MOCE		225	53	69	52	51	225	-	-	-	-	-	-
CO		1,450	1,450	-	-	-	1,450	-	-	-	-	-	-
Region III - Central Luzon		19,719	2,207	12,702	2,131	2,679	19,719	-	-	-	-	-	-
PS		7,058	1,580	1,825	1,503	2,051	7,058	-	-	-	-	-	-
MOCE		2,510	827	827	828	828	2,510	-	-	-	-	-	-
CO		10,150	-	10,150	-	-	10,150	-	-	-	-	-	-
Regional Office III - Proper		4,338	767	1,807	752	892	4,338	-	-	-	-	-	-
PS		3,108	697	847	682	902	3,108	-	-	-	-	-	-
MOCE		360	90	90	90	90	360	-	-	-	-	-	-
CO		870	-	870	-	-	870	-	-	-	-	-	-
PENRO Aurora		2,313	201	1,679	184	238	2,313	-	-	-	-	-	-
PS		563	128	154	118	164	563	-	-	-	-	-	-

FY 2021 FINANCIAL PLAN
(in Thousand Pesos)

Department : Department of Environment and Natural Resources (DENR)
 Agency : Office of the Secretary
 Operating Unit : ALL
 Organization Code (UACS) : ALL
 Report Status : ALL

Particulars	UACS CODE	Budget Year Obligation Program										
		Total	COMPREHENSIVE RELEASE				FOR LATER RELEASE(Negative Lie!)					
			Q1	Q2	Q3	Q4	Sub Total	Q1	Q2	Q3	Q4	Sub Total
1	2	8=11+16	7	8	9	10	11=7+8+9+10	12	13	14	15	16=12+13+14+15
MOOE		300	75	75	75	75	300					
CO		1,450	-	1,450	-	-	1,450					
PENRO Batasan		2,368	214	1,092	210	252	2,368					
PS		668	127	156	122	164	668					
MOOE		350	87	87	88	88	350					
CO		1,450	-	1,450	-	-	1,450					
PENRO Bulacan		2,373	216	1,093	210	254	2,373					
PS		663	126	153	120	164	663					
MOOE		360	90	90	90	90	360					
CO		1,450	-	1,450	-	-	1,450					
PENRO Nueva Ecija		2,213	200	1,078	194	241	2,213					
PS		663	125	153	119	166	663					
MOOE		300	75	75	75	75	300					
CO		1,450	-	1,450	-	-	1,450					
PENRO Pampanga		1,263	156	764	148	184	1,263					
PS		663	126	154	119	164	663					
MOOE		120	30	30	30	30	120					
CO		580	-	580	-	-	580					
PENRO Tarlac		2,378	217	1,095	212	253	2,378					
PS		668	127	156	122	163	668					
MOOE		360	90	90	90	90	360					
CO		1,450	-	1,450	-	-	1,450					
PENRO Zambales		2,373	216	1,093	210	254	2,373					
PS		663	126	153	120	164	663					
MOOE		360	90	90	90	90	360					
CO		1,450	-	1,450	-	-	1,450					
Region IVA - CALABARZON		13,046	3,343	6,426	1,583	1,694	13,046					
PS		4,551	953	1,307	956	1,335	4,551					
MOOE		1,690	505	409	407	359	1,690					
CO		6,815	1,885	4,710	220	-	6,815					
Regional Office IVA - Proper		4,650	1,978	1,070	607	1,085	4,650					
PS		3,420	718	980	717	1,005	3,420					
MOOE		360	90	90	90	90	360					
CO		870	870	-	-	-	870					
PENRO Batangas		1,770	93	1,526	75	76	1,770					
MOOE		320	93	76	75	76	320					
CO		1,450	-	1,450	-	-	1,450					
PENRO Cavite		1,268	154	552	368	190	1,268					
PS		568	118	184	121	165	568					
MOOE		120	36	28	28	28	120					
CO		580	-	360	220	-	580					
PENRO Laguna		1,255	1,096	57	58	46	1,255					
MOOE		240	81	57	56	48	240					
CO		1,015	1,015	-	-	-	1,015					
PENRO Quezon		2,840	150	2,458	131	109	2,840					
MOOE		620	150	133	131	109	620					
CO		2,320	-	2,320	-	-	2,320					
PENRO Rizal		1,283	172	768	145	178	1,283					
PS		663	117	163	118	165	663					
MOOE		120	55	25	27	13	120					
CO		500	-	580	-	-	500					
Region IVB - MIMAROPA		14,527	2,406	5,205	5,148	1,768	14,527					
PS		4,527	968	1,274	948	1,356	4,527					
MOOE		1,880	568	451	428	432	1,880					
CO		8,120	870	3,480	3,770	-	8,120					
Regional Office IVB - Proper		2,922	1,393	546	418	585	2,922					
PS		1,692	355	483	355	499	1,692					
MOOE		360	168	63	63	66	360					
CO		870	870	-	-	-	870					
PENRO Marinduque		1,208	180	758	118	170	1,208					
PS		568	124	155	118	170	568					
MOOE		60	36	24	-	-	60					
CO		580	-	580	-	-	580					
PENRO Occidental Mindoro		2,273	181	1,677	184	231	2,273					
PS		563	117	163	118	165	563					
MOOE		200	84	64	66	66	260					
CO		1,450	-	1,450	-	-	1,450					

FY 2021 FINANCIAL PLAN
(In Thousand Pesos)

Department : Department of Environment and Natural Resources (DENR)
 Agency : Office of the Secretary
 Operating Unit : ALL
 Organization Code (UACS) : ALL
 Report Status : ALL

Particulars	UACS CODE	Budget Year Obligation Program										
		Total	COMPREHENSIVE RELEASE					FOR LATER RELEASE(Negative Lie)				
			Q1	Q2	Q3	Q4	Sub Total	Q1	Q2	Q3	Q4	Sub Total
1	2	6=11+16	7	8	9	10	11=7+8+9+10	12	13	14	15	16=12+13+14+15
PENRO Oriental Mindoro		2,258	178	1,871	180	229	2,258	-	-	-	-	-
PS		568	118	161	120	169	568	-	-	-	-	-
MOOE		240	60	60	60	60	240	-	-	-	-	-
CO		1,450	-	1,450	-	-	1,450	-	-	-	-	-
PENRO Palawan		4,598	337	365	3,518	378	4,598	-	-	-	-	-
PS		568	127	155	118	168	568	-	-	-	-	-
MOOE		840	210	210	210	210	840	-	-	-	-	-
CO		3,190	-	-	3,190	-	3,190	-	-	-	-	-
PENRO Romblon		1,288	157	167	729	195	1,288	-	-	-	-	-
PS		568	127	157	119	165	568	-	-	-	-	-
MOOE		120	30	30	30	30	120	-	-	-	-	-
CO		590	-	-	590	-	590	-	-	-	-	-
Region V - Bicol		15,515	5,940	5,291	1,858	2,428	15,515	-	-	-	-	-
PS		8,855	1,455	1,866	1,431	2,003	8,855	-	-	-	-	-
MUOH		1,700	425	425	425	425	1,700	-	-	-	-	-
CO		6,960	4,060	2,900	-	-	6,960	-	-	-	-	-
Regional Office V - Proper		4,617	1,868	1,863	798	1,088	4,617	-	-	-	-	-
PS		3,447	723	868	723	1,013	3,447	-	-	-	-	-
MOOE		300	75	75	75	75	300	-	-	-	-	-
CO		870	870	-	-	-	870	-	-	-	-	-
PENRO Albay		1,823	192	1,238	178	228	1,823	-	-	-	-	-
PS		568	122	163	118	165	568	-	-	-	-	-
MOOE		240	60	60	60	60	240	-	-	-	-	-
CO		1,015	-	1,015	-	-	1,015	-	-	-	-	-
PENRO Camarines Norte		1,248	727	188	143	190	1,248	-	-	-	-	-
PS		568	122	163	118	165	568	-	-	-	-	-
MOOE		100	25	25	25	25	100	-	-	-	-	-
CO		580	580	-	-	-	580	-	-	-	-	-
PENRO Camarines Sur		2,933	242	2,168	238	288	2,933	-	-	-	-	-
PS		568	122	163	118	165	568	-	-	-	-	-
MOOE		480	120	120	120	120	480	-	-	-	-	-
CO		1,885	-	1,885	-	-	1,885	-	-	-	-	-
PENRO Catanduanes		1,258	732	193	148	195	1,258	-	-	-	-	-
PS		568	122	163	118	165	568	-	-	-	-	-
MOOE		120	30	30	30	30	120	-	-	-	-	-
CO		580	580	-	-	-	580	-	-	-	-	-
PENRO Masbate		2,378	1,867	253	208	255	2,378	-	-	-	-	-
PS		568	122	163	118	165	568	-	-	-	-	-
MOOE		360	90	90	90	90	360	-	-	-	-	-
CO		1,450	1,450	-	-	-	1,450	-	-	-	-	-
PENRO Sorsogon		1,248	727	188	143	190	1,248	-	-	-	-	-
PS		568	122	163	118	165	568	-	-	-	-	-
MOOE		100	25	25	25	25	100	-	-	-	-	-
CO		580	580	-	-	-	580	-	-	-	-	-
Region VI - Western Visayas		18,825	6,480	5,875	1,952	2,518	18,825	-	-	-	-	-
PS		8,855	1,540	1,875	1,437	2,003	8,855	-	-	-	-	-
MOOE		1,940	445	465	515	515	1,940	-	-	-	-	-
CO		7,830	4,495	3,335	-	-	7,830	-	-	-	-	-
Regional Office VI - Proper		4,677	1,726	1,835	813	1,103	4,677	-	-	-	-	-
PS		3,447	768	945	723	1,013	3,447	-	-	-	-	-
MOOE		360	90	90	90	90	360	-	-	-	-	-
CO		870	870	-	-	-	870	-	-	-	-	-
PENRO Aklan		1,248	734	180	144	190	1,248	-	-	-	-	-
PS		568	123	155	119	165	568	-	-	-	-	-
MOOE		100	25	25	25	25	100	-	-	-	-	-
CO		580	580	-	-	-	580	-	-	-	-	-
PENRO Antique		2,378	218	1,895	209	255	2,378	-	-	-	-	-
PS		568	123	155	119	165	568	-	-	-	-	-
MOOE		360	90	90	90	90	360	-	-	-	-	-
CO		1,450	-	1,450	-	-	1,450	-	-	-	-	-
PENRO Capiz		1,288	739	165	149	195	1,288	-	-	-	-	-
PS		568	123	155	119	165	568	-	-	-	-	-
MUOH		120	30	30	30	30	120	-	-	-	-	-
CO		590	590	-	-	-	590	-	-	-	-	-
PENRO Guimaras		1,288	739	165	149	195	1,288	-	-	-	-	-
PS		568	123	155	119	165	568	-	-	-	-	-
MOOE		120	30	30	30	30	120	-	-	-	-	-

FY 2021 FINANCIAL PLAN
(In Thousand Pesos)

Department : Department of Environment and Natural Resources (DENR)
 Agency : Office of the Secretary
 Operating Unit : ALL
 Organization Code (UACS) : ALL
 Report Status : ALL

Particulars	UACS CODE	Budget Year Obligation Program										
		Total	COMPREHENSIVE RELEASE				FOR LATER RELEASE(Negative List)					
			Q1	Q2	Q3	Q4	Sub Total	Q1	Q2	Q3	Q4	Sub Total
1	2	3=11+16	7	8	9	10	11=7+8+9+10	12	13	14	15	16=12+13+14+15
CO		580	580	-	-	-	580	-	-	-	-	-
PENRO Iloilo		2,853	2,114	255	218	255	2,853	-	-	-	-	-
PS		968	129	155	118	155	968	-	-	-	-	-
MOOE		400	100	100	100	100	400	-	-	-	-	-
CO		1,885	1,885	-	-	-	1,885	-	-	-	-	-
PENRO Negros Occidental		2,933	209	2,140	268	315	2,933	-	-	-	-	-
PS		968	129	155	118	155	968	-	-	-	-	-
MOOE		480	80	100	150	150	480	-	-	-	-	-
CO		1,685	1,685	1,085	-	-	1,685	-	-	-	-	-
Region VII - Central Visayas		12,678	6,741	2,525	1,474	1,938	12,678	-	-	-	-	-
PS		5,719	1,203	1,635	1,204	1,677	5,719	-	-	-	-	-
MOOE		1,160	318	310	270	262	1,160	-	-	-	-	-
CO		5,800	5,220	580	-	-	5,800	-	-	-	-	-
Regional Office VII - Proper		1,809	1,885	1,130	828	1,165	1,809	-	-	-	-	-
PS		3,447	723	987	724	1,013	3,447	-	-	-	-	-
MOOE		492	92	143	105	152	492	-	-	-	-	-
CO		870	870	-	-	-	870	-	-	-	-	-
PENRO Bohol		2,218	1,839	211	189	199	2,218	-	-	-	-	-
PS		968	120	152	120	166	968	-	-	-	-	-
MOOE		200	69	49	49	33	200	-	-	-	-	-
CO		1,450	1,450	-	-	-	1,450	-	-	-	-	-
PENRO Cebu		2,218	1,839	212	188	199	2,218	-	-	-	-	-
PS		968	120	152	120	166	968	-	-	-	-	-
MOOE		200	69	50	48	33	200	-	-	-	-	-
CO		1,450	1,450	-	-	-	1,450	-	-	-	-	-
PENRO Negros Oriental		2,218	1,839	211	189	199	2,218	-	-	-	-	-
PS		968	120	152	120	166	968	-	-	-	-	-
MOOE		200	69	49	49	33	200	-	-	-	-	-
CO		1,450	1,450	-	-	-	1,450	-	-	-	-	-
PENRO Siquijor		1,218	138	781	139	177	1,218	-	-	-	-	-
PS		968	120	152	120	166	968	-	-	-	-	-
MOOE		68	18	19	19	11	68	-	-	-	-	-
CO		580	580	580	-	-	580	-	-	-	-	-
Region VIII - Eastern Visayas		18,987	10,900	2,123	1,713	2,221	18,987	-	-	-	-	-
PS		8,282	1,408	1,719	1,317	1,837	8,282	-	-	-	-	-
MOOE		1,570	386	404	388	384	1,570	-	-	-	-	-
CO		9,135	9,135	-	-	-	9,135	-	-	-	-	-
Regional Office VIII - Proper		4,517	1,605	997	773	1,002	4,517	-	-	-	-	-
PS		3,447	768	945	723	1,013	3,447	-	-	-	-	-
MOOE		200	48	52	50	48	200	-	-	-	-	-
CO		870	870	-	-	-	870	-	-	-	-	-
PENRO Biliran		1,208	724	170	134	180	1,208	-	-	-	-	-
PS		580	128	155	119	165	580	-	-	-	-	-
MOOE		60	15	15	15	15	60	-	-	-	-	-
CO		580	580	-	-	-	580	-	-	-	-	-
PENRO Eastern Samar		2,258	1,639	218	180	224	2,258	-	-	-	-	-
PS		968	128	155	119	166	968	-	-	-	-	-
MOOE		240	58	81	81	58	240	-	-	-	-	-
CO		1,450	1,450	-	-	-	1,450	-	-	-	-	-
PENRO Leyte		2,753	2,090	231	185	237	2,753	-	-	-	-	-
PS		968	129	155	119	166	968	-	-	-	-	-
MOOE		300	76	76	76	72	300	-	-	-	-	-
CO		1,885	1,885	-	-	-	1,885	-	-	-	-	-
PENRO Northern Samar		2,338	1,559	241	194	250	2,338	-	-	-	-	-
PS		968	129	155	119	166	968	-	-	-	-	-
MOOE		320	74	86	75	85	320	-	-	-	-	-
CO		1,450	1,450	-	-	-	1,450	-	-	-	-	-
PENRO Southern Leyte		2,253	1,637	214	178	224	2,253	-	-	-	-	-
PS		963	127	154	118	164	963	-	-	-	-	-
MOOE		240	60	80	80	60	240	-	-	-	-	-
CO		1,450	1,450	-	-	-	1,450	-	-	-	-	-
PENRO Western Samar		1,060	1,063	54	59	44	1,060	-	-	-	-	-
PS		-	-	-	-	-	-	-	-	-	-	-
MOOE		210	53	54	58	44	210	-	-	-	-	-
CO		1,450	1,450	-	-	-	1,450	-	-	-	-	-
Region IX - Zamboanga Peninsula		13,122	1,500	8,298	1,443	1,881	13,122	-	-	-	-	-
PS		5,117	1,140	1,403	1,071	1,503	5,117	-	-	-	-	-

FY 2021 FINANCIAL PLAN
(In Thousand Pesos)

Department : Department of Environment and Natural Resources (DENR)
 Agency : Office of the Secretary
 Operating Unit : ALL
 Organization Code (UACS) : ALL
 Report Status : ALL

Particulars	UACS CODE	Budget Year Obligation Program										
		Total	COMPREHENSIVE RELEASE					FOR LATER RELEASE(Negative List)				
			Q1	Q2	Q3	Q4	Sub Total	Q1	Q2	Q3	Q4	Sub Total
1	2	6=11+16	7	8	9	10	11=7+8+9+10	12	13	14	15	16=12+13+14+15
MOOE		1,450	350	370	372	378	1,480					
CO		6,525		6,525			6,525					
Regional Office IX- Proper		5,071	939	2,018	890	1,228	5,071					
PS		3,861	894	1,091	835	1,171	3,861					
MOOE		220	55	55	55	55	220					
CO		870		870			870					
PENRO Zamboanga del Norte		2,770	104	2,434	114	118	2,770					
MOOE		450	104	114	114	118	450					
CO		2,320		2,320			2,320					
PENRO Zamboanga del Sur		2,368	215	1,093	203	255	2,368					
PS		560	128	158	110	138	560					
MOOE		350	87	87	87	89	350					
CO		1,450		1,450			1,450					
PENRO Zamboanga Sibugay		2,013	242	2,158	334	292	2,012					
PS		568	128	158	110	138	568					
MOOE		460	114	114	118	118	460					
CO		1,885		1,885			1,885					
Region X - Northern Mindanao		15,064	9,776	2,080	1,831	2,037	15,064					
PS		5,564	1,186	1,590	1,161	1,027	5,564					
MOOE		1,850	470	470	470	470	1,850					
CO		8,120	8,120				8,120					
Regional Office X - Proper		3,794	1,404	830	821	849	3,794					
PS		2,724	574	790	571	759	2,724					
MOOE		200	50	50	50	50	200					
CO		870	870				870					
PENRO Bukidnon		3,488	2,582	312	268	316	3,488					
PS		569	122	192	119	136	568					
MOOE		600	150	150	150	150	600					
CO		2,320	2,320				2,320					
PENRO Comiguir		1,268	732	192	148	106	1,268					
PS		568	122	182	118	136	568					
MOOE		120	30	30	30	30	120					
CO		580	580				580					
PENRO Lanao del Norte		2,318	1,648	237	193	240	2,318					
PS		568	123	182	118	135	568					
MOOE		300	75	75	75	75	300					
CO		1,450	1,450				1,450					
PENRO Misamis Occidental		2,378	1,653	257	208	255	2,378					
PS		568	123	182	118	135	568					
MOOE		380	90	90	90	90	380					
CO		1,450	1,450				1,450					
PENRO Misamis Oriental		2,318	1,647	297	193	241	2,318					
PS		568	122	182	118	135	568					
MOOE		300	75	75	75	75	300					
CO		1,450	1,450				1,450					
Region XI - Davao		13,809	6,062	5,226	1,118	1,293	13,809					
PS		3,444	765	944	721	1,014	3,444					
MOOE		1,700	657	387	397	279	1,700					
CO		8,555	4,840	3,915			8,555					
Regional Office XI - Proper		4,534	1,855	944	721	1,014	4,534					
PS		3,444	765	944	721	1,014	3,444					
MOOE		220	220				220					
CO		870	870				870					
PENRO Compostela Valley		1,590	1,510	80	80	80	1,590					
MOOE		240	80	80	80	80	240					
CO		1,450	1,450				1,450					
PENRO Davao del Norte		1,810	65	1,540	115	90	1,810					
MOOE		360	55	80	115	90	360					
CO		1,450		1,450			1,450					
PENRO Davao del Sur		2,325	132	2,017	132	44	2,325					
MOOE		440	132	132	132	44	440					
CO		1,885		1,885			1,885					
PENRO Davao Occidental		670	90	580			670					
MOOE		90	90				90					
CO		580		580			580					
PENRO Davao Oriental		2,570	2,410	85	90	85	2,570					
MOOE		350	90	90	90	85	350					

FY 2021 FINANCIAL PLAN
(In Thousand Pesos)

Department : Department of Environment and Natural Resources (DENR)
 Agency : Office of the Secretary
 Operating Unit : ALL
 Organization Code (UACS) : ALL
 Report Status : ALL

Particulars	UACS CODE	Budget Year Obligation Program										
		Total	COMPREHENSIVE RELEASE					FOR LATER RELEASE(Negative List)				
			Q1	Q2	Q3	Q4	Sub Total	Q1	Q2	Q3	Q4	Sub Total
1	2	5=11+16	7	8	9	10	11=7+8+9+10	12	13	14	15	16=12+13+14+15
CO		2,320	2,320	-	-	-	2,320	-	-	-	-	-
Region XII - SOCCSKSARGEN		8,753	485	7,221	483	604	8,753	-	-	-	-	-
PS		323	89	72	87	115	323	-	-	-	-	-
MOOE		1,760	396	479	386	489	1,760	-	-	-	-	-
CO		6,670	-	6,670	-	-	6,670	-	-	-	-	-
Regional Office XII - Proper		2,213	296	1,240	294	383	2,213	-	-	-	-	-
PS		323	89	72	87	115	323	-	-	-	-	-
MOOE		1,020	227	298	227	268	1,020	-	-	-	-	-
CO		870	-	870	-	-	870	-	-	-	-	-
PENRO North Cotabato		1,835	42	1,495	43	55	1,835	-	-	-	-	-
MOOE		185	42	45	43	55	185	-	-	-	-	-
CO		1,450	-	1,450	-	-	1,450	-	-	-	-	-
PENRO Saranggani		1,635	42	1,495	42	55	1,635	-	-	-	-	-
MOOE		185	42	48	42	55	185	-	-	-	-	-
CO		1,450	-	1,450	-	-	1,450	-	-	-	-	-
PENRO South Cotabato		1,635	42	1,495	42	55	1,635	-	-	-	-	-
MOOE		185	42	45	42	55	185	-	-	-	-	-
CO		1,450	-	1,450	-	-	1,450	-	-	-	-	-
PENRO Davao del Norte		1,635	43	1,495	42	55	1,635	-	-	-	-	-
MOOE		185	43	45	42	55	185	-	-	-	-	-
CO		1,450	-	1,450	-	-	1,450	-	-	-	-	-
Region XIII - CARAGA		16,177	8,852	5,291	1,714	2,320	16,177	-	-	-	-	-
PS		6,277	1,392	1,720	1,319	1,848	6,277	-	-	-	-	-
MOOE		1,780	530	381	395	474	1,780	-	-	-	-	-
CO		8,120	4,930	3,190	-	-	8,120	-	-	-	-	-
Regional Office XIII - Proper		4,527	477	1,835	774	1,071	4,527	-	-	-	-	-
PS		3,437	782	940	719	1,016	3,437	-	-	-	-	-
MOOE		220	55	55	55	55	220	-	-	-	-	-
CO		870	-	870	-	-	870	-	-	-	-	-
PENRO Agusan del Norte		2,319	1,636	227	197	258	2,318	-	-	-	-	-
PS		569	126	156	120	166	568	-	-	-	-	-
MOOE		300	80	71	77	82	300	-	-	-	-	-
CO		1,450	1,450	-	-	-	1,450	-	-	-	-	-
PENRO Agusan del Sur		3,488	270	2,028	270	316	3,488	-	-	-	-	-
PS		660	126	156	120	166	660	-	-	-	-	-
MOOE		600	150	150	150	150	600	-	-	-	-	-
CO		2,320	-	2,320	-	-	2,320	-	-	-	-	-
PENRO Dinagat Islands		1,268	736	186	150	196	1,268	-	-	-	-	-
PS		568	126	156	120	166	568	-	-	-	-	-
MOOE		120	30	30	30	30	120	-	-	-	-	-
CO		580	580	-	-	-	580	-	-	-	-	-
PENRO Surigao del Norte		1,783	1,195	206	168	214	1,783	-	-	-	-	-
PS		569	126	156	120	166	568	-	-	-	-	-
MOOE		200	54	50	48	45	200	-	-	-	-	-
CO		1,015	1,015	-	-	-	1,015	-	-	-	-	-
PENRO Surigao del Sur		2,793	2,192	181	155	265	2,793	-	-	-	-	-
PS		569	126	156	120	166	568	-	-	-	-	-
MOOE		340	181	25	35	99	340	-	-	-	-	-
CO		1,885	1,885	-	-	-	1,885	-	-	-	-	-
Production and Dissemination of Technical and Popular Materials in the Conservation and Development of Natural Resources and Environmental Education, including an Encyclopedia on Biodiversity	203000100002000	204,015	50,371	50,053	54,521	49,270	204,015	-	-	-	-	-
National Capital Region (NCR)		138,727	34,925	30,785	40,012	33,005	138,727	-	-	-	-	-
Central Office		125,394	32,026	27,120	33,914	29,334	125,394	-	-	-	-	-
PS		41,254	9,107	11,399	3,747	2,001	41,254	-	-	-	-	-
MOOE		84,140	22,919	15,721	23,167	17,333	84,140	-	-	-	-	-
Biodiversity Management Bureau (BMB)		4,193	1,074	1,022	1,074	1,023	4,193	-	-	-	-	-
MOOE		4,193	1,074	1,022	1,074	1,023	4,193	-	-	-	-	-
Ecosystems Research and Development Bureau (ERDB)		2,312	589	711	461	541	2,312	-	-	-	-	-
PS		809	180	267	188	259	809	-	-	-	-	-
MOOE		1,403	409	448	273	272	1,403	-	-	-	-	-
Forest Management Bureau (FMB)		1,897	250	469	529	649	1,897	-	-	-	-	-
MOOE		1,897	250	469	529	649	1,897	-	-	-	-	-
Land Management Bureau (LMB)		1,030	74	303	143	450	1,030	-	-	-	-	-
PS		317	74	84	66	93	317	-	-	-	-	-

FY 2021 FINANCIAL PLAN
(In Thousand Pesos)

Department : Department of Environment and Natural Resources (DENR)
 Agency : Office of the Secretary
 Operating Unit : ALL
 Organization Code (UACS) : ALL
 Report Status : ALL

Particulars	UACS CODE	Budget Year Obligation Program										
		Total	COMPREHENSIVE RELEASE					FOR LATER RELEASE(Negative List)				
			Q1	Q2	Q3	Q4	Sub Total	Q1	Q2	Q3	Q4	Sub Total
1	2	6=11+16	7	8	9	10	11=7+8+9+10	12	13	14	15	16=12+13+14+15
MOOE		713		279	77	357	713	-	-	-	-	-
NCR - Proper		3,601	902	1,100	891	1,008	3,901	-	-	-	-	-
PS		2,467	516	707	520	724	2,467	-	-	-	-	-
MOOE		1,434	386	393	371	284	1,434	-	-	-	-	-
Region I - Ilocos		4,614	1,010	1,420	1,049	1,130	4,614	-	-	-	-	-
PS		2,774	581	794	531	918	2,774	-	-	-	-	-
MOOE		1,840	435	625	467	312	1,840	-	-	-	-	-
Regional Office I - Proper		3,698	809	1,061	820	1,006	3,698	-	-	-	-	-
PS		2,774	581	794	531	818	2,774	-	-	-	-	-
MOOE		922	228	267	239	188	922	-	-	-	-	-
PENRO Ilocos Norte		222	59	87	38	40	222	-	-	-	-	-
MOOE		222	59	87	36	40	222	-	-	-	-	-
PENRO Ilocos Sur		205	47	70	54	34	205	-	-	-	-	-
MOOE		205	47	70	54	34	205	-	-	-	-	-
PENRO La Union		171	12	88	38	23	171	-	-	-	-	-
MOOE		171	12	88	38	23	171	-	-	-	-	-
PENRO Pangasinan		320	89	104	100	27	320	-	-	-	-	-
MOOE		320	89	104	100	27	320	-	-	-	-	-
Cordillera Administrative Region (CAR)		3,722	857	1,045	828	909	3,722	-	-	-	-	-
PS		2,488	555	680	523	730	2,488	-	-	-	-	-
MOOE		1,234	302	368	305	179	1,234	-	-	-	-	-
Regional Office CAR - Proper		3,572	905	998	785	884	3,572	-	-	-	-	-
PS		2,488	555	680	523	730	2,488	-	-	-	-	-
MOOE		1,084	350	318	262	154	1,084	-	-	-	-	-
PENRO Abra		25	4	10	6	5	25	-	-	-	-	-
MOOE		25	4	10	6	5	25	-	-	-	-	-
PENRO Apayao		25	5	8	7	5	25	-	-	-	-	-
MOOE		25	5	8	7	5	25	-	-	-	-	-
PENRO Benguet		25	4	7	7	7	25	-	-	-	-	-
MOOE		25	4	7	7	7	25	-	-	-	-	-
PENRO Ifugao		25	4	6	7	5	25	-	-	-	-	-
MOOE		25	4	6	7	5	25	-	-	-	-	-
PENRO Kalinga		25	7	9	8	-	25	-	-	-	-	-
MOOE		25	7	9	9	-	25	-	-	-	-	-
PENRO Mt. Province		25	8	7	7	3	25	-	-	-	-	-
MOOE		25	8	7	7	3	25	-	-	-	-	-
Region II - Cagayan Valley		4,061	957	1,488	854	921	4,061	-	-	-	-	-
PS		1,948	432	533	409	574	1,948	-	-	-	-	-
MOOE		2,113	265	958	845	347	2,113	-	-	-	-	-
Regional Office II - Proper		2,978	551	960	638	851	2,978	-	-	-	-	-
PS		1,948	432	533	408	574	1,948	-	-	-	-	-
MOOE		1,030	119	427	227	257	1,030	-	-	-	-	-
PENRO Batanes		202	14	70	109	9	202	-	-	-	-	-
MOOE		202	14	70	108	9	202	-	-	-	-	-
PENRO Cagayan		217	16	88	90	12	217	-	-	-	-	-
MOOE		217	16	88	90	12	217	-	-	-	-	-
PENRO Isabela		230	17	147	58	8	230	-	-	-	-	-
MOOE		230	17	147	58	8	230	-	-	-	-	-
PENRO Nueva Vizcaya		217	53	107	28	19	217	-	-	-	-	-
MOOE		217	53	107	28	19	217	-	-	-	-	-
PENRO Quirino		217	36	108	33	42	217	-	-	-	-	-
MOOE		217	36	108	33	42	217	-	-	-	-	-
Region III - Central Luzon		3,554	791	1,061	844	858	3,554	-	-	-	-	-
PS		1,447	326	393	308	420	1,447	-	-	-	-	-
MOOE		2,107	465	668	536	438	2,107	-	-	-	-	-
Regional Office III - Proper		3,158	721	914	701	823	3,158	-	-	-	-	-
PS		1,447	326	393	308	420	1,447	-	-	-	-	-
MOOE		1,712	395	521	393	403	1,712	-	-	-	-	-
PENRO Aurora		68	15	30	23	-	68	-	-	-	-	-
MOOE		68	15	30	23	-	68	-	-	-	-	-
PENRO Bataan		48	-	-	48	-	48	-	-	-	-	-
MOOE		48	-	-	48	-	48	-	-	-	-	-
PENRO Bulacan		48	8	8	6	24	48	-	-	-	-	-
MOOE		48	8	8	6	24	48	-	-	-	-	-
PENRO Nueva Ecija		60	18	34	8	-	60	-	-	-	-	-
MOOE		60	18	34	8	-	60	-	-	-	-	-
PENRO Pampanga		51	10	15	16	11	51	-	-	-	-	-

FY 2021 FINANCIAL PLAN
(In Thousand Pesos)

Department : Department of Environment and Natural Resources (DENR)
 Agency : Office of the Secretary
 Operating Unit : ALL
 Organization Code (UACS) : ALL
 Report Status : ALL

Particulars	UACS CODE	Budget Year Obligation Program										
		Total	COMPREHENSIVE RELEASE					FOR LATER RELEASE(Negative List)				
			Q1	Q2	Q3	Q4	Sub Total	Q1	Q2	Q3	Q4	Sub Total
1	2	6=11+16	7	8	9	10	11=7+8+9+10	12	13	14	15	16=12+13+14+15
MOOE		51	10	15	15	11	51	-	-	-	-	-
PENRO Tarlac		52	-	28	28	-	52	-	-	-	-	-
MOOE		52	-	28	28	-	52	-	-	-	-	-
PENRO Zambales		68	19	34	15	-	86	-	-	-	-	-
MOOE		68	19	34	15	-	86	-	-	-	-	-
Region IVA - CALABARZON		4,154	772	1,393	772	1,217	4,154	-	-	-	-	-
PS		2,484	518	707	515	724	2,484	-	-	-	-	-
MOOE		1,630	254	686	257	493	1,630	-	-	-	-	-
Regional Office IVA - Proper		3,618	686	1,145	664	1,143	3,618	-	-	-	-	-
PS		2,484	518	707	515	724	2,484	-	-	-	-	-
MOOE		1,154	148	438	149	419	1,154	-	-	-	-	-
PENRO Batangas		103	17	36	32	18	103	-	-	-	-	-
MOOE		103	17	36	32	18	103	-	-	-	-	-
PENRO Cavite		82	10	25	15	12	82	-	-	-	-	-
MOOE		82	10	25	15	12	82	-	-	-	-	-
PENRO Laguna		82	34	34	10	4	82	-	-	-	-	-
MOOE		82	34	34	10	4	82	-	-	-	-	-
PENRO Quezon		227	32	130	38	27	227	-	-	-	-	-
MOOE		227	32	130	38	27	227	-	-	-	-	-
PENRO Rizal		82	13	23	13	13	82	-	-	-	-	-
MOOE		82	13	23	13	13	82	-	-	-	-	-
Region IVB - MIMAROPA		4,705	931	1,436	1,255	1,083	4,705	-	-	-	-	-
PS		2,410	502	690	502	716	2,410	-	-	-	-	-
MOOE		2,295	429	746	753	367	2,295	-	-	-	-	-
Regional Office IV-B - Proper		4,086	856	1,086	1,115	1,027	4,086	-	-	-	-	-
PS		2,410	502	690	502	716	2,410	-	-	-	-	-
MOOE		1,676	354	396	613	311	1,676	-	-	-	-	-
PENRO Marinduque		109	24	55	24	6	109	-	-	-	-	-
MOOE		109	24	55	24	6	109	-	-	-	-	-
PENRO Occidental Mindoro		89	10	31	11	37	89	-	-	-	-	-
MOOE		89	10	31	11	37	89	-	-	-	-	-
PENRO Oriental Mindoro		127	12	54	61	-	127	-	-	-	-	-
MOOE		127	12	54	61	-	127	-	-	-	-	-
PENRO Palawan		203	11	139	42	11	203	-	-	-	-	-
MOOE		203	11	139	42	11	203	-	-	-	-	-
PENRO Romblon		91	19	69	2	2	91	-	-	-	-	-
MOOE		91	19	69	2	2	91	-	-	-	-	-
Region V - Bicol		4,587	1,049	1,280	1,040	1,228	4,587	-	-	-	-	-
PS		2,482	522	713	519	728	2,482	-	-	-	-	-
MOOE		2,115	527	567	521	500	2,115	-	-	-	-	-
Regional Office V - Proper		4,177	1,020	1,240	1,005	1,212	4,177	-	-	-	-	-
PS		2,482	522	713	519	728	2,482	-	-	-	-	-
MOOE		1,995	498	527	486	484	1,995	-	-	-	-	-
PENRO Albay		20	6	7	7	-	20	-	-	-	-	-
MOOE		20	6	7	7	-	20	-	-	-	-	-
PENRO Camarines Norte		20	5	5	5	5	20	-	-	-	-	-
MOOE		20	5	5	5	5	20	-	-	-	-	-
PENRO Camarines Sur		20	-	10	10	-	20	-	-	-	-	-
MOOE		20	-	10	10	-	20	-	-	-	-	-
PENRO Catanduanes		20	5	5	5	5	20	-	-	-	-	-
MOOE		20	5	5	5	5	20	-	-	-	-	-
PENRO Masbate		20	9	6	3	1	20	-	-	-	-	-
MOOE		20	9	6	3	1	20	-	-	-	-	-
PENRO Sorsogon		20	5	5	5	5	20	-	-	-	-	-
MOOE		20	5	5	5	5	20	-	-	-	-	-
Region VI - Western Visayas		4,942	1,392	1,215	1,047	1,288	4,942	-	-	-	-	-
PS		2,488	555	680	523	730	2,488	-	-	-	-	-
MOOE		2,454	837	535	524	558	2,454	-	-	-	-	-
Regional Office VI - Proper		4,483	1,328	1,054	901	1,200	4,483	-	-	-	-	-
PS		2,488	555	680	523	730	2,488	-	-	-	-	-
MOOE		1,995	773	374	378	470	1,995	-	-	-	-	-
PENRO Aklan		35	7	14	7	7	35	-	-	-	-	-
MOOE		35	7	14	7	7	35	-	-	-	-	-
PENRO Antique		43	-	38	7	-	43	-	-	-	-	-
MOOE		43	-	38	7	-	43	-	-	-	-	-
PENRO Capiz		54	8	22	15	9	54	-	-	-	-	-
MOOE		54	8	22	15	9	54	-	-	-	-	-

FY 2021 FINANCIAL PLAN
(In Thousand Pesos)

Department : Department of Environment and Natural Resources (DENR)
 Agency : Office of the Secretary
 Operating Unit : ALL
 Organization Code (UACS) : ALL
 Report Status : ALL

Particulars	UACS CODE	Budget Year Obligation Program										
		Total	COMPREHENSIVE RELEASE					FOR LATER RELEASE(Negative List)				
			Q1	Q2	Q3	Q4	Sub Total	Q1	Q2	Q3	Q4	Sub Total
1	2	6=11+16	7	8	9	10	11=7+8+9+10	12	13	14	15	16=12+13+14+15
PENRO Guimaras		42	21	6	13	2	42	-	-	-	-	-
MOOE		42	21	6	13	2	42	-	-	-	-	-
PENRO Iloilo		50	5	25	15	5	50	-	-	-	-	-
MOOE		50	5	25	15	5	50	-	-	-	-	-
PENRO Negros Occidental		235	23	58	89	65	235	-	-	-	-	-
MOOE		235	23	58	89	65	235	-	-	-	-	-
Region VI - Central Visayas		4,343	976	1,388	1,033	1,026	4,343	-	-	-	-	-
PS		2,103	442	602	441	618	2,103	-	-	-	-	-
MOOE		2,240	534	786	592	408	2,240	-	-	-	-	-
Regional Office VII - Proper		3,552	759	983	882	931	3,552	-	-	-	-	-
PS		2,103	442	602	441	618	2,103	-	-	-	-	-
MOOE		1,449	314	381	441	313	1,449	-	-	-	-	-
PENRO Bohol		227	65	82	45	25	227	-	-	-	-	-
MOOE		227	65	82	45	25	227	-	-	-	-	-
PENRO Cebu		227	89	86	47	25	227	-	-	-	-	-
MOOE		227	89	86	47	25	227	-	-	-	-	-
PENRO Negros Oriental		227	68	95	38	25	227	-	-	-	-	-
MOOE		227	68	95	38	25	227	-	-	-	-	-
PENRO Siquijor		110	18	52	20	20	110	-	-	-	-	-
MOOE		110	18	52	20	20	110	-	-	-	-	-
Region VIII - Eastern Visayas		4,361	1,140	1,182	960	1,099	4,361	-	-	-	-	-
PS		2,481	563	676	522	728	2,481	-	-	-	-	-
MOOE		1,880	587	484	438	371	1,880	-	-	-	-	-
Regional Office VIII - Proper		4,361	1,140	1,182	960	1,099	4,361	-	-	-	-	-
PS		2,481	563	676	522	728	2,481	-	-	-	-	-
MOOE		1,880	587	484	438	371	1,880	-	-	-	-	-
Region IX - Zamboanga Peninsula		3,613	783	1,201	813	1,016	3,613	-	-	-	-	-
PS		2,485	563	680	522	730	2,485	-	-	-	-	-
MOOE		1,328	230	521	291	288	1,328	-	-	-	-	-
Regional Office IX - Proper		3,408	726	1,040	698	943	3,408	-	-	-	-	-
PS		2,485	563	680	522	730	2,485	-	-	-	-	-
MOOE		623	173	350	177	213	623	-	-	-	-	-
PENRO Zamboanga del Norte		190	27	81	59	23	190	-	-	-	-	-
MOOE		190	27	81	59	23	190	-	-	-	-	-
PENRO Zamboanga del Sur		65	-	40	10	15	65	-	-	-	-	-
MOOE		65	-	40	10	15	65	-	-	-	-	-
PENRO Zamboanga Sibugay		150	30	40	45	35	150	-	-	-	-	-
MOOE		150	30	40	45	35	150	-	-	-	-	-
Region X - Northern Mindanao		4,681	976	1,344	952	1,409	4,681	-	-	-	-	-
PS		2,485	523	712	520	730	2,485	-	-	-	-	-
MOOE		2,193	453	632	432	679	2,193	-	-	-	-	-
Regional Office X - Proper		4,681	976	1,344	952	1,409	4,681	-	-	-	-	-
PS		2,485	523	712	520	730	2,485	-	-	-	-	-
MOOE		2,193	453	632	432	679	2,193	-	-	-	-	-
Region XI - Davao		4,459	1,289	1,158	1,069	953	4,459	-	-	-	-	-
PS		2,269	505	618	476	669	2,269	-	-	-	-	-
MOOE		2,191	784	540	593	284	2,191	-	-	-	-	-
Regional Office XI - Proper		3,552	1,103	926	974	856	3,552	-	-	-	-	-
PS		2,269	505	618	476	669	2,269	-	-	-	-	-
MOOE		1,691	598	308	498	287	1,691	-	-	-	-	-
PENRO Compostela Valley		100	36	64	-	-	100	-	-	-	-	-
MOOE		100	36	64	-	-	100	-	-	-	-	-
PENRO Davao del Norte		100	30	30	35	5	100	-	-	-	-	-
MOOE		100	30	30	35	5	100	-	-	-	-	-
PENRO Davao del Sur		100	35	65	-	-	100	-	-	-	-	-
MOOE		100	35	65	-	-	100	-	-	-	-	-
PENRO Davao Occidental		100	20	51	29	-	100	-	-	-	-	-
MOOE		100	20	51	29	-	100	-	-	-	-	-
PENRO Davao Oriental		100	15	22	51	2	100	-	-	-	-	-
MOOE		100	15	22	51	2	100	-	-	-	-	-
Region XII - SOCCSKSARGEN		4,446	953	1,392	982	1,119	4,446	-	-	-	-	-
PS		2,103	442	601	444	618	2,103	-	-	-	-	-
MOOE		2,343	511	791	538	501	2,343	-	-	-	-	-
Regional Office XII - Proper		3,253	728	1,020	710	805	3,253	-	-	-	-	-
PS		2,103	442	601	444	618	2,103	-	-	-	-	-
MOOE		1,150	286	419	266	187	1,150	-	-	-	-	-
PENRO North Cotabato		405	87	144	89	125	405	-	-	-	-	-

FY 2021 FINANCIAL PLAN
(In Thousand Pesos)

Department : Department of Environment and Natural Resources (DENR)
 Agency : Office of the Secretary
 Operating Unit : ALL
 Organization Code (UACS) : ALL
 Report Status : ALL

Particulars	UACS CODE	Budget Year Obligation Program										
		Total	COMPREHENSIVE RELEASE					FOR LATER RELEASE(Negative List)				
			Q1	Q2	Q3	Q4	Sub Total	Q1	Q2	Q3	Q4	Sub Total
1	2	6=11+16	7	8	9	10	11=7+8+9+10	12	13	14	15	16=12+13+14+15
MOOE		405	87	144	89	125	405	-	-	-	-	-
PENRO Sarangani		159	36	37	39	47	159	-	-	-	-	-
MOOE		159	36	37	39	47	159	-	-	-	-	-
PENRO South Cotabato		305	64	88	84	79	306	-	-	-	-	-
MOOE		305	64	88	84	79	306	-	-	-	-	-
PENRO Sultan Kudarat		314	68	103	80	63	314	-	-	-	-	-
MOOE		314	68	103	80	63	314	-	-	-	-	-
Region XIII - CARAGA		4,836	1,464	1,381	1,012	999	4,836	-	-	-	-	-
PS		2,485	550	600	520	735	2,485	-	-	-	-	-
MOOE		2,351	914	681	492	264	2,351	-	-	-	-	-
Regional Office XIII - Proper		4,836	1,464	1,381	1,012	999	4,836	-	-	-	-	-
PS		2,485	550	600	520	735	2,485	-	-	-	-	-
MOOE		2,351	914	681	492	264	2,351	-	-	-	-	-
Legal Services Including Operations Against Unlawful Tilling of Public Land	200003100003000	243,825	64,447	64,789	57,020	57,569	243,825	-	-	-	-	-
National Capital Region (NCR)		92,288	20,874	23,346	22,458	25,811	92,288	-	-	-	-	-
Central Office		75,283	17,065	18,584	18,772	20,862	75,283	-	-	-	-	-
PS		57,432	12,864	15,584	12,577	16,277	57,432	-	-	-	-	-
MOOE		17,851	4,101	2,970	6,195	4,585	17,851	-	-	-	-	-
Biodiversity Management Bureau (BMB)		1,439	238	380	330	391	1,439	-	-	-	-	-
PS		1,144	249	321	242	332	1,144	-	-	-	-	-
MOOE		295	89	59	88	59	295	-	-	-	-	-
Ecosystems Research and Development Bureau (ERDB)		1,328	300	387	278	363	1,328	-	-	-	-	-
PS		1,128	241	324	239	324	1,128	-	-	-	-	-
MOOE		200	59	63	39	39	200	-	-	-	-	-
Forest Management Bureau (FMB)		1,448	319	381	315	423	1,448	-	-	-	-	-
PS		1,248	274	346	270	358	1,248	-	-	-	-	-
MOOE		200	45	45	45	65	200	-	-	-	-	-
Land Management Bureau (LMB)		7,140	1,350	2,101	1,498	2,201	7,140	-	-	-	-	-
PS		6,054	1,550	1,958	1,282	1,758	6,054	-	-	-	-	-
MOOE		1,086	-	445	196	445	1,086	-	-	-	-	-
NCR - Proper		5,650	1,282	1,522	1,275	1,571	5,650	-	-	-	-	-
PS		4,616	1,004	1,289	1,000	1,317	4,616	-	-	-	-	-
MOOE		1,034	279	233	289	254	1,034	-	-	-	-	-
Region I - Ilocos		10,943	2,542	3,076	2,429	3,098	10,943	-	-	-	-	-
PS		9,358	1,896	2,359	1,986	2,707	9,358	-	-	-	-	-
MOOE		1,585	346	417	433	389	1,585	-	-	-	-	-
Regional Office I - Proper		10,943	2,542	3,076	2,429	3,098	10,943	-	-	-	-	-
PS		9,358	1,896	2,359	1,986	2,707	9,358	-	-	-	-	-
MOOE		1,585	346	417	433	389	1,585	-	-	-	-	-
Cordillera Administrative Region (CAR)		12,626	2,852	3,438	2,853	3,473	12,626	-	-	-	-	-
PS		11,556	2,623	3,131	2,552	3,247	11,556	-	-	-	-	-
MOOE		1,070	229	307	311	226	1,070	-	-	-	-	-
Regional Office CAR - Proper		12,626	2,852	3,438	2,853	3,473	12,626	-	-	-	-	-
PS		11,556	2,623	3,131	2,552	3,247	11,556	-	-	-	-	-
MOOE		1,070	229	307	311	226	1,070	-	-	-	-	-
Region II - Cagayan Valley		9,800	2,253	2,329	2,194	2,724	9,800	-	-	-	-	-
PS		8,650	1,866	2,338	1,905	2,441	8,650	-	-	-	-	-
MOOE		1,150	287	291	289	283	1,150	-	-	-	-	-
Regional Office II - Proper		9,800	2,253	2,329	2,194	2,724	9,800	-	-	-	-	-
PS		8,650	1,866	2,338	1,905	2,441	8,650	-	-	-	-	-
MOOE		1,150	287	291	289	283	1,150	-	-	-	-	-
Region III - Central Luzon		12,970	2,897	3,518	3,029	3,564	12,970	-	-	-	-	-
PS		11,790	2,697	3,175	2,628	3,290	11,790	-	-	-	-	-
MOOE		1,180	182	343	401	274	1,180	-	-	-	-	-
Regional Office III - Proper		12,970	2,897	3,518	3,029	3,564	12,970	-	-	-	-	-
PS		11,790	2,697	3,175	2,628	3,290	11,790	-	-	-	-	-
MOOE		1,180	182	343	401	274	1,180	-	-	-	-	-
Region IVA - CALABARZON		7,884	1,792	2,170	1,740	2,162	7,884	-	-	-	-	-
PS		7,080	1,562	1,985	1,580	1,993	7,080	-	-	-	-	-
MOOE		784	230	205	180	169	784	-	-	-	-	-
Regional Office IVA - Proper		7,884	1,792	2,170	1,740	2,162	7,884	-	-	-	-	-
PS		7,080	1,562	1,985	1,580	1,993	7,080	-	-	-	-	-
MOOE		784	230	205	180	169	784	-	-	-	-	-
Region IVB - MIMAROPA		9,555	2,280	2,559	2,122	2,585	9,555	-	-	-	-	-
PS		8,122	1,775	2,280	1,778	2,309	8,122	-	-	-	-	-
MOOE		1,433	514	289	344	276	1,433	-	-	-	-	-

FY 2021 FINANCIAL PLAN
(in Thousand Pesos)

Department : Department of Environment and Natural Resources (DENR)
 Agency : Office of the Secretary
 Operating Unit : ALL
 Organization Code (UACS) : ALL
 Report Status : ALL

Particulars	UACS CODE	Budget Year Obligation Program										
		Total	COMPREHENSIVE RELEASE					FOR LATER RELEASE(Negative List)				
			Q1	Q2	Q3	Q4	Sub Total	Q1	Q2	Q3	Q4	Sub Total
1	2	6=11+16	7	8	9	10	11=7+8+9+10	12	13	14	15	16=12+13+14+15
Regional Office IV-B - Proper		9,555	2,269	2,559	2,122	2,585	9,555	-	-	-	-	-
PS		8,122	1,775	2,260	1,778	2,309	8,122	-	-	-	-	-
MOOE		1,433	514	299	344	276	1,433	-	-	-	-	-
Region V - Bicol		9,932	2,090	2,878	2,195	2,789	9,932	-	-	-	-	-
PS		8,891	1,938	2,488	1,939	2,528	8,891	-	-	-	-	-
MOOE		1,041	152	390	256	243	1,041	-	-	-	-	-
Regional Office V - Proper		9,932	2,090	2,878	2,195	2,789	9,932	-	-	-	-	-
PS		8,891	1,938	2,488	1,939	2,528	8,891	-	-	-	-	-
MOOE		1,041	152	390	258	243	1,041	-	-	-	-	-
Region VI - Western Visayas		11,979	2,563	3,231	2,757	3,128	11,979	-	-	-	-	-
PS		10,823	2,461	2,930	2,393	3,039	10,823	-	-	-	-	-
MOOE		1,156	102	301	364	389	1,156	-	-	-	-	-
Regional Office VI - Proper		11,979	2,563	3,231	2,757	3,128	11,979	-	-	-	-	-
PS		10,823	2,461	2,930	2,393	3,039	10,823	-	-	-	-	-
MOOE		1,156	102	301	364	388	1,156	-	-	-	-	-
Region VI - Central Visayas		9,679	2,106	2,714	2,272	2,587	9,679	-	-	-	-	-
PS		8,007	1,758	2,226	1,758	2,264	8,007	-	-	-	-	-
MOOE		1,672	348	488	513	323	1,672	-	-	-	-	-
Regional Office VII - Proper		9,679	2,106	2,714	2,272	2,587	9,679	-	-	-	-	-
PS		8,007	1,758	2,226	1,758	2,264	8,007	-	-	-	-	-
MOOE		1,672	348	488	513	323	1,672	-	-	-	-	-
Region VII - Eastern Visayas		11,891	2,704	3,233	2,732	3,222	11,891	-	-	-	-	-
PS		10,391	2,570	2,808	2,310	2,905	10,391	-	-	-	-	-
MOOE		1,500	334	427	422	317	1,500	-	-	-	-	-
Regional Office VIII - Proper		11,891	2,704	3,233	2,732	3,222	11,891	-	-	-	-	-
PS		10,391	2,570	2,808	2,310	2,905	10,391	-	-	-	-	-
MOOE		1,500	334	427	422	317	1,500	-	-	-	-	-
Region IX - Zamboanga Peninsula		10,534	2,293	2,886	2,442	2,813	10,534	-	-	-	-	-
PS		9,834	2,235	2,863	2,174	2,762	9,834	-	-	-	-	-
MOOE		700	58	223	268	151	700	-	-	-	-	-
Regional Office IX - Proper		10,534	2,293	2,886	2,442	2,813	10,534	-	-	-	-	-
PS		9,834	2,235	2,863	2,174	2,762	9,834	-	-	-	-	-
MOOE		700	58	223	268	151	700	-	-	-	-	-
Region X - Northern Mindanao		13,198	2,923	3,619	2,982	3,694	13,198	-	-	-	-	-
PS		11,838	2,614	3,278	2,611	3,335	11,838	-	-	-	-	-
MOOE		1,360	309	341	351	359	1,360	-	-	-	-	-
Regional Office X - Proper		13,198	2,923	3,619	2,982	3,694	13,198	-	-	-	-	-
PS		11,838	2,614	3,278	2,611	3,335	11,838	-	-	-	-	-
MOOE		1,360	309	341	351	359	1,360	-	-	-	-	-
Region XI - Davao		8,782	2,050	2,248	2,097	2,388	8,782	-	-	-	-	-
PS		7,419	1,885	2,006	1,631	2,097	7,419	-	-	-	-	-
MOOE		1,363	365	240	466	292	1,363	-	-	-	-	-
Regional Office XI - Proper		8,782	2,050	2,248	2,097	2,388	8,782	-	-	-	-	-
PS		7,419	1,885	2,006	1,631	2,097	7,419	-	-	-	-	-
MOOE		1,363	365	240	466	292	1,363	-	-	-	-	-
Region XII - SOCCSKSARGEN		4,813	1,056	1,332	1,088	1,337	4,813	-	-	-	-	-
PS		3,228	634	914	694	928	3,228	-	-	-	-	-
MOOE		1,585	382	418	394	411	1,585	-	-	-	-	-
Regional Office XII - Proper		4,813	1,056	1,332	1,088	1,337	4,813	-	-	-	-	-
PS		3,228	634	914	694	928	3,228	-	-	-	-	-
MOOE		1,585	382	418	394	411	1,585	-	-	-	-	-
Region XIII - CARAGA		6,971	1,601	1,815	1,640	1,815	6,971	-	-	-	-	-
PS		5,301	1,200	1,435	1,164	1,502	5,301	-	-	-	-	-
MOOE		1,670	401	480	476	313	1,670	-	-	-	-	-
Regional Office XIII - Proper		6,971	1,601	1,815	1,640	1,815	6,971	-	-	-	-	-
PS		5,301	1,200	1,435	1,164	1,502	5,301	-	-	-	-	-
MOOE		1,670	401	480	476	313	1,670	-	-	-	-	-
Conduct of Special Studies, Design and Development in Support of Forestry, Mining and Environmental Management Operations, including National Capital Region (NCR)	20000100004000	256,981	69,119	46,917	83,794	53,132	256,981	-	-	-	-	-
Central Office		243,107	66,240	44,061	79,999	52,807	243,107	-	-	-	-	-
PS		35,053	7,745	9,663	7,397	10,248	35,053	-	-	-	-	-
MOOE		208,054	58,495	34,398	72,602	42,559	208,054	-	-	-	-	-
Region IVB - MIMAROPA		500	50	-	150	300	500	-	-	-	-	-
MOOE		500	50	-	150	300	500	-	-	-	-	-
Regional Office IV-B - Proper		500	50	-	150	300	500	-	-	-	-	-
MOOE		500	50	-	150	300	500	-	-	-	-	-