


**QUARTERLY REPORT OF REVENUE AND OTHER RECEIPTS**  
As at the Quarter Ending March 31, 2023

Department : DEPARTMENT OF ENVIRONMENT AND NATURAL RESOURCES  
 Agency : Office of the Secretary  
 Operating Unit : ALL  
 Organization Code : 10 001 01 00000  
 Fund Cluster : 01 - Regular Agency Fund

CLASSIFICATION/SOURCES OF REVENUE AND OTHER RECEIPTS	UACS Code	REVENUE TARGET (Annual per BESF)	ACTUAL REVENUE AND OTHER RECEIPTS COLLECTIONS					Cumulative Remittance/ Deposits to Date			VARIANCE		REMARKS
			1st Quarter	2nd Quarter	3rd Quarter	4th Quarter	TOTAL	Remittance to BTR	Deposited with AGDB	TOTAL	Amount	%	
1	2	3	4	5	6	7	8=(4+5+6+7)	9	10	11=(9-10)	12=(8-3)	13=(12/3)	14
<b>A. Regular Agency Fund (Fund Cluster 01)</b>													
<b>A.1 Revenue Collections</b>		750,907,000.00	381,632,670.76	-	-	-	381,632,670.76	377,770,991.58	3,116,342.08	380,887,333.66	(369,274,329.24)	(49%)	
<b>A.1.1 Cash Revenue</b>		750,907,000.00	380,518,320.03	-	-	-	380,518,320.03	377,770,991.58	3,116,342.08	380,887,333.66	(370,388,679.97)	(49%)	
<b>Tax</b>													
Tax on Forest Products	40103060	16,336,000.00	6,502,667.05	-	-	-	6,502,667.05	6,501,555.55	-	6,501,555.55	(9,833,332.95)	(60%)	
<b>Non-Tax</b>													
<b>Service Income</b>		198,684,000.00	151,071,386.31	-	-	-	151,071,386.31	150,756,743.49	331,195.00	151,087,938.49	(47,612,613.69)	(24%)	
Permit Fees	40201010	29,693,000.00	80,857,855.94	-	-	-	80,857,855.94	80,857,815.94	-	80,857,815.94	51,164,855.94	172%	
Registration Fees	40201020	5,559,000.00	2,284,341.00	-	-	-	2,284,341.00	2,283,191.00	-	2,283,191.00	(3,274,659.00)	(59%)	
Clearance and Certification Fees	40201040	18,729,000.00	4,934,978.90	-	-	-	4,934,978.90	4,926,245.90	-	4,926,245.90	(13,794,021.10)	(74%)	
Licensing Fees	40201060	-	12,000.00	-	-	-	12,000.00	12,000.00	-	12,000.00	12,000.00		
Supervision and Regulation Enforcement Fees	40201070	18,612,000.00	16,908,109.88	-	-	-	16,908,109.88	16,908,109.88	-	16,908,109.88	(1,703,890.12)	(9%)	
Legal Fees	40201090	25,000.00	9,949.90	-	-	-	9,949.90	9,949.90	-	9,949.90	(15,050.10)	(60%)	
<b>Inspection Fees</b>	40201100	5,006,000.00	1,327,359.77	-	-	-	1,327,359.77	1,296,914.77	30,960.00	1,327,874.77	(3,678,640.23)	(73%)	*Deposit includes prior year collections of CAR and Region 7 that was remitted to BTr this year. *Deposit to AGDB refers to income of Region 2 which will be used by its inspection team.
Verification and Authentication Fees	40201110	6,606,000.00	2,710,694.05	-	-	-	2,710,694.05	2,710,345.05	-	2,710,345.05	(3,895,305.95)	(59%)	
Processing Fees	40201130	3,545,000.00	1,481,428.42	-	-	-	1,481,428.42	1,479,604.42	-	1,479,604.42	(2,063,571.58)	(58%)	
Fines and Penalties-Service Income	40201140	9,650,000.00	739,840.96	-	-	-	739,840.96	738,840.96	-	738,840.96	(8,910,159.04)	(92%)	
<b>Other Service Income</b>	40201990	101,259,000.00	39,804,827.49	-	-	-	39,804,827.49	39,533,725.67	300,235.00	39,833,960.67	(61,454,172.51)	(61%)	*Deposit includes prior year collections of CAR and Region 8 that was remitted to BTr this year. *Deposit to AGDB refers to income of Region 2 which will be used on its current operation.
<b>Business Income</b>		522,906,000.00	215,721,069.39	-	-	-	215,721,069.39	213,543,410.94	2,768,191.08	216,311,602.02	(307,184,930.61)	(59%)	
Seminar/Training Fees	40202040	-	124,200.00	-	-	-	124,200.00	124,200.00	-	124,200.00	124,200.00		
Rent/Lease Income	40202050	482,929,000.00	212,960,901.40	-	-	-	212,960,901.40	210,973,860.92	2,716,648.15	213,690,509.07	(269,968,098.60)	(56%)	*Deposit to AGDB refers to income of Region 2, Region 3, Region 5, and Region 8 which will be used on its current operation and maintenance.
Income from Hostels/Dormitories and Other Like Facilities	40202130	338,000.00	55,350.00	-	-	-	55,350.00	4,000.00	51,350.00	55,350.00	(282,650.00)	(84%)	*Deposit to AGDB refers to collections of Region 2 and Region 5 which will be used for its current operation and maintenance.
Interest Income	40202210	761,000.00	318,540.69	-	-	-	318,540.69	180,820.72	192.93	181,013.65	(442,459.31)	(58%)	
Fines and Penalties-Business Income	40202230	332,000.00	139,802.25	-	-	-	139,802.25	139,802.25	-	139,802.25	(192,197.75)	(58%)	
Other Business Income	40202990	18,534,000.00	2,122,275.05	-	-	-	2,122,275.05	2,120,727.05	-	2,120,727.05	(16,411,724.95)	(89%)	

CLASSIFICATION/SOURCES OF REVENUE AND OTHER RECEIPTS	UACS Code	REVENUE TARGET (Annual per BESF)	ACTUAL REVENUE AND OTHER RECEIPTS COLLECTIONS					Cumulative Remittance/Deposits to Date			VARIANCE		REMARKS
			1st Quarter	2nd Quarter	3rd Quarter	4th Quarter	TOTAL	Remittance to BTR	Deposited with AGDB	TOTAL	Amount	%	
1	2	3	4	5	6	7	8	9	10	11	12	13	14
<b>Shares</b>		-	256,461.67	-	-	-	256,461.67	256,461.67	-	256,461.67	256,461.67		
Share from National Wealth	40401010	-	256,461.67	-	-	-	256,461.67	256,461.67	-	256,461.67	256,461.67		
<b>Gains</b>		243,000.00	570,372.70	-	-	-	570,372.70	568,416.70	1,956.00	570,372.70	327,372.70	135%	
Gain on Sale of Property, Plant and Equipment	40501040	100,000.00	9,210.00	-	-	-	9,210.00	9,210.00	-	9,210.00	(90,790.00)	(91%)	
Gain on Sale of Unserviceable Property	40501130	93,000.00	506,162.70	-	-	-	506,162.70	504,206.70	1,956.00	506,162.70	413,162.70	444%	
Other Gains	40501990	50,000.00	55,000.00	-	-	-	55,000.00	55,000.00	-	55,000.00	5,000.00	10%	
<b>Other Non Operating Income</b>		12,738,000.00	6,396,362.91	-	-	-	6,396,362.91	6,144,403.23	15,000.00	6,159,403.23	(6,341,637.09)	(50%)	
Sale of Garnished/Confiscated/Abandoned/Seized Goods and Property	40601010	-	460,500.00	-	-	-	460,500.00	460,500.00	-	460,500.00	460,500.00		
Proceeds from Insurance/Indemnities	40699010	-	20,415.40	-	-	-	20,415.40	20,415.40	-	20,415.40	20,415.40		
Miscellaneous Income	40699990	12,738,000.00	5,915,447.51	-	-	-	5,915,447.51	5,663,487.83	15,000.00	5,678,487.83	(6,822,552.49)	(54%)	
<b>A.1.2 Non-Cash Revenue</b>		-	1,114,350.73	-	-	-	1,114,350.73	-	-	-	1,114,350.73		
<b>Non-Tax</b>		-	127,406.67	-	-	-	127,406.67	-	-	-	127,406.67		
<b>Gains</b>		-	127,406.67	-	-	-	127,406.67	-	-	-	127,406.67		
Other Gains	40501990	-	127,406.67	-	-	-	127,406.67	-	-	-	127,406.67		
<b>Other Non Operating Income</b>		-	986,944.06	-	-	-	986,944.06	-	-	-	986,944.06		
Miscellaneous Income	40699990	-	986,944.06	-	-	-	986,944.06	-	-	-	986,944.06		
<b>A.2 Non-Revenue Collections/Other Receipts</b>		-	16,006,347.94	-	-	-	16,006,347.94	6,121,293.20	10,056,704.41	16,177,997.61	16,006,347.94		
<b>A.2.1 Cash Receipts</b>		-	15,936,053.44	-	-	-	15,936,053.44	6,121,293.20	10,056,704.41	16,177,997.61	15,936,053.44		
<b>Others</b>		-	15,936,053.44	-	-	-	15,936,053.44	6,121,293.20	10,056,704.41	16,177,997.61	15,936,053.44		
Refund of cash advances		-	277,986.44	-	-	-	277,986.44	392,553.95	-	392,553.95	277,986.44		
Refund of overpayments		-	628,538.31	-	-	-	628,538.31	628,538.31	-	628,538.31	628,538.31		
Disallowances		-	108,634.32	-	-	-	108,634.32	108,634.32	-	108,634.32	108,634.32		
Others		-	14,920,894.37	-	-	-	14,920,894.37	4,991,566.62	10,056,704.41	15,048,271.03	14,920,894.37		
<b>A.2.2 Non-Cash Receipts</b>		-	70,294.50	-	-	-	70,294.50	-	-	-	70,294.50		
<b>Collections effected through outright deductions from</b>		-	70,294.50	-	-	-	70,294.50	-	-	-	70,294.50		
Disallowances		-	600.00	-	-	-	600.00	-	-	-	600.00		
Others		-	69,694.50	-	-	-	69,694.50	-	-	-	69,694.50		
<b>TOTAL</b>		750,907,000.00	397,639,018.70	-	-	-	397,639,018.70	383,892,284.78	13,173,046.49	397,065,331.27	(353,267,981.50)	(47%)	

Certified Correct:

  
**DIÑA M. NILLOSAN**  
 Department Chief Accountant  
*h m*

Recommending Approval:

  
**ANGELITO V. FONTANILLA**  
 Director, Financial Management Service

Approved by:

  
**ENGR. NONITA S. CAGUIOA**  
 Assistant Secretary for Finance, Information Systems and Mining Concerns

**QUARTERLY REPORT OF REVENUE AND OTHER RECEIPTS**  
As at the Quarter Ending March 31, 2023

Department : DEPARTMENT OF ENVIRONMENT AND NATURAL RESOURCES  
 Agency : Office of the Secretary  
 Operating Unit : ALL  
 Organization Code : 10 001 01 00000  
 Fund Cluster : 02 - Foreign Assisted Projects Fund

CLASSIFICATION/SOURCES OF REVENUE AND OTHER RECEIPTS	UACS Code	REVENUE TARGET (Annual per BESF)	ACTUAL REVENUE AND OTHER RECEIPTS COLLECTIONS					Cumulative Remittance/ Deposits to Date			VARIANCE		REMARKS
			1st Quarter	2nd Quarter	3rd Quarter	4th Quarter	TOTAL	Remittance to BTR	Deposited with AGDB	TOTAL	Amount	%	
1	2	3	4	5	6	7	8=(4+5+6+7)	9	10	11=(9-10)	12=(8-3)	13=(12/3)	14
<b>B. Foreign Assisted Projects Fund (Fund Cluster 02)</b>													
<b>B.1 Revenue Collections</b>		-	974.40	-	-	-	974.40	974.40	-	974.40	974.40		
<b>B.1.1 Cash Revenue</b>		-	974.40	-	-	-	974.40	974.40	-	974.40	974.40		
Non-Tax													
Gains		-	974.40	-	-	-	974.40	974.40	-	974.40	974.40		
Other Gains	40501990	-	974.40	-	-	-	974.40	974.40	-	974.40	974.40		
<b>B.2 Non-Revenue Collections/Other Receipts</b>		-	61,966.09	-	-	-	61,966.09	61,966.09	-	61,966.09	61,966.09		
<b>B.2.1 Cash Receipts</b>		-	61,966.09	-	-	-	61,966.09	61,966.09	-	61,966.09	61,966.09		
Others		-	61,966.09	-	-	-	61,966.09	61,966.09	-	61,966.09	61,966.09		
Refund of cash advances		-	20,825.20	-	-	-	20,825.20	20,825.20	-	20,825.20	20,825.20		
Disallowances		-	40,251.00	-	-	-	40,251.00	40,251.00	-	40,251.00	40,251.00		
Others		-	889.89	-	-	-	889.89	889.89	-	889.89	889.89		
<b>TOTAL</b>		-	62,940.49	-	-	-	62,940.49	62,940.49	-	62,940.49	62,940.49		

Certified Correct:

*Dina M. Nillosan*  
**DIÑA M. NILLOSAN**  
 Department Chief Accountant

*H m*

Recommending Approval:

*Angelito V. Fontanilla*  
**ANGELITO V. FONTANILLA**  
 Director, Financial Management Service

Approved by:

*Engr. Nonita S. Caguioa*  
**ENGR. NONITA S. CAGUIOA**  
 Assistant Secretary for Finance, Information Systems and Mining Concerns



QUARTERLY REPORT OF REVENUE AND OTHER RECEIPTS

FAR No. 5

As of the Quarter Ending March 31, 2023

Department : DEPARTMENT OF ENVIRONMENT AND NATURAL RESOURCES  
 Agency : Office of the Secretary  
 Operating Unit : ALL  
 Organization Code : 10 001 01 00000  
 Fund Cluster: 03 - SPECIAL ACCOUNTS - LOCALLY FUNDED / DOMESTIC GRANTS FUND

CLASSIFICATION/SOURCES OF REVENUE AND OTHER RECEIPTS	UACS Code	REVENUE TARGET Annual (as per BESF)	ACTUAL REVENUE AND OTHER RECEIPTS COLLECTIONS					Cumulative Remittance/ Deposits to Date			VARIANCE		REMARKS	
			1st Quarter	2nd Quarter	3rd Quarter	4th Quarter	TOTAL	Remittance to BTR	Deposited to AGDB	TOTAL	Amount	%		
														8=(4+5+6+7)
<b>C. Special Account - (Cluster 03)</b>														
<b>Fund 151</b>														
<b>A.1 Revenue Collections</b>		4,504,000.00	1,650,599.23	-	-	-	1,650,599.23	1,650,089.42	-	1,650,089.42	(2,853,400.77)	-63.35%		
<b>A.1.1 Cash Revenue</b>														
- Non-Tax														
Service Income		4,493,000.00	1,646,535.62	-	-	-	1,646,535.62	1,646,025.81	-	1,646,025.81	(2,846,464.38)	-63.35%		
Permit Fees	40201010	2,880,000.00	1,174,208.10	-	-	-	1,174,208.10	1,174,208.10	-	1,174,208.10	(1,705,791.90)	-59.23%		
Registration Fees	40201020	18,000.00	7,950.00	-	-	-	7,950.00	7,900.00	-	7,900.00	(10,050.00)	-55.83%		
Certification Fees	40201040	1,392,000.00	338,197.71	-	-	-	338,197.71	337,147.71	-	337,147.71	(1,053,802.29)	-75.70%		
Processing Fees	40201130	45,000.00	11,100.00	-	-	-	11,100.00	11,100.00	-	11,100.00	(33,900.00)	-75.33%		
Supervision & Reg. Enfor. Fees	40201070	20,000.00	34,300.00	-	-	-	34,300.00	34,300.00	-	34,300.00	14,300.00	71.50%		
Inspection Fees	40201100	108,000.00	76,520.00	-	-	-	76,520.00	77,120.00	-	77,120.00	(31,480.00)	-29.15%	Includes prior year undeposited collection from NCR.	
Verification & Authentication Fees	40201110	8,000.00	-	-	-	-	-	-	-	-	(8,000.00)	-100.00%		
Other Service Income	40201990	22,000.00	4,259.81	-	-	-	4,259.81	4,250.00	-	4,250.00	(17,740.19)	-80.64%		
<b>Other Non Operating Income</b>		11,000.00	4,063.61	-	-	-	4,063.61	4,063.61	-	4,063.61	(6,936.39)	-63.06%		
Miscellaneous Income	40609990	11,000.00	4,063.61	-	-	-	4,063.61	4,063.61	-	4,063.61	(6,936.39)	-63.06%		
<b>TOTAL</b>		4,504,000.00	1,650,599.23	-	-	-	1,650,599.23	1,650,089.42	-	1,650,089.42	(2,853,400.77)	-63.35%		
<b>C. Special Account - (Cluster 03)</b>														
<b>Fund 401-25%</b>														
<b>A.1 Revenue Collections</b>		69,176,000.00	61,558,555.78	-	-	-	61,558,555.78	61,611,786.84	3,675.00	61,615,461.84	(7,617,444.22)	-11.01%		
<b>A.1.1 Cash Revenue</b>														
- Non-Tax														
Service Income		57,150,000.00	58,563,571.13	-	-	-	58,563,571.13	58,587,747.19	-	58,587,747.19	1,413,571.13	2.47%		
Permit Fees	40201010	1,904,000.00	2,620,800.55	-	-	-	2,620,800.55	2,616,970.30	-	2,616,970.30	716,800.55	37.65%		
Registration Fees	40201020	5,000.00	137,175.00	-	-	-	137,175.00	137,175.00	-	137,175.00	132,175.00	2643.50%		
Certification Fees	40201040	25,000.00	7,292.50	-	-	-	7,292.50	7,292.50	-	7,292.50	(17,707.50)	-70.83%		
Processing Fees	40201130	50,000.00	6,262.50	-	-	-	6,262.50	6,262.50	-	6,262.50	(43,737.50)	-87.48%		
Fines and Penalties-Service Income	40201140	511,000.00	23,750.00	-	-	-	23,750.00	23,750.00	-	23,750.00	(487,250.00)	-95.35%		
Other Service Income	40201990	54,655,000.00	55,768,290.58	-	-	-	55,768,290.58	55,796,296.89	-	55,796,296.89	1,113,290.58	2.04%	Includes prior year undeposited collection from Region 7 and CAR.	
<b>Business Income</b>		12,026,000.00	2,993,234.65	-	-	-	2,993,234.65	3,024,039.65	3,675.00	3,027,714.65	(9,032,765.35)	-75.11%		
Rent/Lease Income	40202050	9,152,000.00	2,040,038.40	-	-	-	2,040,038.40	2,036,363.40	3,675.00	2,040,038.40	(7,111,961.60)	-77.71%		
Sales Revenue	40202160	2,056,000.00	636,646.75	-	-	-	636,646.75	671,126.75	-	671,126.75	(1,419,353.25)	-69.03%	Includes prior year undeposited collection from BMB.	
Other Business Income	40202990	818,000.00	316,549.50	-	-	-	316,549.50	316,549.50	-	316,549.50	(501,450.50)	-61.30%		
<b>Other Non Operating Income</b>		-	1,750.00	-	-	-	1,750.00	-	-	-	1,750.00			
Miscellaneous Income	40609990	-	1,750.00	-	-	-	1,750.00	-	-	-	1,750.00			
<b>A.2 Non-Revenue Collections/Other Receipts</b>			2,625.00	-	-	-	2,625.00	2,625.00	-	2,625.00	2,625.00			
<b>A.2.1 Cash Receipts</b>														
Others			2,625.00	-	-	-	2,625.00	2,625.00	-	2,625.00	2,625.00			
Miscellaneous Income	40609990		2,625.00	-	-	-	2,625.00	2,625.00	-	2,625.00	2,625.00			
<b>Sub-Total</b>		69,176,000.00	61,561,180.78	-	-	-	61,561,180.78	61,614,411.84	3,675.00	61,618,086.84	(7,614,819.22)	-11.01%		
<b>GRAND TOTAL</b>		73,680,000.00	63,211,780.01	-	-	-	63,211,780.01	63,264,501.26	3,675.00	63,268,176.26	(10,468,219.99)	-14.21%		

Certified Correct:

Recommending Approval:

Approved by:

*Diña M. Nillosan*  
**DIÑA M. NILLOSAN**  
 Department Chief Accountant

*Angelito V. Fontanilla*  
**ANGELITO V. FONTANILLA**  
 Director, Financial and Management Service

*Nonita S. Caguioa*  
**ENGR. NONITA S. CAGUIOA**  
 Assistant Secretary for Finance, Information Systems and Mining Concerns

**QUARTERLY REPORT OF REVENUE AND OTHER RECEIPTS**  
As at the Quarter Ending March 31, 2023

Department : DEPARTMENT OF ENVIRONMENT AND NATURAL RESOURCES  
 Agency : Office of the Secretary  
 Operating Unit : ALL  
 Organization Code : 10 001 01 00000  
 Fund Cluster : 04 - Special Account- Foreign Assisted/Foreign Grants Fund

CLASSIFICATION/SOURCES OF REVENUE AND OTHER RECEIPTS	UACS Code	REVENUE TARGET (Annual per BESF)	ACTUAL REVENUE AND OTHER RECEIPTS COLLECTIONS					Cumulative Remittance/ Deposits to Date			VARIANCE		REMARKS
			1st Quarter	2nd Quarter	3rd Quarter	4th Quarter	TOTAL	Remittance to BTR	Deposited with AGDB	TOTAL	Amount	%	
1	2	3	4	5	6	7	8=(4+5+6+7)	9	10	11=(9-10)	12=(8-3)	13=(12/3)	14
<b>No Transaction</b>													
D. Special Account- Foreign Assisted/Foreign Grants Fund (Fund Cluster 04)													
D.1 Revenue Collections													
D.1.1 Cash Revenue													
Non-Tax													
Service Income													
Permit Fees													
Registration Fees													
Registration Plates, Tags and Stickers Fees													
Clearance and Certification Fees													
Franchising Fees													
Licensing Fees													
Supervision and Regulation Enforcement Fees													
Spectrum Usage Fees													
Legal Fees													
Inspection Fees													
Verification and Authentication Fees													
Passport and Visa Fees													
Processing Fees													
Fines and Penalties-Service Income													
Other Service Income													
<b>TOTAL</b>													

Certified Correct:

Recommending Approval:

Approved by:

*D. M. Nillosan*  
**DIÑA M. NILLOSAN**  
 Department Chief Accountant

*Angelito V. Fontanilla*  
**ANGELITO V. FONTANILLA**  
 Director, Financial Management Service

*Engr. Nonita S. Caguioa*  
**ENGR. NONITA S. CAGUIOA**  
 Assistant Secretary for Finance, Information Systems and Mining

*A m*

**QUARTERLY REPORT OF REVENUE AND OTHER RECEIPTS**  
As of the Quarter Ending March 31, 2023

FAR No. 5


**Department :** DEPARTMENT OF ENVIRONMENT AND NATURAL RESOURCES  
**Agency :** Office of the Secretary  
**Operating Unit :** ALL  
**Organization Code :** 10 001 01 00000  
**Fund Cluster:** 05 - INTERNALLY GENERATED FUNDS

CLASSIFICATION/SOURCES OF REVENUE AND OTHER RECEIPTS	UACS Code	REVENUE TARGET Annual (as per BESF)	ACTUAL REVENUE AND OTHER RECEIPTS COLLECTIONS					Cumulative Remittance/ Deposits to Date			VARIANCE		REMARKS
			1st Quarter	2nd Quarter	3rd Quarter	4th Quarter	TOTAL 8=(4+5+6+7)	Remittance to/ Deposited to		TOTAL 11=(9+10)	Amount 12=(8-3)	% 13=(12/3)	
								BTR	AGDB				
1	2	3	4	5	6	7	9	10	11	12	13		
<b>E. Internally Generated Fund (Cluster 05)</b>													
<b>A.1 Revenue Collections</b>		<b>210,738,000.00</b>	<b>188,469,761.02</b>	-	-	-	<b>188,469,761.02</b>	-	<b>188,645,850.27</b>	<b>188,645,850.27</b>	<b>(22,268,238.98)</b>	<b>-10.57%</b>	
<b>A.1.1 Cash Revenue</b>													
- Non-Tax													
<b>Service Income</b>		<b>171,771,000.00</b>	<b>175,981,919.24</b>	-	-	-	<b>175,981,919.24</b>	-	<b>176,054,568.49</b>	<b>176,054,568.49</b>	<b>4,210,919.24</b>	<b>2.45%</b>	
Permit Fees	40201010	9,050,000.00	4,803,267.75	-	-	-	4,803,267.75	-	4,791,777.00	4,791,777.00	(4,246,732.25)	-46.93%	
Registration Fees	40201020	17,000.00	3,750.00	-	-	-	3,750.00	-	3,750.00	3,750.00	(13,250.00)	-77.94%	
Certification Fees	40201040	399,000.00	12,877.50	-	-	-	12,877.50	-	12,877.50	12,877.50	(386,122.50)	-96.77%	
Processing Fees	40201130	143,000.00	23,787.00	-	-	-	23,787.00	-	23,787.50	23,787.50	(119,213.00)	-83.37%	
Supervision & Reg. Enfor. Fees	40201070	4,505,000.00	6,982,436.25	-	-	-	6,982,436.25	-	7,045,639.50	7,045,639.50	2,477,436.25	54.99%	
Fines and Penalties-Service Income	40201140	223,000.00	67,500.00	-	-	-	67,500.00	-	67,500.00	67,500.00	(155,500.00)	-69.73%	
Other Service Income	40201990	157,434,000.00	164,088,300.74	-	-	-	164,088,300.74	-	164,109,236.99	164,109,236.99	6,654,300.74	4.23%	
<b>Business Income</b>		<b>38,967,000.00</b>	<b>12,449,489.56</b>	-	-	-	<b>12,449,489.56</b>	-	<b>12,552,929.56</b>	<b>12,552,929.56</b>	<b>(26,517,510.44)</b>	<b>-68.05%</b>	
Rent/Lease Income	40202050	30,346,000.00	9,589,703.99	-	-	-	9,589,703.99	-	9,589,703.99	9,589,703.99	(20,756,296.01)	-68.40%	
Sales Revenue	40202160	6,167,000.00	1,909,931.25	-	-	-	1,909,931.25	-	2,013,371.25	2,013,371.25	(4,257,068.75)	-69.03%	
Interest Income	40202210	-	205.82	-	-	-	205.82	-	205.82	205.82	205.82		
Other Business Income	40202990	2,454,000.00	949,648.50	-	-	-	949,648.50	-	949,648.50	949,648.50	(1,504,351.50)	-61.30%	
<b>Other Non Operating Income</b>		<b>-</b>	<b>38,352.22</b>	-	-	-	<b>38,352.22</b>	-	<b>38,352.22</b>	<b>38,352.22</b>	<b>38,352.22</b>		
Miscellaneous Income	40609990	-	38,352.22	-	-	-	38,352.22	-	38,352.22	38,352.22	38,352.22		
<b>A.2 Non-Revenue Collections/Other Receipts</b>			<b>10,620.00</b>	-	-	-	<b>10,620.00</b>	-	<b>10,620.00</b>	<b>10,620.00</b>	<b>10,620.00</b>		
<b>A.2.1 Cash Receipts</b>													
<b>Others</b>			<b>10,620.00</b>	-	-	-	<b>10,620.00</b>	-	<b>10,620.00</b>	<b>10,620.00</b>	<b>10,620.00</b>		
Other Receivables	10305990	-	4,120.00	-	-	-	4,120.00	-	4,120.00	4,120.00	4,120.00		
Other Unearned Revenue	20502990	-	4,875.00	-	-	-	4,875.00	-	4,875.00	4,875.00	4,875.00		
Other Payables	29999990	-	1,625.00	-	-	-	1,625.00	-	1,625.00	1,625.00	1,625.00		
<b>TOTAL</b>		<b>210,738,000.00</b>	<b>188,480,381.02</b>	-	-	-	<b>188,480,381.02</b>	-	<b>188,656,470.27</b>	<b>188,656,470.27</b>	<b>(22,257,618.98)</b>	<b>-10.56%</b>	

Certified Correct:

  
**DINA M. NILLOSAN**  
Department Chief Accountant

Recommending Approval:

  
**ANGELITO V. FONTANILLA**  
Director, Financial and Management Service

Approved by:

  
**ENGR. NONITA S. CAGUIOA**  
Assistant Secretary for Finance, Information Systems and Mining Concerns



**QUARTERLY REPORT OF REVENUE AND OTHER RECEIPTS**  
As at the Quarter Ending March 31, 2023

Department : DEPARTMENT OF ENVIRONMENT AND NATURAL RESOURCES  
 Agency : Office of the Secretary  
 Operating Unit : ALL  
 Organization Code : 10 001 01 00000  
 Fund Cluster : 06 - Business Related Funds

CLASSIFICATION/SOURCES OF REVENUE AND OTHER RECEIPTS	UACS Code	REVENUE TARGET (Annual per BESF)	ACTUAL REVENUE AND OTHER RECEIPTS COLLECTIONS					Cumulative Remittance/ Deposits to Date			VARIANCE		REMARKS
			1st Quarter	2nd Quarter	3rd Quarter	4th Quarter	TOTAL	Remittance to BTR	Deposited with AGDB	TOTAL	Amount	%	
1	2	3	4	5	6	7	8=(4+5+6+7)	9	10	11=(9-10)	12=(8-3)	13=(12/3)	14
<b>F. Business Related Funds (Fund Cluster 06)</b>													
<b>F.1 Revenue Collections</b>		1,523,000.00	510,841.92	-	-	-	510,841.92	-	517,041.92	517,041.92	(1,012,158.08)	(66%)	
<b>F.1.1 Cash Revenue</b>		1,523,000.00	510,841.92	-	-	-	510,841.92	-	517,041.92	517,041.92	(1,012,158.08)	(66%)	
<b>Non-Tax</b>													
<b>Business Income</b>		1,523,000.00	510,841.92	-	-	-	510,841.92	-	517,041.92	517,041.92	(1,012,158.08)	(66%)	
Income from Hostels/Dormitories and Other Like Facilities	40202130	1,523,000.00	510,841.92	-	-	-	510,841.92	-	517,041.92	517,041.92	(1,012,158.08)	(66%)	
<b>TOTAL</b>		<b>1,523,000.00</b>	<b>510,841.92</b>	<b>-</b>	<b>-</b>	<b>-</b>	<b>510,841.92</b>	<b>-</b>	<b>517,041.92</b>	<b>517,041.92</b>	<b>(1,012,158.08)</b>	<b>(66%)</b>	

Certified Correct:

*Dina M. Nillosan*  
**DIÑA M. NILLOSAN**  
 Department Chief Accountant  
*A M*

Recommending Approval:

*Angelito V. Fontanilla*  
**ANGELITO V. FONTANILLA**  
 Director, Financial Management Service

Approved by:

*Engr. Nonita S. Caguioa*  
**ENGR. NONITA S. CAGUIOA**  
 Assistant Secretary for Finance, Information Systems and Mining Concerns

**QUARTERLY REPORT OF REVENUE AND OTHER RECEIPTS**  
As at the Quarter Ending March 31, 2023


Department : DEPARTMENT OF ENVIRONMENT AND NATURAL RESOURCES  
 Agency : Office of the Secretary  
 Operating Unit : ALL  
 Organization Code : 10 001 01 00000  
 Fund Cluster : 07 - Trust Receipts

CLASSIFICATION/SOURCES OF REVENUE AND OTHER RECEIPTS	UACS Code	REVENUE TARGET (Annual per BESF)	ACTUAL REVENUE AND OTHER RECEIPTS COLLECTIONS					Cumulative Remittance/ Deposits to Date			VARIANCE		REMARKS
			1st Quarter	2nd Quarter	3rd Quarter	4th Quarter	TOTAL	Remittance to BTR	Deposited with AGDB	TOTAL	Amount	%	
1	2	3	4	5	6	7	8=(4+5+6+7)	9	10	11=(9-10)	12=(8-3)	13=(12/3)	14
<b>G. Trust Receipts (Fund Cluster 07)</b>													
<b>G.1 Inter-Agency Transferred Funds (IATF) Deposited with the National Due to NGAs</b>		-	17,412,179.93	-	-	-	17,412,179.93	17,412,179.93	-	17,412,179.93	17,412,179.93		
		-	17,412,179.93	-	-	-	17,412,179.93	17,412,179.93	-	17,412,179.93	17,412,179.93		
<b>G.2 Other Trust Receipts Deposited with the National Treasury</b>		-	<b>2,381,221.14</b>	-	-	-	<b>2,381,221.14</b>	<b>1,867,495.07</b>	<b>507,386.57</b>	<b>2,374,881.64</b>	<b>2,381,221.14</b>		
Performance Bond		-	401,165.00	-	-	-	401,165.00	401,165.00	-	401,165.00	401,165.00		
Due from Officers and Employees		-	397.70	-	-	-	397.70	397.70	-	397.70	397.70		
Cash Bond		-	193,000.00	-	-	-	193,000.00	193,000.00	-	193,000.00	193,000.00		
Seminar Training		-	41,800.00	-	-	-	41,800.00	41,800.00	-	41,800.00	41,800.00		
Proceeds from sale of Bid Documents		-	34,000.00	-	-	-	34,000.00	34,000.00	-	34,000.00	34,000.00		
INREMP disallowance		-	18,000.00	-	-	-	18,000.00	18,000.00	-	18,000.00	18,000.00		
Proceeds from sale of Bid Documents		-	60,000.00	-	-	-	60,000.00	60,000.00	-	60,000.00	60,000.00		
Other Payables (Project HOPE)		-	1,469,548.44	-	-	-	1,469,548.44	955,822.37	507,386.57	1,463,208.94	1,469,548.44		Project HOPE collections deposited to AGDB and subsequently remitted to BTr. An amount of P6,339.50 was remitted to insurance companies (MRI).
Other Trust Receipts		-	163,310.00	-	-	-	163,310.00	163,310.00	-	163,310.00	163,310.00		
<b>G.3 Trust Receipts Deposited with Authorized Government Depository Banks</b>		-	<b>3,624,777.51</b>	-	-	-	<b>3,624,777.51</b>	-	<b>3,621,852.51</b>	<b>3,621,852.51</b>	<b>3,624,777.51</b>		
Proceeds from sale of bid documents		-	81,000.00	-	-	-	81,000.00	-	81,000.00	81,000.00	81,000.00		
Due to Bureaus		-	2,465,880.00	-	-	-	2,465,880.00	-	2,465,880.00	2,465,880.00	2,465,880.00		
Due to Officers and Employees		-	10,000.00	-	-	-	10,000.00	-	10,000.00	10,000.00	10,000.00		
Registration Fees		-	596,600.00	-	-	-	596,600.00	-	596,600.00	596,600.00	596,600.00		
Inspection/Inventory Fees		-	5,120.00	-	-	-	5,120.00	-	5,120.00	5,120.00	5,120.00		
Plantation Establishment		-	156,638.20	-	-	-	156,638.20	-	156,638.20	156,638.20	156,638.20		
Interest Income		-	1,322.31	-	-	-	1,322.31	-	1,322.31	1,322.31	1,322.31		
Reproduction Survey Plan Trust/LCCA		-	279,156.00	-	-	-	279,156.00	-	276,231.00	276,231.00	279,156.00		
Performance Bond		-	29,061.00	-	-	-	29,061.00	-	29,061.00	29,061.00	29,061.00		
<b>TOTAL</b>		-	<b>23,418,178.58</b>	-	-	-	<b>23,418,178.58</b>	<b>19,279,675.00</b>	<b>4,129,239.08</b>	<b>23,408,914.08</b>	<b>23,418,178.58</b>		

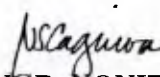
Certified Correct:

  
**DIÑA M. NILLOSAN**  
 Department Chief Accountant  


Recommending Approval:

  
**ANGELITO V. FONTANILLA**  
 Director, Financial Management Service

Approved by:

  
**ENGR. NONITA S. CAGUIOA**  
 Assistant Secretary for Finance, Information Systems and Mining Concerns