

MONTHLY REPORT OF DISBURSEMENTS
For the month of May 2023

Department: Department of Environment and Natural Resources (DENR)
 Agency: Office of the Secretary
 Operating Unit: ALL
 Organization Code: 10 001 0100000
 Fund Cluster: 01 - Regular Agency Fund


Particulars	Current Year Budget					Prior Year's Budget											SUB-TOTAL	Trust Liabilities				Grand Total					Remarks
	PS	MOOE	FinEx	CO	TOTAL	Prior Year's Accounts Payable					Current Year's Accounts Payable					TOTAL		PS	MOOE	CO	TOTAL	PS	MOOE	FinEx	CO	TOTAL	
						PS	MOOE	FinEx	CO	Sub-Total	PS	MOOE	FinEx	CO	Sub-Total												
1	2	3	4	5	6=(2+3+4+5)	7	8	9	10	11=(7+8+9+10)	12	13	14	15	16=(12+13+14+15)	17=(11+16)	18=(6+17)	19	20	21	22=(19+20+21)	23	24	25	26	27=(23+24+25+26)	28
CASH DISBURSEMENTS	976,275,384.42	466,087,340.62	-	107,995,675.59	1,550,358,400.63	3,543,875.52	31,112,695.67	-	33,013,214.57	67,569,785.76	-	5,754,239.30	-	4,267,667.83	10,021,907.13	77,691,692.89	1,628,050,093.52	-	-	-	-	979,819,259.94	502,954,275.59	-	145,276,557.99	1,628,050,093.52	
Notice of Cash Allocation (NCA)	965,895,161.65	457,573,005.93	-	101,189,146.17	1,524,657,315.75	3,543,875.52	31,004,783.62	-	33,013,214.57	67,561,873.71	-	5,628,541.51	-	3,071,548.62	8,700,091.13	76,261,964.84	1,600,919,280.59	-	-	-	-	969,439,037.17	494,206,331.06	-	137,273,912.36	1,600,919,280.59	
MDS Checks Issued	122,008,458.17	61,540,458.74	-	27,653,852.93	211,202,769.84	215,645.17	6,284,270.09	-	4,970,454.36	11,470,389.62	-	1,440,453.52	-	112,942.02	1,553,395.54	13,023,785.16	224,226,536.00	-	-	-	-	122,224,103.34	69,265,182.35	-	32,737,249.31	224,226,535.00	
Advice to Debit Account	843,866,703.48	396,032,547.19	-	73,535,295.24	1,313,454,545.91	3,328,230.35	24,720,513.53	-	28,042,760.21	56,091,504.09	-	4,198,087.89	-	2,958,607.60	7,148,695.59	63,238,198.68	1,376,092,745.59	-	-	-	-	847,214,933.83	424,941,148.71	-	104,536,663.05	1,376,692,745.59	
Notice of Transfer Allocations (NTA)	10,380,222.77	8,514,334.69	-	6,806,527.42	25,701,084.88	-	107,912.05	-	-	107,912.05	-	125,697.79	-	1,196,118.21	1,321,816.00	1,429,728.05	27,130,812.93	-	-	-	-	10,380,222.77	8,747,944.53	-	8,002,645.63	27,130,812.93	
MDS Checks Issued	1,252,405.18	2,360,409.86	-	6,806,527.42	10,419,342.46	-	-	-	-	-	-	-	-	1,196,118.21	1,196,118.21	1,196,118.21	11,615,400.67	-	-	-	-	1,252,405.18	2,360,409.86	-	8,002,645.63	11,615,460.67	
Advice to Debit Account	9,127,817.59	6,153,924.83	-	-	15,281,742.42	-	107,912.05	-	-	107,912.05	-	125,697.79	-	-	125,697.79	233,609.84	15,515,352.26	-	-	-	-	9,127,817.59	6,387,534.67	-	-	15,515,352.26	
Working Fund for FAPs	-	-	-	-	-	-	-	-	-	-	-	-	-	-	-	-	-	-	-	-	-	-	-	-	-	-	
Cash Disbursement Ceiling (CDC)	-	-	-	-	-	-	-	-	-	-	-	-	-	-	-	-	-	-	-	-	-	-	-	-	-	-	
TOTAL CASH DISBURSEMENTS	976,275,384.42	466,087,340.62	-	107,995,675.59	1,550,358,400.63	3,543,875.52	31,112,695.67	-	33,013,214.57	67,689,785.76	-	5,754,239.30	-	4,267,667.83	10,021,907.13	77,691,692.89	1,628,050,093.52	-	-	-	-	979,819,259.94	502,954,275.59	-	145,276,557.99	1,628,050,093.52	
NON-CASH DISBURSEMENTS	27,962,073.96	9,122,112.19	-	2,861,325.66	39,945,511.81	3,628.36	1,602,347.10	-	1,146,879.78	2,752,855.24	-	172,738.02	-	172,947.86	345,685.88	3,098,541.12	43,044,052.93	-	-	-	-	27,965,702.32	10,897,197.31	-	4,181,153.30	43,044,052.93	
Tax Remittance Advices Issued (TRA)	27,960,073.96	9,120,290.63	-	2,861,325.66	39,941,690.25	3,628.36	1,602,347.10	-	1,146,879.78	2,752,855.24	-	172,738.02	-	172,947.86	345,685.88	3,098,541.12	43,040,231.37	-	-	-	-	27,963,702.32	10,895,375.75	-	4,181,153.30	43,040,231.37	
Non-Cash Availment Authority (NCAA)	-	-	-	-	-	-	-	-	-	-	-	-	-	-	-	-	-	-	-	-	-	-	-	-	-	-	
Disbursements effected through outright deductions from claims (please specify...)	2,000.00	1,821.56	-	-	3,821.56	-	-	-	-	-	-	-	-	-	-	-	3,821.56	-	-	-	-	2,000.00	1,821.56	-	-	3,821.56	
Overpayment of expenses (e.g. personnel benefits)	2,000.00	1,821.56	-	-	3,821.56	-	-	-	-	-	-	-	-	-	-	-	3,821.56	-	-	-	-	2,000.00	1,821.56	-	-	3,821.56	
Restitution for loss of government property	-	-	-	-	-	-	-	-	-	-	-	-	-	-	-	-	-	-	-	-	-	-	-	-	-	-	
Liquidated damages and similar claims	-	-	-	-	-	-	-	-	-	-	-	-	-	-	-	-	-	-	-	-	-	-	-	-	-	-	
Others (TEF BTR Documentary Stamp Tax etc.)	-	-	-	-	-	-	-	-	-	-	-	-	-	-	-	-	-	-	-	-	-	-	-	-	-	-	
TOTAL NON-CASH DISBURSEMENTS	27,962,073.96	9,122,112.19	-	2,861,325.66	39,945,511.81	3,628.36	1,602,347.10	-	1,146,879.78	2,752,855.24	-	172,738.02	-	172,947.86	345,685.88	3,098,541.12	43,044,052.93	-	-	-	-	27,965,702.32	10,897,197.31	-	4,181,153.30	43,044,052.93	
GRAND TOTAL	1,004,237,458.38	475,209,452.81	-	110,857,001.25	1,590,303,912.44	3,547,603.88	32,715,042.77	-	34,160,094.35	70,422,641.00	-	5,926,977.32	-	4,440,615.69	10,367,593.01	80,790,234.01	1,671,094,146.45	-	-	-	-	1,007,784,962.26	513,851,472.90	-	149,457,711.29	1,671,094,146.45	

SUMMARY

Particulars	Previous Report (2)	This Month (3)	As at Date (4)
Total Disbursement Authorities Received	6,347,523,097.75	1,890,751,521.82	8,238,274,619.57
NCA	5,791,400,741.00	1,666,630,993.35	7,478,031,734.35
NTA	377,578,603.70	161,080,297.10	538,656,900.80
Working Fund	-	-	-
TRA	178,545,753.05	43,040,231.37	221,585,984.42
CDC	-	-	-
NCAA	-	-	-
Less: Notice of Transfer of Allocations (NTA)* issued	375,619,323.70	185,399,844.10	561,018,967.80
Total Disbursement Authorities Available	5,971,903,774.05	1,705,351,677.72	7,677,255,651.77
Less:			
Lapsed NCA	964,345.64	-	964,345.64
Disbursements	4,542,766,544.90	1,671,094,146.45	6,213,860,691.35
Less: Other Non-Cash Disbursements	17,100.00	3,821.56	20,921.56
Disbursements effected through outright deductions from claims	17,100.00	3,821.56	20,921.56
*** Overpayment of expenses (e.g. personnel benefits)	17,100.00	3,821.56	20,921.56
Restitution for loss of government property	-	-	-
Liquidated damages and similar claims	-	-	-
Others (e.g. TEF BTR Docs Stamp etc.)	-	-	-
Add/less: Adjustments (e.g. canceled/staled checks)	663,446.14	95,559.53	759,005.67
Balance of Disbursement Authorities as at date	1,428,853,429.65	34,357,112.36	1,463,210,542.01
Total Disbursements Program	5,972,567,220.19	1,705,447,437.25	7,678,014,657.44
Less: **Actual Disbursements	4,542,746,444.50	1,671,090,324.89	6,213,839,769.39
(Over)/Under spending	1,429,817,775.29	34,357,112.36	1,464,174,887.65

Notes: * The use of NTA is discouraged
 ** Amounts should tally with the grand total disbursement (column 27).
 *** Other Non-Cash Disbursements is from CAR.


Certified Correct:


DIÑA M. NILLOSAN
 Agency Chief Accountant
 Date: / /

Recommending Approval:


IMELDA R. DELA CRUZ
 OIC Director, Financial and Management Service
 Date: / /

Approved by:


ENGR. NONITA S. CAGUIOA
 Assistant Secretary
 Finance, Information Systems and Mining Concerns
 Date: / /

MONTHLY REPORT OF DISBURSEMENTS
For the month of May 2023

Department: Department of Environment and Natural Resources (DENR)
 Agency: Office of the Secretary
 Operating Unit: ALL
 Organization Code: 10 001 010000
 Fund Cluster: 02 - Foreign Assisted Projects Fund (GOP)
 Fund Cluster: 02 - Foreign Assisted Projects Fund (GOP)

Particulars	Current Year Budget					Prior Year's Budget					Current Year's Accounts Payable					Prior Year's Accounts Payable					Grand Total	Remarks													
	PS	MOOE	Finex	CO	TOTAL	PS	MOOE	Finex	CO	TOTAL	PS	MOOE	Finex	CO	TOTAL	PS	MOOE	Finex	CO	TOTAL															
CASH DISBURSEMENTS	1	2	3	4	5	6=(2+3+4+5)	7	8	9	10	11=(7+8+9+10)	12	13	14	15	16=(12+13+14+15)	17=(11+16)	18=(6+17)	19	20	21	22=(19+20+21)	23	24	25	26	27=(23+24+25+26)	28							
Notice of Cash Allocation (NCA)	-	-	5,222,460.82	-	-	5,222,460.82	-	964,103.79	-	415,863.50	1,379,967.29	-	125,360.05	-	17,992.18	143,352.23	1,523,319.52	-	6,745,780.34	-	-	-	-	6,311,924.69	-	-	433,855.69	-	6,745,780.34	-					
MOS Checks Issued	-	-	-	-	-	-	-	-	-	-	-	-	-	-	-	-	-	-	-	-	-	-	-	-	-	-	-	-	-	-					
Advance to Debit Account	-	-	-	-	-	-	-	-	-	-	-	-	-	-	-	-	-	-	-	-	-	-	-	-	-	-	-	-	-	-					
Notice of Transfer Allocations (NTA)	-	-	5,222,460.82	-	-	5,222,460.82	-	964,103.79	-	415,863.50	1,379,967.29	-	125,360.05	-	17,992.18	143,352.23	1,523,319.52	-	6,745,780.34	-	-	-	-	6,311,924.69	-	-	433,855.69	-	6,745,780.34	-					
MOS Checks Issued	-	-	750,565.96	-	-	750,565.96	-	46,339.00	-	280,245.81	325,583.91	-	112,860.05	-	17,992.18	130,852.23	456,436.14	-	1,207,002.10	-	-	-	-	808,794.01	-	-	288,238.09	-	1,207,002.10	-					
Advance to Debit Account	-	-	4,471,894.86	-	-	4,471,894.86	-	918,765.79	-	135,617.69	1,054,383.38	-	12,500.00	-	12,500.00	12,500.00	1,066,893.38	-	5,538,778.24	-	-	-	-	5,403,180.65	-	-	135,617.59	-	5,538,778.24	-					
Working Fund for FAPs	-	-	-	-	-	-	-	-	-	-	-	-	-	-	-	-	-	-	-	-	-	-	-	-	-	-	-	-	-	-	-				
Cash Disbursement Ceiling (COC)	-	-	-	-	-	-	-	-	-	-	-	-	-	-	-	-	-	-	-	-	-	-	-	-	-	-	-	-	-	-	-	-			
TOTAL CASH DISBURSEMENTS	-	-	5,222,460.82	-	-	5,222,460.82	-	964,103.79	-	415,863.50	1,379,967.29	-	125,360.05	-	17,992.18	143,352.23	1,523,319.52	-	6,745,780.34	-	-	-	-	6,311,924.69	-	-	433,855.69	-	6,745,780.34	-					
NON-CASH DISBURSEMENTS	-	-	77,394.09	-	-	77,394.09	-	468.22	-	743,014.53	743,482.75	-	-	-	-	-	743,482.75	-	820,876.84	-	-	-	-	77,602.31	-	-	743,014.53	-	820,876.84	-					
Tax Remittance Advance Issued (TRA)	-	-	-	-	-	-	-	-	-	-	-	-	-	-	-	-	-	-	-	-	-	-	-	-	-	-	-	-	-	-	-	-			
Non-Cash Advancement Authority (NCAA)	-	-	-	-	-	-	-	-	-	-	-	-	-	-	-	-	-	-	-	-	-	-	-	-	-	-	-	-	-	-	-	-	-		
Disbursements effected through outright deduction	-	-	-	-	-	-	-	-	-	-	-	-	-	-	-	-	-	-	-	-	-	-	-	-	-	-	-	-	-	-	-	-	-		
Overpayment of expenses (e.g. personal benefit)	-	-	-	-	-	-	-	-	-	-	-	-	-	-	-	-	-	-	-	-	-	-	-	-	-	-	-	-	-	-	-	-	-		
Restitution for loss of government property	-	-	-	-	-	-	-	-	-	-	-	-	-	-	-	-	-	-	-	-	-	-	-	-	-	-	-	-	-	-	-	-	-	-	
Liquidated damages and similar claims	-	-	-	-	-	-	-	-	-	-	-	-	-	-	-	-	-	-	-	-	-	-	-	-	-	-	-	-	-	-	-	-	-	-	
Others (e.g. TEF-BT Docs Stamp etc.)	-	-	-	-	-	-	-	-	-	-	-	-	-	-	-	-	-	-	-	-	-	-	-	-	-	-	-	-	-	-	-	-	-	-	
Adjustment Adjustments (e.g. cancelled checks)	-	-	-	-	-	-	-	-	-	-	-	-	-	-	-	-	-	-	-	-	-	-	-	-	-	-	-	-	-	-	-	-	-	-	
Balance of Disbursement Authorities as at date	-	-	-	-	-	-	-	-	-	-	-	-	-	-	-	-	-	-	-	-	-	-	-	-	-	-	-	-	-	-	-	-	-	-	
Total Disbursements Program	-	-	-	-	-	-	-	-	-	-	-	-	-	-	-	-	-	-	-	-	-	-	-	-	-	-	-	-	-	-	-	-	-	-	-
Less: Actual Disbursements	-	-	-	-	-	-	-	-	-	-	-	-	-	-	-	-	-	-	-	-	-	-	-	-	-	-	-	-	-	-	-	-	-	-	-
(Over)/Under spending	-	-	-	-	-	-	-	-	-	-	-	-	-	-	-	-	-	-	-	-	-	-	-	-	-	-	-	-	-	-	-	-	-	-	-
Notes: * The use of TRA is discouraged																																			
** Amounts should tally with the grand total disbursement (column 27).																																			
*** Other Non-Cash Disbursements is from CAR.																																			


Particulars	Previous Report		This Month		As at Date	
	(1)	(2)	(3)	(4)	(5)	(6)
TOTAL CASH DISBURSEMENTS	69,607,306.99	15,442,878.84	15,442,878.84	85,050,185.83	85,050,185.83	85,050,185.83
TOTAL NON-CASH DISBURSEMENTS	31,868,000.00	7,311,000.00	7,311,000.00	38,173,000.00	38,173,000.00	38,173,000.00
GRAND TOTAL	101,475,306.99	22,753,878.84	22,753,878.84	123,223,185.83	123,223,185.83	123,223,185.83

Certified Correct:

 DINIA M. NILLOSAN
 Agency Chief Accountant
 Date: 5/10/23

Recommending Approval:

 MELIDA R. DELA CRUZ
 OIC Director, Financial and Management Service
 Date: 5/10/23

Approved by:

 ENGR. NONITA S. CAGUIOA
 Assistant Secretary
 Finance, Information Systems and Mining Concerns
 Date: 5/10/23

MONTHLY REPORT OF DISBURSEMENTS
For the month of May 2023

Department: Department of Environment and Natural Resources (DENR)
 Agency: Office of the Secretary
 Operating Unit: ALL
 Organization Code: 10 001 0180000
 Fund Cluster: 02 - Foreign Assisted Projects Fund (1P)

Particulars	Current Year Budget					Prior Year's Budget					Current Year's Budget					Prior Year's Budget					SUB-TOTAL	Total Liabilities					Grand Total	Remarks
	PS	MOOE	FINEX	CO	TOTAL	PS	MOOE	FINEX	CO	TOTAL	PS	MOOE	FINEX	CO	TOTAL	PS	MOOE	FINEX	CO	TOTAL		PS	MOOE	FINEX	CO	TOTAL		
CASH DISBURSEMENTS	1	2	3	4	5	6=(2+3+4+5)	7	8	9	10	11=(7+8+9+10)	12	13	14	15	16=(12+13+14+15)	17=(11+16)	18=(6+17)	19	20	21	22=(19+20+21)	23	24	25	26	27=(23+24+25+26)	28
Notice of Cash Allocation (NCA)	-	-	204,930.00	-	-	204,930.00	69,735.75	136,391.06	-	13,061,536.22	13,267,663.03	-	140,976.00	-	1,781,223.60	1,922,201.60	15,189,864.63	15,394,794.63	-	-	-	80,735.75	482,297.06	-	-	14,842,761.82	15,394,794.63	-
MDS Checks Issued	-	-	-	-	-	-	-	-	-	-	-	-	-	-	-	-	-	-	-	-	-	-	-	-	-	-	-	-
Advice to Debit Account	-	-	-	-	-	-	-	-	-	-	-	-	-	-	-	-	-	-	-	-	-	-	-	-	-	-	-	-
Notice of Transfer Allocations (NTA)	-	-	-	-	-	-	-	-	-	-	-	-	-	-	-	-	-	-	-	-	-	-	-	-	-	-	-	-
MDS Checks Issued	-	-	-	-	-	-	-	-	-	-	-	-	-	-	-	-	-	-	-	-	-	-	-	-	-	-	-	-
Advice to Debit Account	-	-	-	-	-	-	-	-	-	-	-	-	-	-	-	-	-	-	-	-	-	-	-	-	-	-	-	-
Working Fund for FAPs	-	-	204,930.00	-	-	204,930.00	69,735.75	136,391.06	-	13,061,536.22	13,267,663.03	-	140,976.00	-	1,781,223.60	1,922,201.60	15,189,864.63	15,394,794.63	-	-	-	80,735.75	482,297.06	-	-	14,842,761.82	15,394,794.63	-
Cash Disbursement Ceiling (CDC)	-	-	-	-	-	-	-	-	-	-	-	-	-	-	-	-	-	-	-	-	-	-	-	-	-	-	-	-
TOTAL CASH DISBURSEMENTS	-	-	204,930.00	-	-	204,930.00	69,735.75	136,391.06	-	13,061,536.22	13,267,663.03	-	140,976.00	-	1,781,223.60	1,922,201.60	15,189,864.63	15,394,794.63	-	-	-	80,735.75	482,297.06	-	-	14,842,761.82	15,394,794.63	-
NON-CASH DISBURSEMENTS	-	-	-	-	-	-	-	-	-	-	-	-	-	-	-	-	-	-	-	-	-	-	-	-	-	-	-	-
Tax Remittance Advice Issued (TRA)	-	-	-	-	-	-	-	-	-	-	-	-	-	-	-	-	-	-	-	-	-	-	-	-	-	-	-	-
Non-Cash Awardment Authority (NCAA)	-	-	-	-	-	-	-	-	-	-	-	-	-	-	-	-	-	-	-	-	-	-	-	-	-	-	-	-
Disbursements effected through outright deduction	-	-	-	-	-	-	-	-	-	-	-	-	-	-	-	-	-	-	-	-	-	-	-	-	-	-	-	-
Overpayment of expense (e.g. personal benefit)	-	-	-	-	-	-	-	-	-	-	-	-	-	-	-	-	-	-	-	-	-	-	-	-	-	-	-	-
Rehabilitation for loss of government property	-	-	-	-	-	-	-	-	-	-	-	-	-	-	-	-	-	-	-	-	-	-	-	-	-	-	-	-
Liquidated damages and similar claims	-	-	-	-	-	-	-	-	-	-	-	-	-	-	-	-	-	-	-	-	-	-	-	-	-	-	-	-
Others (e.g. TEF BT, Docs Stamp etc.)	-	-	-	-	-	-	-	-	-	-	-	-	-	-	-	-	-	-	-	-	-	-	-	-	-	-	-	-
Other (TEF BT- Documentary Stamp Tax etc.)	-	-	-	-	-	-	-	-	-	-	-	-	-	-	-	-	-	-	-	-	-	-	-	-	-	-	-	-
TOTAL NON-CASH DISBURSEMENTS	-	-	-	-	-	-	-	-	-	-	-	-	-	-	-	-	-	-	-	-	-	-	-	-	-	-	-	-
GRAND TOTAL	-	-	204,930.00	-	-	204,930.00	69,735.75	136,391.06	-	13,061,536.22	13,267,663.03	-	140,976.00	-	1,781,223.60	1,922,201.60	15,189,864.63	15,394,794.63	-	-	-	80,735.75	482,297.06	-	-	14,842,761.82	15,394,794.63	-

Particulars	(1)	Previous Report (2)	This Month (3)	As at Date (4)	Current Year Budget					Prior Year's Budget					SUB-TOTAL	Total Liabilities					Grand Total	Remarks								
					PS	MOOE	FINEX	CO	TOTAL	PS	MOOE	FINEX	CO	TOTAL		PS	MOOE	FINEX	CO	TOTAL										
Total Disbursement Authorities Received		286,044,190.95	37,575,891.43	323,620,082.38																										
NCA		-	-	-																										
NTA		145,838,527.77	18,483,248.00	164,321,775.77																										
Working Fund		140,205,963.18	19,092,543.43	159,298,206.61																										
TRA		-	-	-																										
CDC		-	-	-																										
NCAA		-	-	-																										
Less: Notice of Transfer of Allocations (NTA) Issued		126,800,000.00	16,722,226.00	143,522,226.00																										
Total Disbursement Authorities Available		159,244,190.95	20,853,665.43	180,097,756.38																										
Less:		-	-	-																										
Lapsed NCA		-	-	-																										
Disbursements		146,426,318.38	15,384,794.63	160,811,113.01																										
Less: Other Non-Cash Disbursements		-	-	-																										
Disbursements effected through outright deduction from claims		-	-	-																										
*** Overpayment of expense (e.g. personal benefit)		-	-	-																										
Rehabilitation for loss of government property		-	-	-																										
Liquidated damages and similar claims		-	-	-																										
Others (e.g. TEF BT, Docs Stamp etc.)		9,261,910.97	51,476.85	9,261,910.97																										
Add: Less: Adjustments (e.g. cancelled/invalid checks)		51,476.85	-	51,476.85																										
Balance of Disbursement Authorities as at date		4,597,438.45	5,468,770.80	10,066,209.25																										
Total Disbursements Program		159,295,667.80	20,853,665.43	180,149,233.23																										
Less: ** Admit Disbursements		154,698,229.35	15,394,794.63	170,093,023.98																										
(Over)/Under spending		4,597,438.45	5,468,770.80	10,066,209.25																										

Notes: - The use of NTA is discouraged
 - Amounts should tally with the grand total disbursement (column 27).
 - ** Other Non-Cash Disbursements is from CAR.

Certified Correct:

DINIA M. MILLOSAN
 Agency Chief Accountant
 Date: 4

Recommending Approval:

IMELDA R. DELA CRUZ
 OIC Director, Financial and Management Services
 Date:

Approved by:

ENCK NONTRA S. CAGUIOA
 Assistant Secretary
 Finance, Information Systems and Mining Concerns
 Date:

MONTHLY REPORT OF DISBURSEMENTS
For the month of May 2023

Department: Department of Environment and Natural Resources (DENR)
 Agency: Office of the Secretary
 Operating Unit: ALL
 Organization Code: 10 001 0100000
 Fund Cluster: 03 - Special Account - Locally Funded

Particulars	Current Year Budget				Prior Year's Budget				Current Year's Accounts Payable				Prior Year's Accounts Payable				Grand Total				Remarks		
	PS	MOOE	FINEX	CO	PS	MOOE	FINEX	CO	PS	MOOE	FINEX	CO	PS	MOOE	FINEX	CO	PS	MOOE	FINEX	CO		TOTAL	
CASH DISBURSEMENTS																							
Notice of Cash Allocation (NCA)		1,162,225.78		212,946.43				220,214.44				220,214.44											
MDS Checks Issued								220,214.44				220,214.44											
Advices to Debit Account		1,365,172.21		212,946.43				220,214.44				220,214.44											
Notice of Transfer Allocations (NTA)																							
MDS Checks Issued																							
Advices to Debit Account																							
Working Fund for PAFs																							
Cash Disbursement Ceiling (CDC)																							
TOTAL CASH DISBURSEMENTS		1,162,225.78		212,946.43				220,214.44				220,214.44											
NON-CASH DISBURSEMENTS																							
Tax Remittance Advices Issued (TRA)		76,451.79						220,214.44				220,214.44											
Non-Cash Availment Authority (NCAA)																							
Disbursements effected through outright deductions from																							
Overpayment of expenses (e.g. personnel benefits)																							
Restitution for loss of government property																							
Liquidated damages and similar claims																							
Other (TEF BTR-Documentary Stamp Tax etc.)																							
TOTAL NON-CASH DISBURSEMENTS		76,451.79						220,214.44				220,214.44											
GRAND TOTAL		1,238,677.57		212,946.43				440,428.88				440,428.88											

SUMMARY

Particulars	(1)	Previous Report	This Month	As at Date
Total Disbursement Authorities Received		14,903.04	6,160,839.79	6,175,742.83
NCA		-	6,094,388.00	6,094,388.00
NTA		-	-	-
Working Fund		14,903.04	76,451.79	91,354.83
TRA		-	-	-
CDC		-	-	-
NCAA		-	-	-
Less: Notice of Transfer of Allocations (NTA)* Issued		-	-	-
Total Disbursement Authorities Available		14,903.04	6,160,839.79	6,175,742.83
Less:		-	-	-
Lapsed NCA		-	-	-
Disbursements		14,903.04	1,981,838.44	1,979,741.48
Less: Other Non-Cash Disbursements		-	-	-
Disbursements effected through outright deductions from claims		-	-	-
*** Overpayment of expenses (e.g. personnel benefits)		-	-	-
Restitution for loss of government property		-	-	-
Liquidated damages and similar claims		-	-	-
Others (e.g. TEF BTR Docs Stamp etc.)		-	-	-
Ad/Less: Adjustments (e.g. cancelled/voided checks)		-	-	-
Balance of Disbursement Authorities as at date		-	4,499,001.35	4,499,001.35
Total Disbursements Program		14,903.04	6,160,839.79	6,175,742.83
Less: *Actual Disbursements		14,903.04	1,981,838.44	1,979,741.48
(Over)Under spending		-	4,499,001.35	4,499,001.35

Notes: * The use of NTA is discouraged
 ** Amounts should tally with the grand total disbursement (column 27).
 *** Other Non-Cash Disbursements is from CAR.

Certified Correct:

[Signature]
 DIANA M. NILLOSANI
 Agency Chief Accountant
 Date: *14*

Recommending Approval:

[Signature]
 IMELDA R. DELA CRUZ
 OIC Director, Financial and Management Service
 Date:

Approved by:

[Signature]
 ENGR. NONDA S. CAGUIONA
 Assistant Secretary
 Finance, Information Systems and Mining Concerns
 Date:

MONTHLY REPORT OF DISBURSEMENTS
For the month of May 2023

Department: Department of Environment and Natural Resources (DENR)
 Agency: Office of the Secretary
 Operating Unit: ALL
 Organization Code: 10 001 0100000
 Fund Cluster: 04 - Special Account - Foreign Assisted/Grant

Particulars	Current Year Budget					Prior Year's Accounts Payable					Prior Year's Budget					Current Year's Accounts Payable					Current Year's Budget					Grand Total					Remarks
	PS	MOOE	FINEX	CO	TOTAL	PS	MOOE	FINEX	CO	Sub-Total	PS	MOOE	FINEX	CO	Sub-Total	TOTAL	Sub-TOTAL	PS	MOOE	CO	TOTAL	PS	MOOE	FINEX	CO	TOTAL					
CASH DISBURSEMENTS	1	2	3	4	5	6=(2+3+4+5)	7	8	9	10	11=(7+8+9+10)	12	13	14	15	16=(12+13+14+15)	17=(11+16)	18=(6+17)	19	20	21	22=(19+20+21)	23	24	25	26	27=(23+24+25+26)	28			
Notice of Cash Allocation (NCA)	-	-	-	-	-	-	-	-	-	-	-	-	-	-	-	-	-	-	-	-	-	-	-	-	-	-	-	-			
MDS Checks Issued	-	-	-	-	-	-	-	-	-	-	-	-	-	-	-	-	-	-	-	-	-	-	-	-	-	-	-	-			
Advice to Debt Account	-	-	-	-	-	-	-	-	-	-	-	-	-	-	-	-	-	-	-	-	-	-	-	-	-	-	-	-			
Notice of Transfer Allocations (NTA)	-	-	-	-	-	-	-	-	-	-	-	-	-	-	-	-	-	-	-	-	-	-	-	-	-	-	-	-			
MDS Checks Issued	-	-	-	-	-	-	-	-	-	-	-	-	-	-	-	-	-	-	-	-	-	-	-	-	-	-	-	-			
Advice to Debt Account	-	-	-	-	-	-	-	-	-	-	-	-	-	-	-	-	-	-	-	-	-	-	-	-	-	-	-	-			
Working Fund for EAPs	-	-	-	-	-	-	-	-	-	-	-	-	-	-	-	-	-	-	-	-	-	-	-	-	-	-	-	-			
Cash Disbursement Ceiling (CDC)	-	-	-	-	-	-	-	-	-	-	-	-	-	-	-	-	-	-	-	-	-	-	-	-	-	-	-	-			
TOTAL CASH DISBURSEMENTS	-	-	-	-	-	-	-	-	-	-	-	-	-	-	-	-	-	-	-	-	-	-	-	-	-	-	-	-			
NON-CASH DISBURSEMENTS	-	-	-	-	-	-	-	-	-	-	-	-	-	-	-	-	-	-	-	-	-	-	-	-	-	-	-	-			
Tax Remittance Advice Issued (TRA)	-	-	-	-	-	-	-	-	-	-	-	-	-	-	-	-	-	-	-	-	-	-	-	-	-	-	-	-			
Non-Cash Availment Authority (NCAA)	-	-	-	-	-	-	-	-	-	-	-	-	-	-	-	-	-	-	-	-	-	-	-	-	-	-	-	-			
Disbursements effected through outright deductions from	-	-	-	-	-	-	-	-	-	-	-	-	-	-	-	-	-	-	-	-	-	-	-	-	-	-	-	-			
Overpayment of expense(s) & personal benefits	-	-	-	-	-	-	-	-	-	-	-	-	-	-	-	-	-	-	-	-	-	-	-	-	-	-	-	-			
Residual (or loss of government property)	-	-	-	-	-	-	-	-	-	-	-	-	-	-	-	-	-	-	-	-	-	-	-	-	-	-	-	-			
Liquidated damages and similar claims	-	-	-	-	-	-	-	-	-	-	-	-	-	-	-	-	-	-	-	-	-	-	-	-	-	-	-	-			
Others (e.g. TEF-BIR Docs Stamp etc.)	-	-	-	-	-	-	-	-	-	-	-	-	-	-	-	-	-	-	-	-	-	-	-	-	-	-	-	-			
Add/less: Adjustments (e.g. cancelled/voided checks)	-	-	-	-	-	-	-	-	-	-	-	-	-	-	-	-	-	-	-	-	-	-	-	-	-	-	-	-			
Balance of Disbursement Authorities as at date	-	-	-	-	-	-	-	-	-	-	-	-	-	-	-	-	-	-	-	-	-	-	-	-	-	-	-	-			
Total Disbursements Program	-	-	-	-	-	-	-	-	-	-	-	-	-	-	-	-	-	-	-	-	-	-	-	-	-	-	-	-			
Less: *Actual Disbursements	-	-	-	-	-	-	-	-	-	-	-	-	-	-	-	-	-	-	-	-	-	-	-	-	-	-	-	-			
(Over)/Under spending	-	-	-	-	-	-	-	-	-	-	-	-	-	-	-	-	-	-	-	-	-	-	-	-	-	-	-	-			
Notes: * The use of NFA is discouraged																															
** Amounts should tally with the grand total disbursement (column 27).																															
***Other Non-Cash Disbursements is from GAR.																															

Particulars	(1)	Previous Report	This Month	As at Date
Total Disbursement Authorities Received		(2)	(3)	(4)
NCA		20,615,485.32	34,592,824.56	55,208,309.88
NTA		-	-	-
Working Fund		20,615,485.32	34,592,824.56	55,208,309.88
TRA		-	-	-
CDC		-	-	-
NCAA		-	-	-
Less: Notice of Transfer of Allocations (NTA)* issued		20,605,485.32	34,592,824.56	55,198,309.88
Total Disbursement Authorities Available		10,000.00	-	10,000.00
Less:		-	-	-
Lapsed NCA		-	-	-
Disbursements		-	-	-
Less: Other Non-Cash Disbursements		-	-	-
Disbursements effected through outright deductions from claims		-	-	-
*** Overpayment of expense(s) & personal benefits		-	-	-
Restitution for loss of government property		-	-	-
Liquidated damages and similar claims		-	-	-
Others (e.g. TEF-BIR Docs Stamp etc.)		-	-	-
Add/less: Adjustments (e.g. cancelled/voided checks)		-	-	-
Balance of Disbursement Authorities as at date		10,000.00	-	10,000.00
Total Disbursements Program		10,000.00	-	10,000.00
Less: *Actual Disbursements		-	-	-
(Over)/Under spending		10,000.00	-	10,000.00

Certified Correct:

[Signature]
 DIÑA M. NILLOSAN
 Agency Chief Accountant
 Date: *[Date]*

Recommending Approval:

[Signature]
 MELDA R. DELA CRUZ
 OIC Director, Financial and Management Service
 Date: *[Date]*

Approved by:

[Signature]
 ENGR. MONITA S. CAGUIOA
 Assistant Secretary
 Finance, Information Systems and Mining Concerns
 Date: *[Date]*

MONTHLY REPORT OF DISBURSEMENTS
For the month of May 2023

Department: Department of Environment and Natural Resources (DENR)
 Agency: Office of the Secretary
 Operating Unit: ALL
 Organization Code: 10 001 0100000
 Fund Cluster: 07 - Trust Fund

Particulars	Current Year Budget					Prior Year's Budget					Current Year's Accounts Payable					Prior Year's Accounts Payable					Trust Liabilities					Grand Total					Remarks
	PS	MOOE	FINEX	CO	TOTAL	PS	MOOE	FINEX	CO	TOTAL	PS	MOOE	FINEX	CO	TOTAL	PS	MOOE	CO	TOTAL	PS	MOOE	FINEX	CO	TOTAL							
CASH DISBURSEMENTS																															
Notice of Cash Allocation (NCA)																															
MDS Checks Issued																															
Advice to Debit Account																															
Notice of Transfer Allocations (NTA)																															
MDS Checks Issued																															
Advice to Debit Account																															
Notice of Transfer Allocations (NTA)																															
MDS Checks Issued																															
Advice to Debit Account																															
Working Fund for FAPs																															
Cash Disbursement Ceiling (CDC)																															
TOTAL CASH DISBURSEMENTS																															
NON-CASH DISBURSEMENTS																															
Tax Remittance Advices Issued (TRA)																															
Non-Cash Availment Authority (NCAA)																															
Disbursements effected through outright deductions for																															
Overpayment of expenses (e.g. personnel benefits)																															
Restitution for loss of government property																															
Liquidated damages and similar claims																															
Others (TEF BTR- Documentary Stamp Tax, etc.)																															
TOTAL NON-CASH DISBURSEMENTS																															
GRAND TOTAL																															

SUMMARY

Particulars	(1)	(2)	(3)	(4)
Total Disbursement Authorities Received		7,456,594.94	35,730.68	7,492,325.62
NCA		7,339,536.00	-	7,339,536.00
NTA		-	-	-
Working Fund		117,058.94	35,730.68	152,789.62
TRA		-	-	-
CDC		-	-	-
NCAA		-	-	-
Less: Notice of Transfer of Allocations (NTA)* Issued		-	-	-
Total Disbursement Authorities Available		7,456,594.94	35,730.68	7,492,325.62
Less:		-	-	-
Lapsed NCA		-	-	-
Disbursements		5,401,527.14	852,259.86	6,253,787.00
Less: Other Non-Cash Disbursements		-	-	-
Disbursements effected through outright deductions from claims		-	-	-
*** Overpayment of expenses (e.g. personnel benefits)		-	-	-
Restitution for loss of government property		-	-	-
Liquidated damages and similar claims		-	-	-
Others (e.g. TEF BTR- Docs Stamp, etc.)		-	-	-
Address/Adjustments (e.g. cancelled/stated checks)		-	-	-
Balance of Disbursement Authorities as at date		2,055,067.80	(816,529.18)	1,238,538.62
Total Disbursements Program		7,456,594.94	35,730.68	7,492,325.62
Less: ** Actual Disbursements		5,401,527.14	852,259.86	6,253,787.00
(Over)/Under spending		2,055,067.80	(816,529.18)	1,238,538.62

Notes: * Under spending
 ** Amounts should tally with the grand total disbursement (column 27).
 *** Other Non-Cash Disbursements is from CAR.

Certified Correct:

Recommending Approval:

Approved by:

[Signature]
DINA M. NILLASAN
 Agency Chief Accountant

[Signature]
IMEILDA R. DELA CRUZ
 OIC Director, Financial and Management Service

[Signature]
ENGR. NONITA S. CAGUIA
 Assistant Secretary
 Finance, Information Systems and Mining Concerns