

MONTHLY REPORT OF DISBURSEMENTS  
For the month of March 2023



Department: Department of Environment and Natural Resources (DENR)  
Agency: Office of the Secretary  
Operating Unit: ALL  
Organization Code: 10 001 0100000  
Fund Cluster: 01 - Regular Agency Fund

Particulars	Current Year Budget					Prior Year's Budget											SUB-TOTAL	Trust Liabilities				Grand Total					Remarks	
	PS	MOOE	FinEx	CO	TOTAL	Prior Year's Accounts Payable					Current Year's Accounts Payable					TOTAL		PS	MOOE	CO	TOT AL	PS	MOOE	FinEx	CO	TOTAL		
						PS	MOOE	FinEx	CO	Sub-Total	PS	MOOE	FinEx	CO	Sub-Total													19
1	2	3	4	5	6=(2+3+4+5)	7	8	9	10	11=(7+8+9+10)	12	13	14	15	16=(12+13+14+15)	17=(11+16)	18=(6+17)	19	20	21	22=(19+20+21)	23	24	25	26	27=(23+24+25+26)	28	
CASH DISBURSEMENTS	656,590,663.48	436,211,692.69	-	92,399,159.46	1,185,201,515.63	14,935,471.49	135,457,991.79	-	80,323,917.99	230,717,381.27	-	10,992,826.15	-	365,139.15	11,357,965.30	242,075,346.57	1,427,276,862.20	-	-	-	-	671,526,134.97	582,662,510.63	-	173,088,216.60	1,427,276,862.20		
Notice of Cash Allocation (NCA)	646,518,545.68	424,076,726.14	-	89,837,327.70	1,160,432,599.52	13,609,456.25	128,442,503.91	-	75,924,533.08	218,976,493.24	-	8,985,179.31	-	270,160.88	9,255,336.89	228,231,833.13	1,388,664,432.65	-	-	-	-	660,126,001.93	562,504,409.36	-	166,032,021.36	1,388,664,432.65		
MDS Checks Issued	124,751,830.98	77,545,122.24	-	30,143,717.64	232,440,670.86	689,730.10	20,814,162.50	-	32,752,017.11	64,255,909.71	-	2,209,635.59	-	31,860.58	2,331,496.17	56,587,405.88	289,028,076.74	-	-	-	-	125,441,591.08	100,958,920.33	-	62,927,595.33	289,028,076.74		
Advice to Debit Account	521,769,714.70	346,531,603.90	-	59,693,810.06	927,991,928.66	12,919,726.15	108,628,341.41	-	43,172,515.97	164,720,583.53	-	6,985,543.72	-	238,300.00	8,923,843.72	171,644,427.25	1,099,636,355.91	-	-	-	-	534,686,440.85	461,846,489.03	-	103,104,426.03	1,099,636,355.91		
Notice of Transfer Allocations (NTA)	10,072,117.80	12,134,966.55	-	2,561,831.76	24,768,916.11	1,326,015.24	6,015,487.88	-	4,399,384.91	11,740,888.03	-	2,007,646.84	-	94,978.57	2,102,625.41	13,843,513.44	38,612,429.55	-	-	-	-	11,396,133.04	20,158,101.27	-	7,056,195.24	38,612,429.55		
MDS Checks Issued	1,424,969.48	5,947,694.37	-	2,336,259.89	9,708,893.72	-	2,286,681.70	-	1,776,599.49	4,063,581.19	-	627,120.04	-	73,400.00	700,520.04	4,764,201.23	14,473,094.95	-	-	-	-	1,424,969.46	8,861,466.11	-	4,186,659.38	14,473,094.95		
Advice to Debit Account	8,647,148.34	6,187,302.18	-	226,671.87	15,060,022.39	1,326,015.24	3,728,806.18	-	2,622,385.42	7,677,206.84	-	1,380,526.80	-	21,578.57	1,402,105.37	9,079,312.21	24,139,334.60	-	-	-	-	9,973,163.58	11,296,635.16	-	2,669,535.96	24,139,334.60		
Working Fund for FAPs	-	-	-	-	-	-	-	-	-	-	-	-	-	-	-	-	-	-	-	-	-	-	-	-	-	-	-	
Cash Disbursement Ceiling (CDC)	-	-	-	-	-	-	-	-	-	-	-	-	-	-	-	-	-	-	-	-	-	-	-	-	-	-	-	
TOTAL CASH DISBURSEMENTS	856,590,663.48	436,211,692.69	-	92,399,159.46	1,185,201,515.63	14,935,471.49	135,457,991.79	-	80,323,917.99	230,717,381.27	-	10,992,826.15	-	365,139.15	11,357,965.30	242,075,346.57	1,427,276,862.20	-	-	-	-	671,526,134.97	582,662,510.63	-	173,088,216.60	1,427,276,862.20		
NON-CASH DISBURSEMENTS	27,710,455.85	9,355,757.60	-	2,369,021.57	39,429,535.02	374,810.07	5,639,654.05	-	2,624,893.26	8,639,357.38	-	178,631.81	-	1,803.42	180,435.23	8,819,792.61	48,255,027.63	-	-	-	-	28,085,265.92	15,174,043.46	-	4,995,718.25	48,255,027.63		
Tax Remittance Advices Issued (TRA)	27,704,755.85	9,355,757.60	-	2,369,021.57	39,429,535.02	374,810.07	5,639,654.05	-	2,624,893.26	8,639,357.38	-	178,631.81	-	1,803.42	180,435.23	8,819,792.61	48,249,327.63	-	-	-	-	28,079,565.92	15,174,043.46	-	4,995,718.25	48,249,327.63		
Non-Cash Availment Authority (NCAA)	-	-	-	-	-	-	-	-	-	-	-	-	-	-	-	-	-	-	-	-	-	-	-	-	-	-	-	
Disbursements effected through outright deductions from claims (please specify...)	5,700.00	-	-	-	5,700.00	-	-	-	-	-	-	-	-	-	-	-	5,700.00	-	-	-	-	5,700.00	-	-	-	5,700.00		
Overpayment of expenses(e.g. personnel benefits)	5,700.00	-	-	-	5,700.00	-	-	-	-	-	-	-	-	-	-	-	5,700.00	-	-	-	-	5,700.00	-	-	-	5,700.00		
Restitution for loss of government property	-	-	-	-	-	-	-	-	-	-	-	-	-	-	-	-	-	-	-	-	-	-	-	-	-	-	-	
Liquidated damages and similar claims	-	-	-	-	-	-	-	-	-	-	-	-	-	-	-	-	-	-	-	-	-	-	-	-	-	-	-	
Others(TEF BTR-Documentary Stamp Tax etc.)	-	-	-	-	-	-	-	-	-	-	-	-	-	-	-	-	-	-	-	-	-	-	-	-	-	-	-	
TOTAL NON-CASH DISBURSEMENTS	27,710,455.85	9,355,757.60	-	2,369,021.57	39,429,535.02	374,810.07	5,639,654.05	-	2,624,893.26	8,639,357.38	-	178,631.81	-	1,803.42	180,435.23	8,819,792.61	48,255,027.63	-	-	-	-	28,085,265.92	15,174,043.46	-	4,995,718.25	48,255,027.63		
GRAND TOTAL	884,301,119.33	445,567,450.29	-	94,768,181.03	1,224,638,750.65	15,310,281.56	141,097,645.84	-	82,948,811.25	239,356,738.65	-	11,171,457.96	-	366,942.57	11,538,400.53	250,895,139.18	1,475,531,889.83	-	-	-	-	699,611,400.89	597,835,554.09	-	178,083,934.85	1,475,531,889.83		

Particulars	Previous Report	This Month	As at Date
(1)	(2)	(3)	(4)
Total Disbursement Authorities Received	2,378,456,707.79	1,342,355,141.39	3,720,811,849.18
NCA	2,116,871,987.00	1,205,380,954.00	3,322,252,941.00
NTA	178,831,416.46	88,724,859.76	267,556,276.22
Working Fund	-	-	-
TRA	82,753,304.33	48,249,327.63	131,002,631.96
CDC	-	-	-
NCAA	-	-	-
Less: Notice of Transfer of Allocations (NTA)* Issued	213,549,797.46	84,680,098.76	298,229,896.22
Total Disbursement Authorities Available	2,164,906,910.33	1,257,675,042.63	3,422,581,952.96
Less:			
Lapsed NCA	-	979,728.64	979,728.64
Disbursements	1,946,571,591.07	1,475,531,889.83	3,422,103,480.80
Less: Other Non-Cash Disbursements	11,400.00	5,700.00	17,100.00
Disbursements effected through outright deductions from claims	11,400.00	5,700.00	17,100.00
*** Overpayment of expenses(e.g. personnel benefits)	11,400.00	5,700.00	17,100.00
Restitution for loss of government property	-	-	-
Liquidated damages and similar claims	-	-	-
Others (e.g. TEF BTR Docs Stamp etc.)	-	-	-
Add/Less: Adjustments (e.g. cancelled/staled checks)	116,558.91	367,597.67	484,156.58
Balance of Disbursement Authorities as at date	218,463,278.17	(218,463,278.17)	-
Total Disbursements Program	2,165,023,489.24	1,268,042,640.30	3,423,066,109.54
Less: **Actual Disbursements	1,946,560,191.07	1,475,526,189.83	3,422,086,380.90
(Over)/Under spending	218,463,278.17	(217,483,549.53)	979,728.64

Notes: \* The use of NTA is discouraged  
\*\* Amounts should tally with the grand total disbursement (column 27).  
\*\*\* Other Non-Cash Disbursements is from CAR.

Certified Correct:

  
DIANA M. NILLOSAN  
Agency Chief Accountant  
Date: 

Approved by:

  
ANGELITO V. FONTANILLA  
Director, Financial and Management Service  
Date: 

MONTHLY REPORT OF DISBURSEMENTS  
For the month of March 2023

Department: Department of Environment and Natural Resources (DENR)  
Agency: Office of the Secretary  
Operating Unit: ALL  
Organization Code: 10 001 0100000  
Fund Cluster: 02 - Foreign Assisted Projects Fund (LP)

Particulars	Current Year Budget					Prior Year's Budget											SUB-TOTAL	Trust Liabilities				Grand Total					Remarks
	PS	MOOE	Fin Ex	CO	TOTAL	Prior Year's Accounts Payable					Current Year's Accounts Payable					TOTAL		PS	MOOE	CO	TOTAL	PS	MOOE	Fin Ex	CO	TOTAL	
						PS	MOOE	FinEx	CO	Sub-Total	PS	MOOE	FinEx	CO	Sub-Total												
1	2	3	4	5	6=(2+3+4+5)	7	8	9	10	11=(7+8+9+10)	12	13	14	15	16	17	18	19	20	21	22	23	24	25	26	27	28
CASH DISBURSEMENTS	-	-	-	-	-	-	1,288,732.34	-	11,807,381.86	13,096,114.20	-	61,677.00	-	4,256,834.29	4,318,511.29	17,414,625.49	17,414,625.49	-	-	-	-	-	-	1,350,409.34	-	16,064,216.15	17,414,625.49
Notice of Cash Allocation (NCA)	-	-	-	-	-	-	-	-	-	-	-	-	-	-	-	-	-	-	-	-	-	-	-	-	-	-	-
MDS Checks Issued	-	-	-	-	-	-	-	-	-	-	-	-	-	-	-	-	-	-	-	-	-	-	-	-	-	-	-
Advice to Debit Account	-	-	-	-	-	-	-	-	-	-	-	-	-	-	-	-	-	-	-	-	-	-	-	-	-	-	-
Notice of Transfer Allocations (NTA)	-	-	-	-	-	-	-	-	-	-	-	-	-	-	-	-	-	-	-	-	-	-	-	-	-	-	-
MDS Checks Issued	-	-	-	-	-	-	-	-	-	-	-	-	-	-	-	-	-	-	-	-	-	-	-	-	-	-	-
Advice to Debit Account	-	-	-	-	-	-	-	-	-	-	-	-	-	-	-	-	-	-	-	-	-	-	-	-	-	-	-
Working Fund for FAPs	-	-	-	-	-	-	1,288,732.34	-	11,807,381.86	13,096,114.20	-	61,677.00	-	4,256,834.29	4,318,511.29	17,414,625.49	17,414,625.49	-	-	-	-	-	-	1,350,409.34	-	16,064,216.15	17,414,625.49
Cash Disbursement Ceiling (CDC)	-	-	-	-	-	-	-	-	-	-	-	-	-	-	-	-	-	-	-	-	-	-	-	-	-	-	-
<b>TOTAL CASH DISBURSEMENTS</b>	-	-	-	-	-	-	<b>1,288,732.34</b>	-	<b>11,807,381.86</b>	<b>13,096,114.20</b>	-	<b>61,677.00</b>	-	<b>4,256,834.29</b>	<b>4,318,511.29</b>	<b>17,414,625.49</b>	<b>17,414,625.49</b>	-	-	-	-	-	-	<b>1,350,409.34</b>	-	<b>16,064,216.15</b>	<b>17,414,625.49</b>
NON-CASH DISBURSEMENTS	-	-	-	-	-	-	-	-	-	-	-	-	-	-	-	-	-	-	-	-	-	-	-	-	-	-	-
Tax Remittance Advices Issued (TRA)	-	-	-	-	-	-	-	-	-	-	-	-	-	-	-	-	-	-	-	-	-	-	-	-	-	-	-
Non-Cash Availment Authority (NCAA)	-	-	-	-	-	-	-	-	-	-	-	-	-	-	-	-	-	-	-	-	-	-	-	-	-	-	-
Disbursements effected through outright deductions from claims (please specify...)	-	-	-	-	-	-	-	-	-	-	-	-	-	-	-	-	-	-	-	-	-	-	-	-	-	-	-
Overpayment of expenses(e.g. personnel benefits)	-	-	-	-	-	-	-	-	-	-	-	-	-	-	-	-	-	-	-	-	-	-	-	-	-	-	-
Restitution for loss of government property	-	-	-	-	-	-	-	-	-	-	-	-	-	-	-	-	-	-	-	-	-	-	-	-	-	-	-
Liquidated damages and similar claims	-	-	-	-	-	-	-	-	-	-	-	-	-	-	-	-	-	-	-	-	-	-	-	-	-	-	-
Others(TEF, BTR-Documentary Stamp Tax, etc.)	-	-	-	-	-	-	-	-	-	-	-	-	-	-	-	-	-	-	-	-	-	-	-	-	-	-	-
<b>TOTAL NON-CASH DISBURSEMENTS</b>	-	-	-	-	-	-	-	-	-	-	-	-	-	-	-	-	-	-	-	-	-	-	-	-	-	-	-
<b>GRAND TOTAL</b>	-	-	-	-	-	-	<b>1,288,732.34</b>	-	<b>11,807,381.86</b>	<b>13,096,114.20</b>	-	<b>61,677.00</b>	-	<b>4,256,834.29</b>	<b>4,318,511.29</b>	<b>17,414,625.49</b>	<b>17,414,625.49</b>	-	-	-	-	-	-	<b>1,350,409.34</b>	-	<b>16,064,216.15</b>	<b>17,414,625.49</b>

SUMMARY

Particulars	Previous Report	This Month	As at Date
(1)	(2)	(3)	(4)
Total Disbursement Authorities Received	118,455,808.28	36,050,025.66	154,505,833.94
NCA	-	-	-
NTA/Funding Check (FC) Received	62,500,000.00	18,000,000.00	80,500,000.00
Working Fund	55,955,808.28	18,050,025.66	74,005,833.94
TRA	-	-	-
CDC	-	-	-
NCAA	-	-	-
Less: Notice of Transfer of Allocations (NTA)/Funding Check (FC)* issued	41,800,000.00	18,000,000.00	59,800,000.00
Total Disbursement Authorities Available	76,655,808.28	18,050,025.66	94,705,833.94
Less:			
Lapsed NCA	-	-	-
***Disbursements	63,867,267.45	17,414,625.49	81,281,892.94
Less: Other Non-Cash Disbursements	-	-	-
Disbursements effected through outright deductions from claims	-	-	-
Overpayment of expenses(e.g. personnel benefits)	-	-	-
Restitution for loss of government property	-	-	-
Liquidated damages and similar claims	-	-	-
Others (e.g. TEF, BTR, Docs Stamp, etc.)	9,261,910.97	-	9,261,910.97
Add/Less: Adjustments (e.g. cancelled/staled checks)	-	51,476.85	51,476.85
Balance of Disbursement Authorities as at date	3,526,629.86	686,877.02	4,213,506.88
Total Disbursements Program	76,655,808.28	18,101,502.51	94,757,310.79
Less: **Actual Disbursements	73,129,178.42	17,414,625.49	90,543,803.91
(Over)/Under spending	3,526,629.86	686,877.02	4,213,506.88

Notes: \* The use of NTA is discouraged

\*\* Amounts should tally with the grand total disbursement (column 27).

\*\*\* Disbursements includes Remittance to BTR of unutilized fund balance from Central Office.

Certified Correct:

*Dina M. Nillosan*  
DIÑA M. NILLOSAN  
Agency Chief Accountant  
Date: *per H*

Approved by:

*Angelito V. Fontanilla*  
ANGELITO V. FONTANILLA  
Director, Financial and Management Service  
Date:

MONTHLY REPORT OF DISBURSEMENTS  
For the month of March 2023

Department: Department of Environment and Natural Resources (DENR)  
 Agency: Office of the Secretary  
 Operating Unit: ALL  
 Organization Code: 10 001 010000  
 Fund Cluster: 02 - Foreign Assisted Projects Fund (GOP)

Particulars	Current Year Budget					Prior Year's Budget											SUB-TOTAL	Trust Liabilities				Grand Total					Remarks		
	PS	MOOE	Fin Ex	CO	TOTAL	Prior Year's Accounts Payable					Current Year's Accounts Payable					TOTAL		PS	MOOE	CO	TOTAL	PS	MOOE	Fin Ex	CO	TOTAL			
						PS	MOOE	FinEx	CO	Sub-Total	PS	MOOE	FinEx	CO	Sub-Total														
1	2	3	4	5	6=(2+3+4+5)	7	8	9	10	11=(7+8+9+10)	12	13	14	15	16=(12+13+14+15)	17=(11+16)	18=(6+17)	19	20	21	22=(19+20+21)	23	24	25	26	27=(23+24+25+26)	28		
CASH DISBURSEMENTS	-	7,665,938.53	-	-	7,665,938.53	-	1,663,967.45	-	525,559.10	2,189,526.55	-	796,719.45	-	36,179.26	832,898.71	3,022,425.26	10,688,363.79	-	-	-	-	-	-	-	10,126,625.43	-	561,738.36	10,688,363.79	
Notice of Cash Allocation (NCA)	-	-	-	-	-	-	-	-	-	-	-	-	-	-	-	-	-	-	-	-	-	-	-	-	-	-	-	-	
MDS Checks Issued	-	-	-	-	-	-	-	-	-	-	-	-	-	-	-	-	-	-	-	-	-	-	-	-	-	-	-	-	
Advice to Debit Account	-	-	-	-	-	-	-	-	-	-	-	-	-	-	-	-	-	-	-	-	-	-	-	-	-	-	-	-	
Notice of Transfer Allocations (NTA)	-	7,665,938.53	-	-	7,665,938.53	-	1,663,967.45	-	525,559.10	2,189,526.55	-	796,719.45	-	36,179.26	832,898.71	3,022,425.26	10,688,363.79	-	-	-	-	-	-	-	10,126,625.43	-	561,738.36	10,688,363.79	
MDS Checks Issued	-	2,866,044.37	-	-	2,866,044.37	-	251,162.81	-	409,522.14	660,684.95	-	261,786.47	-	36,179.26	297,965.73	958,650.68	3,824,695.05	-	-	-	-	-	-	-	3,376,993.65	-	445,701.40	3,824,695.05	
Advice to Debit Account	-	4,799,894.16	-	-	4,799,894.16	-	1,412,804.64	-	116,036.96	1,528,841.60	-	534,932.98	-	-	534,932.98	2,063,774.58	6,863,668.74	-	-	-	-	-	-	-	6,747,631.78	-	116,036.96	6,863,668.74	
Working Fund for FAPs	-	-	-	-	-	-	-	-	-	-	-	-	-	-	-	-	-	-	-	-	-	-	-	-	-	-	-	-	
Cash Disbursement Ceiling (CDC)	-	-	-	-	-	-	-	-	-	-	-	-	-	-	-	-	-	-	-	-	-	-	-	-	-	-	-	-	
<b>TOTAL CASH DISBURSEMENTS</b>	-	<b>7,665,938.53</b>	-	-	<b>7,665,938.53</b>	-	<b>1,663,967.45</b>	-	<b>525,559.10</b>	<b>2,189,526.55</b>	-	<b>796,719.45</b>	-	<b>36,179.26</b>	<b>832,898.71</b>	<b>3,022,425.26</b>	<b>10,688,363.79</b>	-	-	-	-	-	-	<b>10,126,625.43</b>	-	<b>561,738.36</b>	<b>10,688,363.79</b>		
NON-CASH DISBURSEMENTS	-	228,199.49	-	79,018.88	307,218.37	-	801,605.61	-	200,502.18	1,002,107.79	-	7,700.00	-	-	7,700.00	1,009,807.79	1,317,026.16	-	-	-	-	-	-	1,037,505.10	-	279,521.06	1,317,026.16		
Tax Remittance Advices Issued (TRA)	-	228,199.49	-	79,018.88	307,218.37	-	801,605.61	-	200,502.18	1,002,107.79	-	7,700.00	-	-	7,700.00	1,009,807.79	1,317,026.16	-	-	-	-	-	-	1,037,505.10	-	279,521.06	1,317,026.16		
Non-Cash Availment Authority (NCAA)	-	-	-	-	-	-	-	-	-	-	-	-	-	-	-	-	-	-	-	-	-	-	-	-	-	-	-	-	
Disbursements effected through outright deductions from claims (please specify...)	-	-	-	-	-	-	-	-	-	-	-	-	-	-	-	-	-	-	-	-	-	-	-	-	-	-	-	-	
Overpayment of expenses(e.g. personnel benefits)	-	-	-	-	-	-	-	-	-	-	-	-	-	-	-	-	-	-	-	-	-	-	-	-	-	-	-	-	
Restitution for loss of government property	-	-	-	-	-	-	-	-	-	-	-	-	-	-	-	-	-	-	-	-	-	-	-	-	-	-	-	-	
Liquidated damages and similar claims	-	-	-	-	-	-	-	-	-	-	-	-	-	-	-	-	-	-	-	-	-	-	-	-	-	-	-	-	
Others(TEF, BTr-Documentary Stamp Tax, etc.)	-	-	-	-	-	-	-	-	-	-	-	-	-	-	-	-	-	-	-	-	-	-	-	-	-	-	-	-	
<b>TOTAL NON-CASH DISBURSEMENTS</b>	-	<b>228,199.49</b>	-	<b>79,018.88</b>	<b>307,218.37</b>	-	<b>801,605.61</b>	-	<b>200,502.18</b>	<b>1,002,107.79</b>	-	<b>7,700.00</b>	-	<b>-</b>	<b>7,700.00</b>	<b>1,009,807.79</b>	<b>1,317,026.16</b>	-	-	-	-	-	-	<b>1,037,505.10</b>	-	<b>279,521.06</b>	<b>1,317,026.16</b>		
<b>GRAND TOTAL</b>	-	<b>7,894,138.02</b>	-	<b>79,018.88</b>	<b>7,973,156.90</b>	-	<b>2,465,573.06</b>	-	<b>726,061.28</b>	<b>3,191,634.34</b>	-	<b>804,419.45</b>	-	<b>36,179.26</b>	<b>840,598.71</b>	<b>4,032,233.05</b>	<b>12,005,389.95</b>	-	-	-	-	-	-	<b>11,164,130.53</b>	-	<b>841,259.42</b>	<b>12,005,389.95</b>		

SUMMARY

Particulars	Previous Report	This Month	As at Date
(1)	(2)	(3)	(4)
Total Disbursement Authorities Received	35,836,941.26	13,740,026.16	49,576,967.42
NCA	16,764,000.00	5,999,000.00	22,763,000.00
NTA	16,764,000.00	6,424,000.00	23,188,000.00
Working Fund	-	-	-
TRA	2,308,941.26	1,317,026.16	3,625,967.42
CDC	-	-	-
NCAA	-	-	-
Less: Notice of Transfer of Allocations (NTA)* issued	16,764,000.00	6,907,044.00	23,671,044.00
Total Disbursement Authorities Available	19,072,941.26	6,832,982.16	25,905,923.42
Less:			
Lapsed NCA	-	143,777.27	143,777.27
Disbursements	13,757,395.20	12,005,389.95	25,762,785.15
Less: Other Non-Cash Disbursements	-	-	-
Disbursements effected through outright deductions from claims	-	-	-
Overpayment of expenses(e.g. personnel benefits)	-	-	-
Restitution for loss of government property	-	-	-
Liquidated damages and similar claims	-	-	-
Others (e.g. TEF, BTr, Docs Stamp, etc.)	-	-	-
Add/Less: Adjustments (e.g. cancelled/staled checks)	-	639.00	639.00
Balance of Disbursement Authorities as at date	5,315,546.06	(5,315,546.06)	-
Total Disbursements Program	19,072,941.26	6,833,621.16	25,906,562.42
Less: **Actual Disbursements	13,757,395.20	12,005,389.95	25,762,785.15
(Over)/Under spending	5,315,546.06	(5,171,768.79)	143,777.27

Notes: \* The use of NTA is discouraged

\*\* Amounts should tally with the grand total disbursement (column 27).

Certified Correct:

*Dina M. Nillosan*  
 DIÑA M. NILLOSAN  
 Agency Chief Accountant  
 Date: *4/11*

Approved by:

*Angelito V. Fontanilla*  
 ANGELITO V. FONTANILLA  
 Director, Financial and Management Service  
 Date:

MONTHLY REPORT OF DISBURSEMENTS  
For the month of March 2023

Department: Department of Environment and Natural Resources (DENR)  
 Agency: Office of the Secretary  
 Operating Unit: ALL  
 Organization Code: 10 001 0100000  
 Fund Cluster: 03 - Special Account - Locally Funded

Particulars	Current Year Budget					Prior Year's Budget											SUB-TOTAL	Trust Liabilities				Grand Total					Remarks	
	PS	MOOE	FinEx	CO	TOTAL	Prior Year's Accounts Payable					Current Year's Accounts Payable							PS	MOOE	CO	TOTAL	PS	MOOE	FinEx	CO	TOTAL		
						PS	MOOE	FinEx	CO	Sub-Total	PS	MOOE	FinEx	CO	Sub-Total	TOTAL												
1	2	3	4	5	6=(2+3+4+5)	7	8	9	10	11=(7+8+9+10)	12	13	14	15	16=(12+13+14+15)	17=(11+16)	18=(6+17)	19	20	21	22=(19+20+21)	23	24	25	26	27=(23+24+25+26)	28	
CASH DISBURSEMENTS	-	-	-	-	-	-	-	-	-	-	-	-	-	-	-	-	-	-	-	-	-	-	-	-	-	-	-	-
Notice of Cash Allocation (NCA)	-	-	-	-	-	-	-	-	-	-	-	-	-	-	-	-	-	-	-	-	-	-	-	-	-	-	-	-
MDS Checks Issued	-	-	-	-	-	-	-	-	-	-	-	-	-	-	-	-	-	-	-	-	-	-	-	-	-	-	-	-
Advice to Debit Account	-	-	-	-	-	-	-	-	-	-	-	-	-	-	-	-	-	-	-	-	-	-	-	-	-	-	-	-
Notice of Transfer Allocations (NTA)	-	-	-	-	-	-	-	-	-	-	-	-	-	-	-	-	-	-	-	-	-	-	-	-	-	-	-	-
MDS Checks Issued	-	-	-	-	-	-	-	-	-	-	-	-	-	-	-	-	-	-	-	-	-	-	-	-	-	-	-	-
Advice to Debit Account	-	-	-	-	-	-	-	-	-	-	-	-	-	-	-	-	-	-	-	-	-	-	-	-	-	-	-	-
Working Fund for FAPs	-	-	-	-	-	-	-	-	-	-	-	-	-	-	-	-	-	-	-	-	-	-	-	-	-	-	-	-
Cash Disbursement Ceiling (CDC)	-	-	-	-	-	-	-	-	-	-	-	-	-	-	-	-	-	-	-	-	-	-	-	-	-	-	-	-
<b>TOTAL CASH DISBURSEMENTS</b>	-	-	-	-	-	-	-	-	-	-	-	-	-	-	-	-	-	-	-	-	-	-	-	-	-	-	-	-
NON-CASH DISBURSEMENTS	-	-	-	-	-	-	-	-	-	-	-	-	-	-	-	-	-	-	-	-	-	-	-	-	-	-	-	-
Tax Remittance Advices Issued (TRA)	-	-	-	-	-	-	-	-	-	-	-	-	-	-	-	-	-	-	-	-	-	-	-	-	-	-	-	-
Non-Cash Availment Authority (NCAA)	-	-	-	-	-	-	-	-	-	-	-	-	-	-	-	-	-	-	-	-	-	-	-	-	-	-	-	-
Disbursements effected through outright deductions from claims (please specify...)	-	-	-	-	-	-	-	-	-	-	-	-	-	-	-	-	-	-	-	-	-	-	-	-	-	-	-	-
Overpayment of expenses(e.g. personnel benefits)	-	-	-	-	-	-	-	-	-	-	-	-	-	-	-	-	-	-	-	-	-	-	-	-	-	-	-	-
Restitution for loss of government property	-	-	-	-	-	-	-	-	-	-	-	-	-	-	-	-	-	-	-	-	-	-	-	-	-	-	-	-
Liquidated damages and similar claims	-	-	-	-	-	-	-	-	-	-	-	-	-	-	-	-	-	-	-	-	-	-	-	-	-	-	-	-
Others(TEF, BTr-Documentary Stamp Tax, etc.)	-	-	-	-	-	-	-	-	-	-	-	-	-	-	-	-	-	-	-	-	-	-	-	-	-	-	-	-
<b>TOTAL NON-CASH DISBURSEMENTS</b>	-	-	-	-	-	-	-	-	-	-	-	-	-	-	-	-	-	-	-	-	-	-	-	-	-	-	-	-
<b>GRAND TOTAL</b>	-	-	-	-	-	-	-	-	-	-	-	-	-	-	-	-	-	-	-	-	-	-	-	-	-	-	-	-

Particulars	Previous Report	This Month	As at Date
(1)	(2)	(3)	(4)
Total Disbursement Authorities Received	14,903.04	-	14,903.04
NCA	-	-	-
NTA	-	-	-
Working Fund	-	-	-
TRA	14,903.04	-	14,903.04
CDC	-	-	-
NCAA	-	-	-
Less: Notice of Transfer of Allocations (NTA)* issued	-	-	-
Total Disbursement Authorities Available	14,903.04	-	14,903.04
Less:	-	-	-
Lapsed NCA	-	-	-
Disbursements	14,903.04	-	14,903.04
Less: Other Non-Cash Disbursements	-	-	-
Disbursements effected through outright deductions from claims	-	-	-
Overpayment of expenses(e.g. personnel benefits)	-	-	-
Restitution for loss of government property	-	-	-
Liquidated damages and similar claims	-	-	-
Others (e.g. TEF, BTr, Docs Stamp, etc.)	-	-	-
Add/Less: Adjustments (e.g. cancelled/staled checks)	-	-	-
Balance of Disbursement Authorities as at date	-	-	-
Total Disbursements Program	14,903.04	-	14,903.04
Less: *Actual Disbursements	14,903.04	-	14,903.04
(Over)/Under spending	-	-	-

Notes: \* The use of NTA is discouraged  
 Notes: \*\* Amounts should tally with the grand total disbursement (column 27).

Certified Correct:

*Dina M. Nillosan*  
 DIÑA M. NILLOSAN  
 Agency Chief Accountant  
 Date: 4/4

Approved by:

*Angelito V. Fontanilla*  
 ANGELITO V. FONTANILLA  
 Director, Financial and Management Service  
 Date:



**MONTHLY REPORT OF DISBURSEMENTS**  
For the month of March 2023

Department: Department of Environment and Natural Resources (DENR)  
 Agency: Office of the Secretary  
 Operating Unit: ALL  
 Organization Code: 10 001 0100000  
 Fund Cluster: 04 - Special Account - Foreign Assisted/Grant

Particulars	Current Year Budget					Prior Year's Budget											SUB-TOTAL	Trust Liabilities				Grand Total					Remarks	
	PS	MOOE	FinEx	CO	TOTAL	Prior Year's Accounts Payable					Current Year's Accounts Payable					TOTAL		PS	MOOE	CO	TOTAL	PS	MOOE	FinEx	CO	TOTAL		
						PS	MOOE	FinEx	CO	Sub-Total	PS	MOOE	FinEx	CO	Sub-Total													PS
1	2	3	4	5	6=(2+3+4+5)	7	8	9	10	11=(7+8+9+10)	12	13	14	15	16=(12+13+14+15)	17=(11+16)	18=(6+17)	19	20	21	22=(19+20+21)	23	24	25	26	27=(23+24+25+26)	28	
CASH DISBURSEMENTS	-	-	-	-	-	-	-	-	-	-	-	-	-	-	-	-	-	-	-	-	-	-	-	-	-	-	-	-
Notice of Cash Allocation (NCA)	-	-	-	-	-	-	-	-	-	-	-	-	-	-	-	-	-	-	-	-	-	-	-	-	-	-	-	
MDS Checks Issued	-	-	-	-	-	-	-	-	-	-	-	-	-	-	-	-	-	-	-	-	-	-	-	-	-	-	-	
Advice to Debit Account	-	-	-	-	-	-	-	-	-	-	-	-	-	-	-	-	-	-	-	-	-	-	-	-	-	-	-	
Notice of Transfer Allocations (NTA)	-	-	-	-	-	-	-	-	-	-	-	-	-	-	-	-	-	-	-	-	-	-	-	-	-	-	-	
MDS Checks Issued	-	-	-	-	-	-	-	-	-	-	-	-	-	-	-	-	-	-	-	-	-	-	-	-	-	-	-	
Advice to Debit Account	-	-	-	-	-	-	-	-	-	-	-	-	-	-	-	-	-	-	-	-	-	-	-	-	-	-	-	
Working Fund for FAPs	-	-	-	-	-	-	-	-	-	-	-	-	-	-	-	-	-	-	-	-	-	-	-	-	-	-	-	
Cash Disbursement Ceiling (CDC)	-	-	-	-	-	-	-	-	-	-	-	-	-	-	-	-	-	-	-	-	-	-	-	-	-	-	-	
<b>TOTAL CASH DISBURSEMENTS</b>	-	-	-	-	-	-	-	-	-	-	-	-	-	-	-	-	-	-	-	-	-	-	-	-	-	-	-	
NON-CASH DISBURSEMENTS	-	-	-	-	-	-	-	-	-	-	-	-	-	-	-	-	-	-	-	-	-	-	-	-	-	-	-	
Tax Remittance Advices Issued (TRA)	-	-	-	-	-	-	-	-	-	-	-	-	-	-	-	-	-	-	-	-	-	-	-	-	-	-	-	
Non-Cash Availment Authority (NCAA)	-	-	-	-	-	-	-	-	-	-	-	-	-	-	-	-	-	-	-	-	-	-	-	-	-	-	-	
Disbursements effected through outright deductions from claims (please specify...)	-	-	-	-	-	-	-	-	-	-	-	-	-	-	-	-	-	-	-	-	-	-	-	-	-	-	-	
Overpayment of expenses(e.g. personnel benefits)	-	-	-	-	-	-	-	-	-	-	-	-	-	-	-	-	-	-	-	-	-	-	-	-	-	-	-	
Restitution for loss of government property	-	-	-	-	-	-	-	-	-	-	-	-	-	-	-	-	-	-	-	-	-	-	-	-	-	-	-	
Liquidated damages and similar claims	-	-	-	-	-	-	-	-	-	-	-	-	-	-	-	-	-	-	-	-	-	-	-	-	-	-	-	
Others(TEF, BTr-Documentary Stamp Tax, etc.)	-	-	-	-	-	-	-	-	-	-	-	-	-	-	-	-	-	-	-	-	-	-	-	-	-	-	-	
<b>TOTAL NON-CASH DISBURSEMENTS</b>	-	-	-	-	-	-	-	-	-	-	-	-	-	-	-	-	-	-	-	-	-	-	-	-	-	-	-	
<b>GRAND TOTAL</b>	-	-	-	-	-	-	-	-	-	-	-	-	-	-	-	-	-	-	-	-	-	-	-	-	-	-	-	

**SUMMARY**

Particulars	Previous Report	This Month	As at Date
(1)	(2)	(3)	(4)
Total Disbursement Authorities Received	6,355,640.42	14,259,844.90	20,615,485.32
NCA	-	-	-
NTA	-	-	-
Working Fund	6,355,640.42	14,259,844.90	20,615,485.32
TRA	-	-	-
CDC	-	-	-
NCAA	-	-	-
Less: Notice of Transfer of Allocations (NTA)* issued	6,345,640.42	14,259,844.90	20,605,485.32
Total Disbursement Authorities Available	10,000.00	-	10,000.00
Less:			
Lapsed NCA	-	-	-
Disbursements	-	-	-
Less: Other Non-Cash Disbursements	-	-	-
Disbursements effected through outright deductions from claims	-	-	-
Overpayment of expenses(e.g. personnel benefits)	-	-	-
Restitution for loss of government property	-	-	-
Liquidated damages and similar claims	-	-	-
Others (e.g. TEF, BTr, Docs Stamp, etc.)	-	-	-
Add/Less: Adjustments (e.g. cancelled/staled checks)	-	-	-
Balance of Disbursement Authorities as at date	10,000.00	-	10,000.00
Total Disbursements Program	10,000.00	-	10,000.00
Less: *Actual Disbursements	-	-	-
(Over)/Under spending	10,000.00	-	10,000.00

Notes: \* The use of NTA is discouraged  
 Notes: \*\* Amounts should tally with the grand total disbursement (column 27).

**Certified Correct:**

*Donnillosan*  
**DIÑA M. NILLOSAN**  
 Agency Chief Accountant  
 Date: *2/11*

**Approved by:**

*Fontanilla*  
**ANGELITO V. FONTANILLA**  
 Director, Financial and Management Service  
 Date:


**MONTHLY REPORT OF DISBURSEMENTS**  
For the month of March 2023

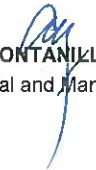
Department: Department of Environment and Natural Resources (DENR)  
 Agency: Office of the Secretary  
 Operating Unit: ALL  
 Organization Code: 10 001 0100000  
 Fund Cluster: 07 - Trust Fund

Particulars	Current Year Budget					Prior Year's Budget											SUB-TOTAL	Trust Liabilities				Grand Total					Remarks	
	PS	MOOE	FinEx	CO	TOTAL	Prior Year's Accounts Payable					Current Year's Accounts Payable					TOTAL		PS	MOOE	CO	TOTAL	PS	MOOE	FinEx	CO	TOTAL		
						PS	MOOE	FinEx	CO	Sub-Total	PS	MOOE	FinEx	CO	Sub-Total													
1	2	3	4	5	6=(2+3+4+5)	7	8	9	10	11=(7+8+9+10)	12	13	14	15	16=(12+13+14+15)	17=(11+16)	18=(6+17)	19	20	21	22=(19+20+21)	23	24	25	26	27=(23+24+25+26)	28	
CASH DISBURSEMENTS	-	-	-	-	-	-	-	-	-	-	-	-	-	-	-	-	-	-	838,180.45	-	-	838,180.45	-	-	-	838,180.45	-	-
Notice of Cash Allocation (NCA)	-	-	-	-	-	-	-	-	-	-	-	-	-	-	-	-	-	-	838,180.45	-	-	838,180.45	-	-	-	838,180.45	-	-
MDS Checks Issued	-	-	-	-	-	-	-	-	-	-	-	-	-	-	-	-	-	-	-	-	-	-	-	-	-	-	-	
Advice to Debit Account	-	-	-	-	-	-	-	-	-	-	-	-	-	-	-	-	-	-	838,180.45	-	-	838,180.45	-	-	-	838,180.45	-	-
Notice of Transfer Allocations (NTA)	-	-	-	-	-	-	-	-	-	-	-	-	-	-	-	-	-	-	-	-	-	-	-	-	-	-	-	
MDS Checks Issued	-	-	-	-	-	-	-	-	-	-	-	-	-	-	-	-	-	-	-	-	-	-	-	-	-	-	-	
Advice to Debit Account	-	-	-	-	-	-	-	-	-	-	-	-	-	-	-	-	-	-	-	-	-	-	-	-	-	-	-	
Working Fund for FAPs	-	-	-	-	-	-	-	-	-	-	-	-	-	-	-	-	-	-	-	-	-	-	-	-	-	-	-	
Cash Disbursement Ceiling (CDC)	-	-	-	-	-	-	-	-	-	-	-	-	-	-	-	-	-	-	-	-	-	-	-	-	-	-	-	
TOTAL CASH DISBURSEMENTS	-	-	-	-	-	-	-	-	-	-	-	-	-	-	-	-	-	-	838,180.45	-	-	838,180.45	-	-	-	838,180.45	-	-
NON-CASH DISBURSEMENTS	-	-	-	-	-	-	-	-	-	-	-	-	-	-	-	-	-	-	30,496.62	-	-	30,496.62	-	-	-	30,496.62	-	-
Tax Remittance Advices Issued (TRA)	-	-	-	-	-	-	-	-	-	-	-	-	-	-	-	-	-	-	30,496.62	-	-	30,496.62	-	-	-	30,496.62	-	-
Non-Cash Availment Authority (NCAA)	-	-	-	-	-	-	-	-	-	-	-	-	-	-	-	-	-	-	-	-	-	-	-	-	-	-	-	
Disbursements effected through outright deductions from claims (please specify...)	-	-	-	-	-	-	-	-	-	-	-	-	-	-	-	-	-	-	-	-	-	-	-	-	-	-	-	
Overpayment of expenses(e.g. personnel benefits)	-	-	-	-	-	-	-	-	-	-	-	-	-	-	-	-	-	-	-	-	-	-	-	-	-	-	-	
Restitution for loss of government property	-	-	-	-	-	-	-	-	-	-	-	-	-	-	-	-	-	-	-	-	-	-	-	-	-	-	-	
Liquidated damages and similar claims	-	-	-	-	-	-	-	-	-	-	-	-	-	-	-	-	-	-	-	-	-	-	-	-	-	-	-	
Others(TEF, BTr-Documentary Stamp Tax, etc.)	-	-	-	-	-	-	-	-	-	-	-	-	-	-	-	-	-	-	-	-	-	-	-	-	-	-	-	
TOTAL NON-CASH DISBURSEMENTS	-	-	-	-	-	-	-	-	-	-	-	-	-	-	-	-	-	-	30,496.62	-	-	30,496.62	-	-	-	30,496.62	-	-
GRAND TOTAL	-	-	-	-	-	-	-	-	-	-	-	-	-	-	-	-	-	-	868,677.07	-	-	868,677.07	-	-	-	868,677.07	-	-

Particulars	Previous Report	This Month	As at Date
(1)	(2)	(3)	(4)
Total Disbursement Authorities Received	5,337,925.72	2,104,922.62	7,442,848.34
NCA	5,265,110.00	2,074,426.00	7,339,536.00
NTA***	-	-	-
Working Fund	-	-	-
TRA	72,815.72	30,496.62	103,312.34
CDC	-	-	-
NCAA	-	-	-
Less: Notice of Transfer of Allocations (NTA)* issued	-	-	-
Total Disbursement Authorities Available	5,337,925.72	2,104,922.62	7,442,848.34
Less:			
Lapsed NCA	-	-	-
Disbursements	3,963,834.70	868,677.07	4,832,511.77
Less: Other Non-Cash Disbursements	-	-	-
Disbursements effected through outright deductions from claims	-	-	-
Overpayment of expenses(e.g. personnel benefits)	-	-	-
Restitution for loss of government property	-	-	-
Liquidated damages and similar claims	-	-	-
Others (e.g. TEF, BTr, Docs Stamp, etc.)	-	-	-
Add/Less: Adjustments (e.g. cancelled/staled checks)	-	-	-
Balance of Disbursement Authorities as at date	1,374,091.02	1,236,245.55	2,610,336.57
Total Disbursements Program	5,337,925.72	2,104,922.62	7,442,848.34
Less: *Actual Disbursements	3,963,834.70	868,677.07	4,832,511.77
(Over)/Under spending	1,374,091.02	1,236,245.55	2,610,336.57

Notes: \* The use of NTA is discouraged  
 Notes: \*\* Amounts should tally with the grand total disbursement (column 27).

**Certified Correct:**  
  
 DIÑA M. NILLOSAN  
 Agency Chief Accountant  
 Date:      /      /     

**Approved by:**  
  
 ANGELITO V. FONTANILLA  
 Director, Financial and Management Service  
 Date:      /      /