

MONTHLY REPORT OF DISBURSEMENTS
For the month of June 2023

Department: Department of Environment and Natural Resources (DENR)
Agency: Office of the Secretary
Operating Unit: ALL
Organization Code: 10 001 0100000
Fund Cluster: 01 - Regular Agency Fund

Particulars	Current Year Budget					Prior Year's Budget											SUB-TOTAL	Trust Liabilities				Grand Total					Remarks	
	PS	MOOE	FinEx	CO	TOTAL	Prior Year's Accounts Payable					Current Year's Accounts Payable					TOTAL		PS	MOOE	CO	TOTAL	PS	MOOE	FinEx	CO	TOTAL		
						PS	MOOE	FinEx	CO	Sub-Total	PS	MOOE	FinEx	CO	Sub-Total													
1	2	3	4	5	6=(2+3+4+5)	7	8	9	10	11=(7+8+9+10)	12	13	14	15	16=(12+13+14+15)	17=(11+16)	18=(6+17)	19	20	21	22=(19+20+21)	23	24	25	26	27=(23+24+25+26)	28	
CASH DISBURSEMENTS	660,922,812.30	1,435,000,309.56	-	325,754,635.31	2,421,677,757.17	3,672,654.22	71,467,120.78	-	87,126,110.11	162,265,885.11	-	9,052,045.82	-	4,276,076.08	13,328,121.90	175,594,007.01	2,597,271,764.18	-	-	-	-	984,595,466.52	1,515,519,476.16	-	417,156,821.50	2,597,271,764.18		
Notice of Cash Allocation (NCA)	643,503,240.34	1,394,786,999.15	-	317,320,948.78	2,355,611,188.27	3,672,654.22	70,781,901.64	-	83,465,424.88	157,919,980.74	-	8,232,620.53	-	2,977,032.74	11,206,653.27	189,129,634.01	2,524,740,822.28	-	-	-	-	647,175,894.56	1,473,801,521.32	-	403,763,406.40	2,524,740,822.28		
MDS Checks Issued	153,248,776.86	918,727,534.64	-	133,722,750.42	1,205,899,061.92	327,566.18	8,657,237.45	-	14,803,486.74	23,788,292.37	-	2,769,169.56	-	530,676.62	3,298,846.18	27,088,138.55	1,232,787,200.47	-	-	-	-	153,576,343.04	930,153,941.65	-	148,059,915.78	1,232,787,200.47		
Advice to Debit Account	490,254,463.48	476,059,464.51	-	183,598,198.36	1,149,912,126.35	3,345,088.04	62,124,664.19	-	68,661,936.14	134,131,688.37	-	5,463,450.97	-	2,446,366.12	7,909,807.09	142,041,495.46	1,291,653,621.81	-	-	-	-	493,599,551.52	543,647,579.67	-	254,706,490.62	1,291,953,621.81		
Notice of Transfer Allocations (NTA)	17,419,571.96	40,213,310.41	-	8,433,886.53	66,066,568.90	-	685,219.14	-	3,060,585.23	4,345,904.37	-	819,425.29	-	1,299,043.34	2,118,468.63	8,464,373.00	72,530,941.90	-	-	-	-	17,419,571.96	41,717,954.84	-	13,393,415.10	72,530,941.90		
MDS Checks Issued	9,010,039.94	6,598,373.36	-	1,529,678.89	16,138,089.69	-	387,490.61	-	2,802,740.33	2,990,230.94	-	279,730.89	-	1,299,043.34	1,578,774.23	4,568,005.17	20,707,094.86	-	-	-	-	9,010,039.94	7,265,594.86	-	5,431,460.38	20,707,094.86		
Advice to Debit Account	9,409,532.32	33,614,937.05	-	6,904,009.84	49,928,478.21	-	297,728.53	-	1,057,944.90	1,355,673.43	-	639,694.40	-	-	539,094.40	1,895,367.83	51,823,847.04	-	-	-	-	9,409,532.32	34,452,359.98	-	7,981,954.74	51,823,847.04		
Working Fund for FAPs	-	-	-	-	-	-	-	-	-	-	-	-	-	-	-	-	-	-	-	-	-	-	-	-	-	-	-	
Cash Disbursement Ceiling (CDC)	-	-	-	-	-	-	-	-	-	-	-	-	-	-	-	-	-	-	-	-	-	-	-	-	-	-	-	
TOTAL CASH DISBURSEMENTS	660,922,812.30	1,435,000,309.56	-	325,754,635.31	2,421,677,757.17	3,672,654.22	71,467,120.78	-	87,126,110.11	162,265,885.11	-	9,052,045.82	-	4,276,076.08	13,328,121.90	175,594,007.01	2,597,271,764.18	-	-	-	-	664,595,466.52	1,515,519,476.16	-	417,156,821.50	2,597,271,764.18		
NON-CASH DISBURSEMENTS	27,889,403.48	13,755,649.67	-	7,358,540.75	49,003,593.90	-	1,822,556.52	-	1,382,503.91	3,205,060.43	-	352,755.78	-	157,305.72	510,061.50	3,715,121.93	52,718,715.83	-	-	-	-	27,889,403.48	15,930,961.97	-	8,898,350.38	52,718,715.83		
Tax Remittance Advices Issued (TRA)	27,889,403.48	13,755,649.67	-	7,358,540.75	48,998,963.81	-	1,822,556.52	-	1,382,503.91	3,205,060.43	-	352,755.78	-	157,305.72	510,061.50	3,715,121.93	52,714,085.74	-	-	-	-	27,889,403.48	15,926,331.88	-	8,898,350.38	52,714,085.74		
Non-Cash Availment Authority (NCAA)	-	-	-	-	-	-	-	-	-	-	-	-	-	-	-	-	-	-	-	-	-	-	-	-	-	-	-	
Disbursements effected through outright deductions from claims (please specify...)	-	4,630.09	-	-	4,630.09	-	-	-	-	-	-	-	-	-	-	-	4,630.09	-	-	-	-	-	4,630.09	-	-	4,630.09		
Overpayment of expenses(e.g. personnel benefits)	-	4,202.39	-	-	4,202.39	-	-	-	-	-	-	-	-	-	-	-	4,202.39	-	-	-	-	-	4,202.39	-	-	4,202.39		
Restitution for loss of government property	-	-	-	-	-	-	-	-	-	-	-	-	-	-	-	-	-	-	-	-	-	-	-	-	-	-	-	
Liquidated damages and similar claims	-	427.70	-	-	427.70	-	-	-	-	-	-	-	-	-	-	-	427.70	-	-	-	-	-	427.70	-	-	427.70		
Others(TEF BTr Documentary Stamp Tax etc.)	-	-	-	-	-	-	-	-	-	-	-	-	-	-	-	-	-	-	-	-	-	-	-	-	-	-	-	
TOTAL NON-CASH DISBURSEMENTS	27,889,403.48	13,755,649.67	-	7,358,540.75	49,003,593.90	-	1,822,556.52	-	1,382,503.91	3,205,060.43	-	352,755.78	-	157,305.72	510,061.50	3,715,121.93	52,718,715.83	-	-	-	-	27,889,403.48	15,930,961.97	-	8,898,350.38	52,718,715.83		
GRAND TOTAL	688,812,215.78	1,448,755,959.23	-	333,113,176.06	2,470,681,351.07	3,672,654.22	73,289,677.30	-	88,508,614.02	165,470,945.54	-	9,404,801.60	-	4,433,381.80	13,838,183.40	179,309,128.94	2,649,990,480.01	-	-	-	-	692,484,870.00	1,531,450,438.13	-	426,055,171.88	2,649,990,480.01		

Particulars	Previous Report	This Month	As at Date
(1)	(2)	(3)	(4)
Total Disbursement Authorities Received	8,273,610,988.57	1,611,863,829.27	9,885,474,817.84
NCA	7,496,483,533.35	1,353,441,860.62	8,849,925,393.97
NTA	555,541,470.80	205,707,882.91	761,249,353.71
Working Fund	-	-	-
TRA	221,585,984.42	52,714,085.74	274,300,070.16
CDC	-	-	-
NCAA	-	-	-
Less: Notice of Transfer of Allocations (NTA) issued	595,273,528.80	207,067,960.91	772,361,489.71
Total Disbursement Authorities Available	7,708,337,459.77	1,404,775,868.36	9,113,113,328.13
Less:			
Lapsed NCA	964,345.63	251,555,113.08	252,519,458.71
Disbursements	6,212,273,658.00	2,649,990,480.01	8,862,264,138.01
Less: Other Non-Cash Disbursements	20,921.56	4,830.09	25,551.65
Disbursements effected through outright deductions from claims	20,921.56	4,630.09	25,551.65
*** Overpayment of expenses(e.g. personnel benefits)	20,921.56	4,202.39	25,123.95
Restitution for loss of government property	-	-	-
Liquidated damages and similar claims	-	427.70	427.70
Others (e.g. TEF BTr Docs Stamp etc.)	-	-	-
Add/Less: Adjustments (e.g. cancelled/staled checks)	750,005.67	885,709.27	1,634,714.94
Balance of Disbursement Authorities as at date	1,495,879,385.37	(1,495,879,385.37)	0.00
Total Disbursements Program	7,709,096,465.44	1,405,661,577.63	9,114,758,043.07
Less: **Actual Disbursements	6,212,252,734.44	2,649,985,849.92	8,862,238,584.36
(Over)/Under spending	1,496,843,731.00	(1,244,324,272.29)	252,519,458.71

Notes: * The use of NTA is discouraged
** Amounts should tally with the grand total disbursement (column 27).
***Other Non-Cash Disbursements is from CAR.

Certified Correct:

Diña M. Nillosan
DIÑA M. NILLOSAN
Agency Chief Accountant
Date: *H*

Recommending Approval:

Imelda R. Dela Cruz
IMELDA R. DELA CRUZ
OIC Director, Financial and Management Service
Date:

Approved by:

Engr. Nonita S. Maguio
ENGR. NONITA S. MAGUIO
Assistant Secretary
Finance, Information Systems and Mining Concerns
Date:

MONTHLY REPORT OF DISBURSEMENTS
For the month of June 2023

Department: Department of Environment and Natural Resources (DENR)
Agency: Office of the Secretary
Operating Unit: ALL
Organization Code: 10 001 0100000
Fund Cluster: 02 - Foreign Assisted Projects Fund (GOP)

Particulars	Current Year Budget					Prior Year's Budget											SUB-TOTAL	Trust Liabilities				Grand Total					Remarks	
	PS	MOOE	FinEx	CO	TOTAL	Prior Year's Accounts Payable					Current Year's Accounts Payable					TOTAL		PS	MOOE	CO	TOTAL	PS	MOOE	FinEx	CO	TOTAL		
						PS	MOOE	FinEx	CO	Sub-Total	PS	MOOE	FinEx	CO	Sub-Total													
1	2	3	4	5	6=(2+3+4+5)	7	8	9	10	11=(7+8+9+10)	12	13	14	15	16=(12+13+14+15)	17=(11+16)	18=(6+17)	19	20	21	22=(19+20+21)	23	24	25	26	27=(23+24+25+26)	28	
CASH DISBURSEMENTS	-	16,390,567.88	-	-	16,390,567.88	-	1,474,989.78	-	6,725,314.19	8,200,303.97	-	67,147.07	-	243,700.64	310,847.71	8,511,151.68	24,901,719.35	-	-	-	-	-	-	17,932,704.53	-	5,969,014.83	24,901,719.36	
Notice of Cash Allocation (NCA)	-	-	-	-	-	-	149,981.63	-	777,767.90	927,749.53	-	7,194.09	-	243,700.64	250,894.73	1,178,644.26	1,178,644.26	-	-	-	-	-	-	157,175.72	-	1,021,468.54	1,178,644.26	
MDS Checks Issued	-	-	-	-	-	-	-	-	494,483.89	494,483.89	-	1,794.09	-	18,820.99	20,615.08	515,098.97	515,098.97	-	-	-	-	-	-	1,794.09	-	513,304.88	515,098.97	
Advice to Debit Account	-	-	-	-	-	-	149,981.63	-	283,284.01	433,265.64	-	5,400.00	-	224,879.65	230,279.65	663,545.29	663,545.29	-	-	-	-	-	-	155,381.53	-	508,163.66	663,545.29	
Notice of Transfer Allocations (NTA)	-	16,390,567.88	-	-	16,390,567.88	-	1,325,008.15	-	5,947,546.29	7,272,554.44	-	59,952.98	-	-	59,952.98	7,332,507.42	23,723,075.10	-	-	-	-	-	-	17,775,528.81	-	5,947,546.29	23,723,075.10	
MDS Checks Issued	-	6,837,316.76	-	-	6,837,316.76	-	794,399.10	-	2,985,371.60	3,779,770.70	-	10,970.98	-	-	10,970.98	3,790,741.68	10,428,058.44	-	-	-	-	-	-	7,442,686.84	-	2,985,371.60	10,428,058.44	
Advice to Debit Account	-	9,753,250.92	-	-	9,753,250.92	-	530,609.05	-	2,962,174.69	3,492,783.74	-	48,982.00	-	-	48,982.00	3,541,765.74	13,295,016.66	-	-	-	-	-	-	10,332,841.97	-	2,962,174.69	13,295,016.66	
Working Fund for FAPs	-	-	-	-	-	-	-	-	-	-	-	-	-	-	-	-	-	-	-	-	-	-	-	-	-	-	-	
Cash Disbursement Ceiling (CDC)	-	-	-	-	-	-	-	-	-	-	-	-	-	-	-	-	-	-	-	-	-	-	-	-	-	-	-	
TOTAL CASH DISBURSEMENTS	-	16,390,567.88	-	-	16,390,567.88	-	1,474,989.78	-	6,725,314.19	8,200,303.97	-	67,147.07	-	243,700.64	310,847.71	8,511,151.68	24,901,719.35	-	-	-	-	-	-	17,932,704.53	-	5,969,014.83	24,901,719.36	
NON-CASH DISBURSEMENTS	-	443,817.43	-	-	443,817.43	-	520,231.16	-	802,236.87	1,322,468.03	-	24,823.00	-	-	24,823.00	1,347,291.03	1,791,108.46	-	-	-	-	-	-	988,871.59	-	802,236.87	1,791,108.46	
Tax Remittance Advices Issued (TRA)	-	443,817.43	-	-	443,817.43	-	520,231.16	-	802,236.87	1,322,468.03	-	24,823.00	-	-	24,823.00	1,347,291.03	1,791,108.46	-	-	-	-	-	-	988,871.59	-	802,236.87	1,791,108.46	
Non-Cash Availment Authority (NCAA)	-	-	-	-	-	-	-	-	-	-	-	-	-	-	-	-	-	-	-	-	-	-	-	-	-	-	-	
Disbursements effected through outright deduction	-	-	-	-	-	-	-	-	-	-	-	-	-	-	-	-	-	-	-	-	-	-	-	-	-	-	-	
Overpayment of expenses(e.g. personnel benefit)	-	-	-	-	-	-	-	-	-	-	-	-	-	-	-	-	-	-	-	-	-	-	-	-	-	-	-	
Restitution for loss of government property	-	-	-	-	-	-	-	-	-	-	-	-	-	-	-	-	-	-	-	-	-	-	-	-	-	-	-	
Liquidated damages and similar claims	-	-	-	-	-	-	-	-	-	-	-	-	-	-	-	-	-	-	-	-	-	-	-	-	-	-	-	
Others(TEF BTr-Documentary Stamp Tax etc.)	-	-	-	-	-	-	-	-	-	-	-	-	-	-	-	-	-	-	-	-	-	-	-	-	-	-	-	
TOTAL NON-CASH DISBURSEMENTS	-	443,817.43	-	-	443,817.43	-	520,231.16	-	802,236.87	1,322,468.03	-	24,823.00	-	24,823.00	24,823.00	1,347,291.03	1,791,108.46	-	-	-	-	-	-	988,871.59	-	802,236.87	1,791,108.46	
GRAND TOTAL	-	16,834,385.11	-	-	16,834,385.11	-	1,995,220.94	-	7,527,551.06	9,522,772.00	-	91,970.07	-	243,700.64	335,670.71	9,858,442.71	26,692,827.82	-	-	-	-	-	-	18,921,576.12	-	7,771,251.70	26,692,827.82	

Particulars	Previous Report	This Month	As at Date
(1)	(2)	(3)	(4)
Total Disbursement Authorities Received	85,060,183.83	44,118,109.17	129,166,383.00
NCA	39,179,000.00	21,580,322.00	60,759,322.00
NTA	39,604,000.00	20,744,768.71	60,348,768.71
Working Fund	-	-	-
TRA	6,267,183.83	1,791,108.46	8,058,292.29
CDC	-	-	-
NCAA	-	-	-
Less: Notice of Transfer of Allocations (NTA)* issued	40,087,044.00	20,744,768.71	60,831,812.71
Total Disbursement Authorities Available	44,963,139.83	23,371,430.46	68,334,570.29
Less:			
Lapsed NCA	143,777.27	1,587,821.57	1,731,598.84
Disbursements	38,639,278.76	26,692,827.82	65,332,106.58
Less: Other Non-Cash Disbursements			
Disbursements effected through outright deductions from claims	-	-	-
*** Overpayment of expenses(e.g. personnel benefits)	-	-	-
Restitution for loss of government property	-	-	-
Liquidated damages and similar claims	-	-	-
Others (e.g. TEF BTr Docs Stamp etc.)	-	-	-
Add/Less: Adjustments (e.g. cancelled/staled checks)	639.00	-	639.00
Balance of Disbursement Authorities as at date	6,180,722.80	(4,909,218.93)	1,271,503.87
Total Disbursements Program	44,963,778.83	23,371,430.46	68,335,209.29
Less: **Actual Disbursements	38,639,278.76	26,692,827.82	65,332,106.58
(Over)/Under spending	6,324,500.07	(3,321,397.36)	3,003,102.71

Notes: * The use of NTA is discouraged
** Amounts should tally with the grand total disbursement (column 27).
*** Other Non-Cash Disbursements is from CAR.


Certified Correct:


DINA M. NILLOSAN
Agency Chief Accountant
Date: 

Recommending Approval:


IMELDA R. DELA CRUZ
OIC Director, Financial and Management Service
Date:

Approved by:


ENGR. NONIE C. ARGUIO
Assistant Secretary
Finance, Information Systems and Mining Concerns
Date:

MONTHLY REPORT OF DISBURSEMENTS
For the month of June 2023

Department: Department of Environment and Natural Resources (DENR)
Agency: Office of the Secretary
Operating Unit: ALL
Organization Code: 10 001 010000
Fund Cluster: 02 - Foreign Assisted Projects Fund (LP)

Particulars	Current Year Budget					Prior Year's Budget											SUB-TOTAL	Trust Liabilities				Grand Total					Remarks		
	PS	MOOE	FinEx	CO	TOTAL	Prior Year's Accounts Payable					Current Year's Accounts Payable					TOTAL		PS	MOOE	CO	TOTAL	PS	MOOE	FinEx	CO	TOTAL			
						PS	MOOE	FinEx	CO	Sub-Total	PS	MOOE	FinEx	CO	Sub-Total														
1	2	3	4	5	6=(2+3+4+5)	7	8	9	10	11=(7+8+9+10)	12	13	14	15	16=(12+13+14+15)	17=(11+16)	18=(6+17)	19	20	21	22=(19+20+21)	23	24	25	26	27=(23+24+25+26)	28		
CASH DISBURSEMENTS		1,490,813.27			1,490,813.27		1,024,765.56		42,443,209.78	43,467,975.34		418,522.50		4,463,095.28	4,881,617.78	48,349,593.12	49,840,406.39									2,934,101.33		46,906,305.06	49,840,406.39
Notice of Cash Allocation (NCA)																													
MDS Checks Issued																													
Advice to Debit Account																													
Notice of Transfer Allocations (NTA)							60,291.00		9,979,358.44	10,039,649.44						10,039,649.44	10,039,649.44									60,291.00		9,979,358.44	10,039,649.44
MDS Checks Issued							60,291.00		9,979,358.44	10,039,649.44						10,039,649.44	10,039,649.44									60,291.00		9,979,358.44	10,039,649.44
Advice to Debit Account																													
Working Fund for FAPs		1,490,813.27			1,490,813.27		964,474.56		32,463,851.34	33,428,325.90		418,522.50		4,463,095.28	4,881,617.78	38,309,943.68	39,800,756.95									2,873,810.33		36,926,946.62	39,800,756.95
Cash Disbursement Ceiling (CDC)																													
TOTAL CASH DISBURSEMENTS		1,490,813.27			1,490,813.27		1,024,765.56		42,443,209.78	43,467,975.34		418,522.50		4,463,095.28	4,881,617.78	48,349,593.12	49,840,406.39								2,934,101.33		46,906,305.06	49,840,406.39	
NON-CASH DISBURSEMENTS																													
Tax Remittance Advices Issued (TRA)																													
Non-Cash Availment Authority (NCAA)																													
Disbursements effected through outright deductions																													
Overpayment of expenses(e.g. personnel benefit)																													
Restitution for loss of government property																													
Liquidated damages and similar claims																													
Others(TEF BTr-Documentary Stamp Tax etc.)																													
TOTAL NON-CASH DISBURSEMENTS																													
GRAND TOTAL		1,490,813.27			1,490,813.27		1,024,765.56		42,443,209.78	43,467,975.34		418,522.50		4,463,095.28	4,881,617.78	48,349,593.12	49,840,406.39								2,934,101.33		46,906,305.06	49,840,406.39	

SUMMARY	Particulars	Previous Report	This Month	As at Date
(1)	(2)	(3)	(4)	(5)
Total Disbursement Authorities Received		323,620,082.38	111,121,803.41	434,741,885.79
NCA		-	-	-
NTA		164,321,875.77	52,100,000.00	216,421,875.77
Working Fund		159,298,206.61	59,021,803.41	218,320,010.02
TRA		-	-	-
CDC		-	-	-
NCAA		-	-	-
Less: Notice of Transfer of Allocations (NTA)* issued		143,522,326.00	54,700,000.00	198,222,326.00
Total Disbursement Authorities Available		180,097,756.38	56,421,803.41	236,519,559.79
Less:				
Lapsed NCA		-	-	-
Disbursements		160,831,113.01	49,840,406.39	210,671,519.40
Less: Other Non-Cash Disbursements				
Disbursements effected through outright deductions from claims		-	-	-
*** Overpayment of expenses(e.g. personnel benefits)		-	-	-
Restitution for loss of government property		-	-	-
Liquidated damages and similar claims		-	-	-
Others (e.g. TEF BTr Docs Stamp etc.)		9,261,910.97	-	9,261,910.97
Add/Less: Adjustments (e.g. cancelled/retired checks)		51,476.85	-	51,476.85
Balance of Disbursement Authorities as at date		10,056,209.25	6,581,397.02	16,637,606.27
Total Disbursements Program		180,149,233.23	56,421,803.41	236,571,036.64
Less: **Actual Disbursements		170,093,023.96	49,840,406.39	219,933,430.37
(Over)/Under spending		10,056,209.25	6,581,397.02	16,637,606.27

Notes: * The use of NTA is discouraged
** Amounts should tally with the grand total disbursement (column 27).
*** Other Non-Cash Disbursements is from CAR.

Certified Correct:
Diana M. Nillosan
DIÑA M. NILLOSAN
Agency Chief Accountant
Date: *pa 4*

Recommending Approval:
Imelda R. Dela Cruz
IMELDA R. DELA CRUZ
OIC Director, Financial and Management Service
Date:

Approved by:
Engr. Nonita S. Caguioa
ENGR. NONITA S. CAGUIOA
Assistant Secretary
Finance, Information Systems and Mining Concerns
Date:

MONTHLY REPORT OF DISBURSEMENTS
For the month of June 2023



Department: Department of Environment and Natural Resources (DENR)
Agency: Office of the Secretary
Operating Unit: ALL
Organization Code: 10 001 0100000
Fund Cluster: 03 - Special Account - Locally Funded

Particulars	Current Year Budget					Prior Year's Budget											SUB-TOTAL	Trust Liabilities				Grand Total					Remarks
	PS	MOOE	FinEx	CO	TOTAL	Prior Year's Accounts Payable					Current Year's Accounts Payable					TOTAL		PS	MOOE	GO	TOTAL	PS	MOOE	FinEx	CO	TOTAL	
						PS	MOOE	FinEx	CO	Sub-Total	PS	MOOE	FinEx	CO	Sub-Total												
1	2	3	4	5	6=(2+3+4+5)	7	8	9	10	11=(7+8+9+10)	12	13	14	15	16=(12+13+14+15)	17=(11+16)	18=(19+20+21)	19	20	21	22=(19+20+21)	23	24	25	26	27=(23+24+25+26)	28
CASH DISBURSEMENTS	-	-	-	-	-	-	-	-	5,181,108.09	5,181,108.09	-	-	-	-	-	5,181,108.09	5,181,108.09	-	-	-	-	-	-	-	-	5,181,108.09	5,181,108.09
Notice of Cash Allocation (NCA)	-	-	-	-	-	-	-	-	5,181,108.09	5,181,108.09	-	-	-	-	-	5,181,108.09	5,181,108.09	-	-	-	-	-	-	-	-	5,181,108.09	5,181,108.09
MDS Checks Issued	-	-	-	-	-	-	-	-	4,469,429.40	4,469,429.40	-	-	-	-	-	4,469,429.40	4,469,429.40	-	-	-	-	-	-	-	-	4,469,429.40	4,469,429.40
Advice to Debit Account	-	-	-	-	-	-	-	-	711,678.69	711,678.69	-	-	-	-	-	711,678.69	711,678.69	-	-	-	-	-	-	-	-	711,678.69	711,678.69
Notice of Transfer Allocations (NTA)	-	-	-	-	-	-	-	-	-	-	-	-	-	-	-	-	-	-	-	-	-	-	-	-	-	-	-
MDS Checks Issued	-	-	-	-	-	-	-	-	-	-	-	-	-	-	-	-	-	-	-	-	-	-	-	-	-	-	-
Advice to Debit Account	-	-	-	-	-	-	-	-	-	-	-	-	-	-	-	-	-	-	-	-	-	-	-	-	-	-	-
Working Fund for FAPs	-	-	-	-	-	-	-	-	-	-	-	-	-	-	-	-	-	-	-	-	-	-	-	-	-	-	-
Cash Disbursement Ceiling (CDC)	-	-	-	-	-	-	-	-	-	-	-	-	-	-	-	-	-	-	-	-	-	-	-	-	-	-	-
TOTAL CASH DISBURSEMENTS	-	-	-	-	-	-	-	-	5,181,108.09	5,181,108.09	-	-	-	-	-	5,181,108.09	5,181,108.09	-	-	-	-	-	-	-	-	5,181,108.09	5,181,108.09
NON-CASH DISBURSEMENTS	-	-	-	-	-	-	-	-	278,452.44	278,452.44	-	-	-	-	-	278,452.44	278,452.44	-	-	-	-	-	-	-	-	278,452.44	278,452.44
Tax Remittance Advices Issued (TRA)	-	-	-	-	-	-	-	-	278,452.44	278,452.44	-	-	-	-	-	278,452.44	278,452.44	-	-	-	-	-	-	-	-	278,452.44	278,452.44
Non-Cash Availment Authority (NCAA)	-	-	-	-	-	-	-	-	-	-	-	-	-	-	-	-	-	-	-	-	-	-	-	-	-	-	-
Disbursements effected through outright deductions from	-	-	-	-	-	-	-	-	-	-	-	-	-	-	-	-	-	-	-	-	-	-	-	-	-	-	-
Overpayment of expenses(e.g. personnel benefits)	-	-	-	-	-	-	-	-	-	-	-	-	-	-	-	-	-	-	-	-	-	-	-	-	-	-	-
Restitution for loss of government property	-	-	-	-	-	-	-	-	-	-	-	-	-	-	-	-	-	-	-	-	-	-	-	-	-	-	-
Liquidated damages and similar claims	-	-	-	-	-	-	-	-	-	-	-	-	-	-	-	-	-	-	-	-	-	-	-	-	-	-	-
Others(TEF BTr-Documentary Stamp Tax etc.)	-	-	-	-	-	-	-	-	-	-	-	-	-	-	-	-	-	-	-	-	-	-	-	-	-	-	-
TOTAL NON-CASH DISBURSEMENTS	-	-	-	-	-	-	-	-	278,452.44	278,452.44	-	-	-	-	-	278,452.44	278,452.44	-	-	-	-	-	-	-	-	278,452.44	278,452.44
GRAND TOTAL	-	-	-	-	-	-	-	-	5,459,560.53	5,459,560.53	-	-	-	-	-	5,459,560.53	5,459,560.53	-	-	-	-	-	-	-	-	5,459,560.53	5,459,560.53

SUMMARY	Particulars	Previous Report	This Month	As at Date
(1)	(2)	(3)	(4)	(5)
Total Disbursement Authorities Received	6,175,742.83	990,131.44	7,165,874.27	
NCA	6,084,388.00	711,679.00	6,796,067.00	
NTA	-	-	-	
Working Fund	-	-	-	
TRA	91,354.83	278,452.44	369,807.27	
CDC	-	-	-	
NCAA	-	-	-	
Less: Notice of Transfer of Allocations (NTA)* Issued	-	-	-	
Total Disbursement Authorities Available	6,175,742.83	990,131.44	7,165,874.27	
Less:				
Lapsed NCA	-	29,572.26	29,572.26	
Disbursements	1,676,741.48	5,459,560.53	7,136,302.01	
Less: Other Non-Cash Disbursements	-	-	-	
Disbursements effected through outright deductions from claims	-	-	-	
Overpayment of expenses(e.g. personnel benefits)	-	-	-	
Restitution for loss of government property	-	-	-	
Liquidated damages and similar claims	-	-	-	
Others (e.g. TEF BTr- Docs Stamp etc.)	-	-	-	
Add/Less: Adjustments (e.g. cancelled/staled checks)	-	-	-	
Balance of Disbursement Authorities as at date	4,499,001.35	(4,499,001.35)	-	
Total Disbursements Program	6,175,742.83	990,131.44	7,165,874.27	
Less: **Actual Disbursements	1,676,741.48	5,459,560.53	7,136,302.01	
(Over)/Under spending	4,499,001.35	(4,469,429.09)	29,572.26	

Notes: * The use of NTA is discouraged
** Amounts should tally with the grand total disbursement (column 27).



Certified Correct:


DIÑA M. NILLOSAN
Agency Chief Accountant
Date: 

Recommending Approval:


IMELDA R. DELA CRUZ
OIC Director, Financial and Management Service
Date: 

Approved by:


ENGR. NONITA S. OGUIOA
Assistant Secretary
Finance, Information Systems and Mining Concerns
Date: 

MONTHLY REPORT OF DISBURSEMENTS
For the month of June 2023

Department: Department of Environment and Natural Resources (DENR)
 Agency: Office of the Secretary
 Operating Unit: ALL
 Organization Code: 10 001 0100000
 Fund Cluster: 04 - Special Account - Foreign Assisted/Grant

Particulars	Current Year Budget					Prior Year's Budget											SUB-TOTAL	Trust Liabilities				Grand Total					Remarks	
	PS	MOOE	FinEx	CO	TOTAL	Prior Year's Accounts Payable					Current Year's Accounts Payable							TOTAL	PS	MOOE	CO	TOTAL	PS	MOOE	FinEx	CO		TOTAL
						PS	MOOE	FinEx	CO	Sub-Total	PS	MOOE	FinEx	CO	Sub-Total													
1	2	3	4	5	6=(2+3+4+5)	7	8	9	10	11=(7+8+9+10)	12	13	14	15	16=(12+13+14+15)	17=(11+16)	18=(6+17)	19	20	21	22=(19+20+21)	23	24	25	26	27=(23+24+25+26)	28	
CASH DISBURSEMENTS																												
Notice of Cash Allocation (NCA)																												
MDS Checks Issued																												
Advice to Debit Account																												
Notice of Transfer Allocations (NTA)																												
MDS Checks Issued																												
Advice to Debit Account																												
Working Fund for FAPs																												
Cash Disbursement Ceiling (CDC)																												
TOTAL CASH DISBURSEMENTS																												
NON-CASH DISBURSEMENTS																												
Tax Remittance Advices issued (TRA)																												
Non-Cash Availment Authority (NCAA)																												
Disbursements effected through outright deductions fr																												
Overpayment of expenses(e.g. personnel benefits)																												
Restitution for loss of government property																												
Liquidated damages and similar claims																												
Others(TEF BTR-Documentary Stamp Tax etc.)																												
TOTAL NON-CASH DISBURSEMENTS																												
GRAND TOTAL																												

SUMMARY

Particulars	Previous Report	This Month	As at Date
(1)	(2)	(3)	(4)
Total Disbursement Authorities Received	55,208,309.88	-	55,208,309.88
NCA	-	-	-
NTA	-	-	-
Working Fund	55,208,309.88	-	55,208,309.88
TRA	-	-	-
CDC	-	-	-
NCAA	-	-	-
Less: Notice of Transfer of Allocations (NTA)* issued	55,198,309.88	-	55,198,309.88
Total Disbursement Authorities Available	10,000.00	-	10,000.00
Less:			
Lapsed NCA	-	-	-
Disbursements	-	-	-
Less: Other Non-Cash Disbursements			
Disbursements effected through outright deductions from claims	-	-	-
*** Overpayment of expenses(e.g. personnel benefits)	-	-	-
Restitution for loss of government property	-	-	-
Liquidated damages and similar claims	-	-	-
Others (e.g. TEF BTR Docs Stamp etc.)	-	-	-
Add/Less: Adjustments (e.g. cancelled/stale checks)	-	-	-
Balance of Disbursement Authorities as at date	10,000.00	-	10,000.00
Total Disbursements Program	10,000.00	-	10,000.00
Less: **Actual Disbursements	-	-	-
(Over)/Under spending	10,000.00	-	10,000.00


Notes: * The use of NTA is discouraged
 ** Amounts should tally with the grand total disbursement (column 27).
 ***Other Non-Cash Disbursements is from CAR.

Certified Correct:

DIÑA M. NILLOSAN
 Agency Chief Accountant
 Date: 4

Recommending Approval:

IMELDA R. DELA CRUZ
 OIC Director, Financial and Management Service
 Date:

Approved by:

ENGR. NONITA S. CAGUIOA
 Assistant Secretary
 Finance, Information Systems and Mining Concerns
 Date:

MONTHLY REPORT OF DISBURSEMENTS
For the month of June 2023


Department: Department of Environment and Natural Resources (DENR)
 Agency: Office of the Secretary
 Operating Unit: ALL
 Organization Code 10 001 0100000
 Fund Cluster: 07 - Trust Fund


Particulars	Current Year Budget					Prior Year's Budget											SUB-TOTAL	Trust Liabilities				Grand Total					Remarks	
	PS	MOOE	FinEx	CO	TOTAL	Prior Year's Accounts Payable					Current Year's Accounts Payable					TOTAL		PS	MOOE	CO	TOTAL	PS	MOOE	FinEx	CO	TOTAL		
						PS	MOOE	FinEx	CO	Sub-Total	PS	MOOE	FinEx	CO	Sub-Total													
1	2	3	4	5	6=(2+3+4+5)	7	8	9	10	11=(7+8+9+10)	12	13	14	15	16=(12+13+14+15)	17=(11+16)	18=(6+17)	19	20	21	22=(19+20+21)	23	24	25	26	27=(23+24+25+26)	28	
CASH DISBURSEMENTS	-	-	-	-	-	-	-	-	-	-	-	-	-	-	-	-	-	-	-	-	-	-	-	-	-	-	-	-
Notice of Cash Allocation (NCA)	-	-	-	-	-	-	-	-	-	-	-	-	-	-	-	-	-	-	-	-	-	-	-	-	-	-	-	-
MDS Checks Issued	-	-	-	-	-	-	-	-	-	-	-	-	-	-	-	-	-	-	-	-	-	-	-	-	-	-	-	-
Advice to Debit Account	-	-	-	-	-	-	-	-	-	-	-	-	-	-	-	-	-	-	-	-	-	-	-	-	-	-	-	-
Notice of Transfer Allocations (NTA)	-	-	-	-	-	-	-	-	-	-	-	-	-	-	-	-	-	-	-	-	-	-	-	-	-	-	-	-
MDS Checks Issued	-	-	-	-	-	-	-	-	-	-	-	-	-	-	-	-	-	-	-	-	-	-	-	-	-	-	-	-
Advice to Debit Account	-	-	-	-	-	-	-	-	-	-	-	-	-	-	-	-	-	-	-	-	-	-	-	-	-	-	-	-
Working Fund for FAPs	-	-	-	-	-	-	-	-	-	-	-	-	-	-	-	-	-	-	-	-	-	-	-	-	-	-	-	-
Cash Disbursement Ceiling (CDC)	-	-	-	-	-	-	-	-	-	-	-	-	-	-	-	-	-	-	-	-	-	-	-	-	-	-	-	-
TOTAL CASH DISBURSEMENTS	-	-	-	-	-	-	-	-	-	-	-	-	-	-	-	-	-	-	-	-	-	-	-	-	-	-	-	-
NON-CASH DISBURSEMENTS	-	-	-	-	-	-	-	-	-	-	-	-	-	-	-	-	-	-	-	-	-	-	-	-	-	-	-	-
Tax Remittance Advices Issued (TRA)	-	-	-	-	-	-	-	-	-	-	-	-	-	-	-	-	-	-	-	-	-	-	-	-	-	-	-	-
Non-Cash Availment Authority (NCAA)	-	-	-	-	-	-	-	-	-	-	-	-	-	-	-	-	-	-	-	-	-	-	-	-	-	-	-	-
Disbursements effected through outright deductions fro	-	-	-	-	-	-	-	-	-	-	-	-	-	-	-	-	-	-	-	-	-	-	-	-	-	-	-	-
Overpayment of expenses(e.g. personnel benefits)	-	-	-	-	-	-	-	-	-	-	-	-	-	-	-	-	-	-	-	-	-	-	-	-	-	-	-	-
Restitution for loss of government property	-	-	-	-	-	-	-	-	-	-	-	-	-	-	-	-	-	-	-	-	-	-	-	-	-	-	-	-
Liquidated damages and similar claims	-	-	-	-	-	-	-	-	-	-	-	-	-	-	-	-	-	-	-	-	-	-	-	-	-	-	-	-
Others(TEF BTr-Documetary Stamp Tax etc.)	-	-	-	-	-	-	-	-	-	-	-	-	-	-	-	-	-	-	-	-	-	-	-	-	-	-	-	-
TOTAL NON-CASH DISBURSEMENTS	-	-	-	-	-	-	-	-	-	-	-	-	-	-	-	-	-	-	-	-	-	-	-	-	-	-	-	-
GRAND TOTAL	-	-	-	-	-	-	-	-	-	-	-	-	-	-	-	-	-	-	-	-	-	-	-	-	-	-	-	-


SUMMARY

Particulars	Previous Report	This Month	As at Date
(1)	(2)	(3)	(4)
Total Disbursement Authorities Received	7,492,325.62	299,614.05	7,791,939.67
NCA	7,339,536.00	260,238.00	7,599,774.00
NTA	-	-	-
Working Fund	-	-	-
TRA	152,789.62	39,376.05	192,165.67
CDC	-	-	-
NCAA	-	-	-
Less: Notice of Transfer of Allocations (NTA)* issued	-	-	-
Total Disbursement Authorities Available	7,492,325.62	299,614.05	7,791,939.67
Less:	-	-	-
Lapsed NCA	-	-	-
Disbursements	6,253,787.00	1,137,717.64	7,391,504.64
Less: Other Non-Cash Disbursements	-	-	-
Disbursements effected through outright deductions from claims	-	-	-
*** Overpayment of expenses(e.g. personnel benefits)	-	-	-
Restitution for loss of government property	-	-	-
Liquidated damages and similar claims	-	-	-
Others (e.g. TEF BTr Docs Stamp etc.)	-	-	-
Add/Less: Adjustments (e.g. cancelled/staled checks)	-	-	-
Balance of Disbursement Authorities as at date	1,238,538.62	(838,103.59)	400,435.03
Total Disbursements Program	7,492,325.62	299,614.05	7,791,939.67
Less: **Actual Disbursements	6,253,787.00	1,137,717.64	7,391,504.64
(Over)/Under spending	1,238,538.62	(838,103.59)	400,435.03

Notes: * The use of NTA is discouraged
 ** Amounts should tally with the grand total disbursement (column 27).
 *** Other Non-Cash Disbursements is from CAR.

Certified Correct:

DIÑA M. NILLOSAN
 Agency Chief Accountant
 Date:

Recommending Approval:

IMELDA R. DELA CRUZ
 OIC Director, Financial and Management Service
 Date:

Approved by:

ENGR. NONITA S. CAGUIOA
 Assistant Secretary
 Finance, Information Systems and Mining Concerns
 Date: