

MONTHLY REPORT OF DISBURSEMENTS  
For the month of January 2023


Department: Department of Environment and Natural Resources (DENR)  
Agency: Office of the Secretary  
Operating Unit: ALL  
Organization Code: 10 001 0100000  
Fund Cluster: 01 - Regular Agency Fund

Particulars	Current Year Budget					Prior Year's Budget											SUB-TOTAL	Trust Liabilities				Grand Total					Remarks	
	PS	MOOE	FinEx	CO	TOTAL	Prior Year's Accounts Payable					Current Year's Accounts Payable					TOTAL		PS	MO	OE	CO	TOT	PS	MOOE	FinEx	CO		TOTAL
						PS	MOOE	FinEx	CO	Sub-Total	PS	MOOE	FinEx	CO	Sub-Total													
1	2	3	4	5	6=(2+3+4+5)	7	8	9	10	11=(7+8+9+10)	12	13	14	15	16=(12+13+14+15)	17=(11+16)	18=(6+17)	19	20	21	22=(19+20+21)	23	24	25	26	27=(23+24+25+26)	28	
CASH DISBURSEMENTS	364,422,452.05	65,242,704.93	-	4,669,135.73	434,334,292.71	161,215,445.19	157,519,448.70	-	35,757,558.87	354,492,452.76	2,940,875.00	1,113,110.21	-	7,400.00	4,061,385.21	358,553,837.97	792,888,130.68	-	-	-	-	528,578,772.24	223,875,263.84	-	40,434,094.60	792,888,130.68		
Notice of Cash Allocation (NCA)	360,570,726.55	65,242,704.93	-	4,669,135.73	430,482,567.21	161,215,445.19	157,335,455.76	-	35,757,558.87	354,308,459.82	2,940,875.00	690,929.33	-	7,400.00	3,639,204.33	357,947,664.15	788,430,231.36	-	-	-	-	524,727,046.74	223,269,090.02	-	40,434,094.60	788,430,231.36		
MDS Checks Issued	53,019,185.37	23,360,542.99	-	-	76,379,728.36	23,231,175.73	16,629,725.90	-	1,406,074.17	41,266,975.80	2,924,000.00	171,288.44	-	7,400.00	3,102,688.44	44,369,664.24	120,749,392.60	-	-	-	-	79,174,361.10	40,161,557.33	-	1,413,474.17	120,749,392.60		
Advice to Debit Account	307,551,541.18	41,882,161.94	-	4,669,135.73	354,102,838.85	137,984,269.46	140,705,729.86	-	34,351,484.70	313,041,484.02	16,875.00	519,640.89	-	-	536,515.89	313,577,999.91	667,680,838.76	-	-	-	-	445,552,685.64	183,107,532.69	-	39,020,620.43	667,680,838.76		
Notice of Transfer Allocations (NTA)	3,851,725.50	-	-	-	3,851,725.50	-	183,992.94	-	-	183,992.94	-	422,180.88	-	-	422,180.88	606,173.82	4,457,899.32	-	-	-	-	3,851,725.50	606,173.82	-	-	4,457,899.32		
MDS Checks Issued	-	-	-	-	-	-	16,100.00	-	-	16,100.00	-	406,775.63	-	-	406,775.63	422,875.63	422,875.63	-	-	-	-	-	422,875.63	-	-	422,875.63		
Advice to Debit Account	3,851,725.50	-	-	-	3,851,725.50	-	167,892.94	-	-	167,892.94	-	15,405.25	-	-	15,405.25	183,298.19	4,035,023.69	-	-	-	-	3,851,725.50	183,298.19	-	-	4,035,023.69		
Working Fund for FAPs	-	-	-	-	-	-	-	-	-	-	-	-	-	-	-	-	-	-	-	-	-	-	-	-	-	-		
Cash Disbursement Ceiling (CDC)	-	-	-	-	-	-	-	-	-	-	-	-	-	-	-	-	-	-	-	-	-	-	-	-	-	-		
TOTAL CASH DISBURSEMENTS	364,422,452.05	65,242,704.93	-	4,669,135.73	434,334,292.71	161,215,445.19	157,519,448.70	-	35,757,558.87	354,492,452.76	2,940,875.00	1,113,110.21	-	7,400.00	4,061,385.21	358,553,837.97	792,888,130.68	-	-	-	-	528,578,772.24	223,875,263.84	-	40,434,094.60	792,888,130.68		
NON-CASH DISBURSEMENTS	17,719,847.26	5,638,454.08	-	1,295,015.31	24,653,316.65	13,196,958.09	10,930,285.53	-	2,345,493.63	26,472,737.25	-	23,527.52	-	-	23,527.52	26,496,264.77	51,149,581.42	-	-	-	-	30,916,805.35	16,592,267.13	-	3,640,508.94	51,149,581.42		
Tax Remittance Advices Issued (TRA)	17,714,147.26	5,638,454.08	-	1,295,015.31	24,647,616.65	13,196,958.09	10,930,285.53	-	2,345,493.63	26,472,737.25	-	23,527.52	-	-	23,527.52	26,496,264.77	51,143,881.42	-	-	-	-	30,911,105.35	16,592,267.13	-	3,640,508.94	51,143,881.42		
Non-Cash Availment Authority (NCAA)	-	-	-	-	-	-	-	-	-	-	-	-	-	-	-	-	-	-	-	-	-	-	-	-	-	-		
Disbursements effected through outright deductions from claims (please specify...)	5,700.00	-	-	-	5,700.00	-	-	-	-	-	-	-	-	-	-	-	5,700.00	-	-	-	-	5,700.00	-	-	-	5,700.00		
Overpayment of expenses(e.g. personnel benefits)	5,700.00	-	-	-	5,700.00	-	-	-	-	-	-	-	-	-	-	-	5,700.00	-	-	-	-	5,700.00	-	-	-	5,700.00		
Restitution for loss of government property	-	-	-	-	-	-	-	-	-	-	-	-	-	-	-	-	-	-	-	-	-	-	-	-	-	-		
Liquidated damages and similar claims	-	-	-	-	-	-	-	-	-	-	-	-	-	-	-	-	-	-	-	-	-	-	-	-	-	-		
Others(TEF BTr-Documentary Stamp Tax etc.)	-	-	-	-	-	-	-	-	-	-	-	-	-	-	-	-	-	-	-	-	-	-	-	-	-	-		
TOTAL NON-CASH DISBURSEMENTS	17,719,847.26	5,638,454.08	-	1,295,015.31	24,653,316.65	13,196,958.09	10,930,285.53	-	2,345,493.63	26,472,737.25	-	23,527.52	-	-	23,527.52	26,496,264.77	51,149,581.42	-	-	-	-	30,916,805.35	16,592,267.13	-	3,640,508.94	51,149,581.42		
GRAND TOTAL	382,142,299.31	70,881,159.01	-	5,964,151.04	458,987,609.36	174,412,403.28	168,449,734.23	-	38,103,052.50	380,965,190.01	2,940,875.00	1,136,637.73	-	7,400.00	4,084,912.73	385,050,102.74	844,037,712.10	-	-	-	-	559,495,577.59	240,467,530.97	-	44,074,603.54	844,037,712.10		


SUMMARY	Particulars	Previous Report	This Month	As at Date
	(1)	(2)	(3)	(4)
Total Disbursement Authorities Received	-	-	1,027,141,987.42	1,027,141,987.42
NCA	-	-	942,188,706.00	942,188,706.00
NTA	-	-	33,809,400.00	33,809,400.00
Working Fund	-	-	-	-
TRA	-	-	51,143,881.42	51,143,881.42
CDC	-	-	-	-
NCAA	-	-	-	-
Less: Notice of Transfer of Allocations (NTA)* issued	-	-	40,376,440.00	40,376,440.00
Total Disbursement Authorities Available	-	-	986,765,547.42	986,765,547.42
Less:	-	-	-	-
Lapsed NCA	-	-	-	-
Disbursements	-	-	844,037,712.10	844,037,712.10
Less: Other Non-Cash Disbursements	-	-	5,700.00	5,700.00
Disbursements effected through outright deductions from claims	-	-	5,700.00	5,700.00
*** Overpayment of expenses(e.g. personnel benefits)	-	-	5,700.00	5,700.00
Restitution for loss of government property	-	-	-	-
Liquidated damages and similar claims	-	-	-	-
Others (e.g. TEF BTr Docs Stamp etc.)	-	-	-	-
Add/Less: Adjustments (e.g. cancelled/staled checks)	-	-	35,718.21	35,718.21
Balance of Disbursement Authorities as at date	-	-	142,769,253.53	142,769,253.53
Total Disbursements Program	-	-	986,801,265.63	986,801,265.63
Less: **Actual Disbursements	-	-	844,032,012.10	844,032,012.10
(Over)/Under spending	-	-	142,769,253.53	142,769,253.53

Notes: \* The use of NTA is discouraged  
\*\* Amounts should tally with the grand total disbursement (column 27).  
\*\*\*Other Non-Cash Disbursements is from CAR.


Certified Correct:

  
DIÑA M. NILLOSAN  
Agency Chief Accountant  
Date: 7 11

Recommending Approval:

  
ANGELITO V. FONTANILLA  
Director, Financial and Management Service  
Date:

Approved by:

  
ENGR. NONITA S. CAGUIOA  
Assistant Secretary  
Finance, Information Systems and Mining Concerns  
Date:



MONTHLY REPORT OF DISBURSEMENTS  
For the month of January 2023

Department: Department of Environment and Natural Resources (DENR)  
Agency: Office of the Secretary  
Operating Unit: ALL  
Organization Code: 10 001 0100000  
Fund Cluster: 02 - Foreign Assisted Projects Fund (GOP)

Particulars	Current Year Budget					Prior Year's Budget											SUB-TOTAL	Trust Liabilities				Grand Total					Remarks
	PS	MOOE	Fin Ex	CO	TOTAL	Prior Year's Accounts Payable					Current Year's Accounts Payable					TOTAL		PS	MOOE	CO	TOTAL	PS	MOOE	Fin Ex	CO	TOTAL	
						PS	MOOE	FinEx	CO	Sub-Total	PS	MOOE	FinEx	CO	Sub-Total												
1	2	3	4	5	6=(2+3+4+5)	7	8	9	10	11=(7+8+9+10)	12	13	14	15	16=(12+13+14+15)	17=(11+16)	18=(6+17)	19	20	21	22=(19+20+21)	23	24	25	26	27=(23+24+25+26)	28
CASH DISBURSEMENTS	-	71,189.44	-	-	71,189.44	-	3,340,024.00	-	-	3,340,024.00	-	-	-	-	-	3,340,024.00	3,411,213.44	-	-	-	-	-	3,411,213.44	-	-	3,411,213.44	
Notice of Cash Allocation (NCA)	-	1,875.01	-	-	1,875.01	-	-	-	-	-	-	-	-	-	-	-	1,875.01	-	-	-	-	-	1,875.01	-	-	1,875.01	
MDS Checks Issued	-	1,875.01	-	-	1,875.01	-	-	-	-	-	-	-	-	-	-	-	1,875.01	-	-	-	-	-	1,875.01	-	-	1,875.01	
Advice to Debit Account	-	-	-	-	-	-	-	-	-	-	-	-	-	-	-	-	-	-	-	-	-	-	-	-	-	-	
Notice of Transfer Allocations (NTA)	-	69,314.43	-	-	69,314.43	-	3,340,024.00	-	-	3,340,024.00	-	-	-	-	-	3,340,024.00	3,409,338.43	-	-	-	-	-	3,409,338.43	-	-	3,409,338.43	
MDS Checks Issued	-	31,403.51	-	-	31,403.51	-	137,152.95	-	-	137,152.95	-	-	-	-	-	137,152.95	168,556.46	-	-	-	-	-	168,556.46	-	-	168,556.46	
Advice to Debit Account	-	37,910.92	-	-	37,910.92	-	3,202,871.05	-	-	3,202,871.05	-	-	-	-	-	3,202,871.05	3,240,781.97	-	-	-	-	-	3,240,781.97	-	-	3,240,781.97	
Working Fund for FAPs	-	-	-	-	-	-	-	-	-	-	-	-	-	-	-	-	-	-	-	-	-	-	-	-	-	-	
Cash Disbursement Ceiling (CDC)	-	-	-	-	-	-	-	-	-	-	-	-	-	-	-	-	-	-	-	-	-	-	-	-	-	-	
TOTAL CASH DISBURSEMENTS	-	71,189.44	-	-	71,189.44	-	3,340,024.00	-	-	3,340,024.00	-	-	-	-	-	3,340,024.00	3,411,213.44	-	-	-	-	-	3,411,213.44	-	-	3,411,213.44	
NON-CASH DISBURSEMENTS	-	971,420.38	-	-	971,420.38	-	75,936.64	-	292,643.77	368,580.41	-	-	-	-	-	368,580.41	1,340,000.79	-	-	-	-	-	1,047,357.02	-	292,643.77	1,340,000.79	
Tax Remittance Advices Issued (TRA)	-	971,420.38	-	-	971,420.38	-	75,936.64	-	292,643.77	368,580.41	-	-	-	-	-	368,580.41	1,340,000.79	-	-	-	-	-	1,047,357.02	-	292,643.77	1,340,000.79	
Non-Cash Availment Authority (NCAA)	-	-	-	-	-	-	-	-	-	-	-	-	-	-	-	-	-	-	-	-	-	-	-	-	-	-	
Disbursements effected through outright deductions from claims (please specify...)	-	-	-	-	-	-	-	-	-	-	-	-	-	-	-	-	-	-	-	-	-	-	-	-	-	-	
Overpayment of expenses(e.g. personnel benefits)	-	-	-	-	-	-	-	-	-	-	-	-	-	-	-	-	-	-	-	-	-	-	-	-	-	-	
Restitution for loss of government property	-	-	-	-	-	-	-	-	-	-	-	-	-	-	-	-	-	-	-	-	-	-	-	-	-	-	
Liquidated damages and similar claims	-	-	-	-	-	-	-	-	-	-	-	-	-	-	-	-	-	-	-	-	-	-	-	-	-	-	
Others(TEF, BTr-Documentary Stamp Tax, etc.)	-	-	-	-	-	-	-	-	-	-	-	-	-	-	-	-	-	-	-	-	-	-	-	-	-	-	
TOTAL NON-CASH DISBURSEMENTS	-	971,420.38	-	-	971,420.38	-	75,936.64	-	292,643.77	368,580.41	-	-	-	-	-	368,580.41	1,340,000.79	-	-	-	-	-	1,047,357.02	-	292,643.77	1,340,000.79	
GRAND TOTAL	-	1,042,609.82	-	-	1,042,609.82	-	3,415,960.64	-	292,643.77	3,708,604.41	-	-	-	-	-	3,708,604.41	4,751,214.23	-	-	-	-	-	4,458,570.46	-	292,643.77	4,751,214.23	



SUMMARY

Particulars	Previous Report	This Month	As at Date
(1)	(2)	(3)	(4)
Total Disbursement Authorities Received	-	17,622,000.79	17,622,000.79
NCA	-	8,141,000.00	8,141,000.00
NTA	-	8,141,000.00	8,141,000.00
Working Fund	-	-	-
TRA	-	1,340,000.79	1,340,000.79
CDC	-	-	-
NCAA	-	-	-
Less: Notice of Transfer of Allocations (NTA)* issued	-	8,141,000.00	8,141,000.00
Total Disbursement Authorities Available	-	9,481,000.79	9,481,000.79
Less:	-	-	-
Lapsed NCA	-	-	-
Disbursements	-	4,751,214.23	4,751,214.23
Less: Other Non-Cash Disbursements	-	-	-
Disbursements effected through outright deductions from claims	-	-	-
Overpayment of expenses(e.g. personnel benefits)	-	-	-
Restitution for loss of government property	-	-	-
Liquidated damages and similar claims	-	-	-
Others (e.g. TEF, BTr, Docs Stamp, etc.)	-	-	-
Add/Less: Adjustments (e.g. cancelled/staled checks)	-	-	-
Balance of Disbursement Authorities as at date	-	4,729,786.56	4,729,786.56
Total Disbursements Program	-	9,481,000.79	9,481,000.79
Less: **Actual Disbursements	-	4,751,214.23	4,751,214.23
(Over)/Under spending	-	4,729,786.56	4,729,786.56



Notes: \* The use of NTA is discouraged

\*\* Amounts should tally with the grand total disbursement (column 27).



Certified Correct:

  
**DINA M. NILLOSAN**  
Agency Chief Accountant  
Date: 

Recommending Approval:

  
**ANGELITO V. FONTANILLA**  
Director, Financial and Management Service  
Date: 

Approved by:

  
**ENGR. NONITA S. CAGUIOA**  
Assistant Secretary  
Finance, Information Systems and Mining Concerns  
Date: 



**MONTHLY REPORT OF DISBURSEMENTS**  
For the month of January 2023

Department: Department of Environment and Natural Resources (DENR)  
Agency: Office of the Secretary  
Operating Unit: ALL  
Organization Code: 10 001 0100000  
Fund Cluster: 02 - Foreign Assisted Projects Fund (LP)

Particulars	Current Year Budget					Prior Year's Budget											SUB-TOTAL	Trust Liabilities				Grand Total					Remarks
	PS	MOOE	Fin Ex	CO	TOTAL	Prior Year's Accounts Payable					Current Year's Accounts Payable					TOTAL		PS	MOOE	CO	TOTAL	PS	MOOE	Fin Ex	CO	TOTAL	
	2	3	4	5	6=(2+3+4+5)	7	8	9	10	11=(7+8+9+10)	12	13	14	15	16=(12+13+14+15)	17=(11+16)		18=(6+17)	19	20	21	22=(19+20+21)	23	24	25	26	27=(23+24+25+26)
CASH DISBURSEMENTS	-	-	-	-	-	-	11,889,062.40	-	28,322,373.83	40,211,436.23	-	425,109.10	-	1,695,959.95	2,121,069.05	42,332,505.28	42,332,505.28	-	-	-	-	-	12,314,171.50	-	30,018,333.78	42,332,505.28	-
Notice of Cash Allocation (NCA)	-	-	-	-	-	-	-	-	-	-	-	-	-	-	-	-	-	-	-	-	-	-	-	-	-	-	-
MDS Checks Issued	-	-	-	-	-	-	-	-	-	-	-	-	-	-	-	-	-	-	-	-	-	-	-	-	-	-	-
Advice to Debit Account	-	-	-	-	-	-	-	-	-	-	-	-	-	-	-	-	-	-	-	-	-	-	-	-	-	-	-
Notice of Transfer Allocations (NTA)	-	-	-	-	-	-	-	-	-	-	-	-	-	-	-	-	-	-	-	-	-	-	-	-	-	-	-
MDS Checks Issued	-	-	-	-	-	-	-	-	-	-	-	-	-	-	-	-	-	-	-	-	-	-	-	-	-	-	-
Advice to Debit Account	-	-	-	-	-	-	-	-	-	-	-	-	-	-	-	-	-	-	-	-	-	-	-	-	-	-	-
Working Fund for FAPs	-	-	-	-	-	-	11,889,062.40	-	28,322,373.83	40,211,436.23	-	425,109.10	-	1,695,959.95	2,121,069.05	42,332,505.28	42,332,505.28	-	-	-	-	-	12,314,171.50	-	30,018,333.78	42,332,505.28	-
Cash Disbursement Ceiling (CDC)	-	-	-	-	-	-	-	-	-	-	-	-	-	-	-	-	-	-	-	-	-	-	-	-	-	-	-
<b>TOTAL CASH DISBURSEMENTS</b>	-	-	-	-	-	-	<b>11,889,062.40</b>	-	<b>28,322,373.83</b>	<b>40,211,436.23</b>	-	<b>425,109.10</b>	-	<b>1,695,959.95</b>	<b>2,121,069.05</b>	<b>42,332,505.28</b>	<b>42,332,505.28</b>	-	-	-	-	-	<b>12,314,171.50</b>	-	<b>30,018,333.78</b>	<b>42,332,505.28</b>	-
NON-CASH DISBURSEMENTS	-	-	-	-	-	-	-	-	-	-	-	-	-	-	-	-	-	-	-	-	-	-	-	-	-	-	-
Tax Remittance Advances Issued (TRA)	-	-	-	-	-	-	-	-	-	-	-	-	-	-	-	-	-	-	-	-	-	-	-	-	-	-	-
Non-Cash Availment Authority (NCAA)	-	-	-	-	-	-	-	-	-	-	-	-	-	-	-	-	-	-	-	-	-	-	-	-	-	-	-
Disbursements effected through outright deductions from claims (please specify...)	-	-	-	-	-	-	-	-	-	-	-	-	-	-	-	-	-	-	-	-	-	-	-	-	-	-	-
Overpayment of expenses(e.g. personnel benefits)	-	-	-	-	-	-	-	-	-	-	-	-	-	-	-	-	-	-	-	-	-	-	-	-	-	-	-
Restitution for loss of government property	-	-	-	-	-	-	-	-	-	-	-	-	-	-	-	-	-	-	-	-	-	-	-	-	-	-	-
Liquidated damages and similar claims	-	-	-	-	-	-	-	-	-	-	-	-	-	-	-	-	-	-	-	-	-	-	-	-	-	-	-
Others(TEF, BTr-Documetary Stamp Tax, etc.)	-	-	-	-	-	-	-	-	-	-	-	-	-	-	-	-	-	-	-	-	-	-	-	-	-	-	-
<b>TOTAL NON-CASH DISBURSEMENTS</b>	-	-	-	-	-	-	-	-	-	-	-	-	-	-	-	-	-	-	-	-	-	-	-	-	-	-	-
<b>GRAND TOTAL</b>	-	-	-	-	-	-	<b>11,889,062.40</b>	-	<b>28,322,373.83</b>	<b>40,211,436.23</b>	-	<b>425,109.10</b>	-	<b>1,695,959.95</b>	<b>2,121,069.05</b>	<b>42,332,505.28</b>	<b>42,332,505.28</b>	-	-	-	-	-	<b>12,314,171.50</b>	-	<b>30,018,333.78</b>	<b>42,332,505.28</b>	-

**SUMMARY**

Particulars	Previous Report	This Month	As at Date
(1)	(2)	(3)	(4)
Total Disbursement Authorities Received	13,612,737.17	99,036,417.32	112,649,154.49
NCA	-	-	-
NTA/Funding Check (FC) Received	-	35,919,721.00	35,919,721.00
Working Fund	13,612,737.17	63,116,696.32	76,729,433.49
TRA	-	-	-
CDC	-	-	-
NCAA	-	-	-
Less: Notice of Transfer of Allocations (NTA)/Funding Check (FC)* issued	-	38,800,000.00	38,800,000.00
Total Disbursement Authorities Available	13,612,737.17	60,236,417.32	73,849,154.49
Less:			
Lapsed NCA	-	-	-
***Disbursements	-	42,332,505.28	42,332,505.28
Less: Other Non-Cash Disbursements	-	-	-
Disbursements effected through outright deductions from claims	-	-	-
Overpayment of expenses(e.g. personnel benefits)	-	-	-
Restitution for loss of government property	-	-	-
Liquidated damages and similar claims	-	-	-
Others (e.g. TEF, BTr, Docs Stamp, etc.)	-	-	-
Add/Less: Adjustments (e.g. cancelled/staled checks)	203,901.52	-	203,901.52
Balance of Disbursement Authorities as at date	13,816,638.69	17,903,912.04	31,720,550.73
Total Disbursements Program	13,816,638.69	60,236,417.32	74,053,056.01
Less: **Actual Disbursements	-	42,332,505.28	42,332,505.28
(Over)/Under spending	13,816,638.69	17,903,912.04	31,720,550.73

Notes: \* The use of NTA is discouraged

\*\* Amounts should tally with the grand total disbursement (column 27).

\*\*\* Disbursements includes Remittance to BTR of unutilized fund balance from Central Office.

Certified Correct:

*Dina M. Nillosan*  
**DINA M. NILLOSAN**  
Agency Chief Accountant  
Date: *4*

Recommending Approval:

*Angelito V. Fontanilla*  
**ANGELITO V. FONTANILLA**  
Director, Financial and Management Service  
Date:

Approved by:

*Engr. Nonita S. Caguioa*  
**ENGR. NONITA S. CAGUIOA**  
Assistant Secretary  
Finance, Information Systems and Mining Concerns  
Date:



MONTHLY REPORT OF DISBURSEMENTS  
For the month of January 2023



Department: Department of Environment and Natural Resources (DENR)  
Agency: Office of the Secretary  
Operating Unit: ALL  
Organization Code: 10 001 0100000  
Fund Cluster: 03 - Special Account - Locally Funded

Particulars	Current Year Budget					Prior Year's Budget											SUB-TOTAL	Trust Liabilities				Grand Total					Remarks
	PS	MOOE	FinEx	CO	TOTAL	Prior Year's Accounts Payable					Current Year's Accounts Payable					TOTAL		PS	MOOE	CO	TOTAL	PS	MOOE	FinEx	CO	TOTAL	
						PS	MOOE	FinEx	CO	Sub-Total	PS	MOOE	FinEx	CO	Sub-Total												
1	2	3	4	5	6=(2+3+4+5)	7	8	9	10	11=(7+8+9+10)	12	13	14	15	16=(12+13+14+15)	17=(11+16)	18=(6+17)	19	20	21	22=(19+20+21)	23	24	25	26	27=(23+24+25+26)	28
CASH DISBURSEMENTS	-	-	-	-	-	-	-	-	-	-	-	-	-	-	-	-	-	-	-	-	-	-	-	-	-	-	-
Notice of Cash Allocation (NCA)	-	-	-	-	-	-	-	-	-	-	-	-	-	-	-	-	-	-	-	-	-	-	-	-	-	-	-
MDS Checks Issued	-	-	-	-	-	-	-	-	-	-	-	-	-	-	-	-	-	-	-	-	-	-	-	-	-	-	-
Advice to Debit Account	-	-	-	-	-	-	-	-	-	-	-	-	-	-	-	-	-	-	-	-	-	-	-	-	-	-	-
Notice of Transfer Allocations (NTA)	-	-	-	-	-	-	-	-	-	-	-	-	-	-	-	-	-	-	-	-	-	-	-	-	-	-	-
MDS Checks Issued	-	-	-	-	-	-	-	-	-	-	-	-	-	-	-	-	-	-	-	-	-	-	-	-	-	-	-
Advice to Debit Account	-	-	-	-	-	-	-	-	-	-	-	-	-	-	-	-	-	-	-	-	-	-	-	-	-	-	-
Working Fund for FAPs	-	-	-	-	-	-	-	-	-	-	-	-	-	-	-	-	-	-	-	-	-	-	-	-	-	-	-
Cash Disbursement Ceiling (CDC)	-	-	-	-	-	-	-	-	-	-	-	-	-	-	-	-	-	-	-	-	-	-	-	-	-	-	-
TOTAL CASH DISBURSEMENTS	-	-	-	-	-	-	-	-	-	-	-	-	-	-	-	-	-	-	-	-	-	-	-	-	-	-	-
NON-CASH DISBURSEMENTS	-	14,903.04	-	-	14,903.04	-	-	-	-	-	-	-	-	-	-	-	14,903.04	-	-	-	-	-	14,903.04	-	-	14,903.04	-
Tax Remittance Advices Issued (TRA)	-	14,903.04	-	-	14,903.04	-	-	-	-	-	-	-	-	-	-	-	14,903.04	-	-	-	-	-	14,903.04	-	-	14,903.04	-
Non-Cash Availment Authority (NCAA)	-	-	-	-	-	-	-	-	-	-	-	-	-	-	-	-	-	-	-	-	-	-	-	-	-	-	-
Disbursements effected through outright deductions from claims (please specify...)	-	-	-	-	-	-	-	-	-	-	-	-	-	-	-	-	-	-	-	-	-	-	-	-	-	-	-
Overpayment of expenses(e.g. personnel benefits)	-	-	-	-	-	-	-	-	-	-	-	-	-	-	-	-	-	-	-	-	-	-	-	-	-	-	-
Restitution for loss of government property	-	-	-	-	-	-	-	-	-	-	-	-	-	-	-	-	-	-	-	-	-	-	-	-	-	-	-
Liquidated damages and similar claims	-	-	-	-	-	-	-	-	-	-	-	-	-	-	-	-	-	-	-	-	-	-	-	-	-	-	-
Others(TEF, BTr-Documentary Stamp Tax, etc.)	-	-	-	-	-	-	-	-	-	-	-	-	-	-	-	-	-	-	-	-	-	-	-	-	-	-	-
TOTAL NON-CASH DISBURSEMENTS	-	14,903.04	-	-	14,903.04	-	-	-	-	-	-	-	-	-	-	-	14,903.04	-	-	-	-	-	14,903.04	-	-	14,903.04	-
GRAND TOTAL	-	14,903.04	-	-	14,903.04	-	-	-	-	-	-	-	-	-	-	-	14,903.04	-	-	-	-	-	14,903.04	-	-	14,903.04	-

Particulars	Previous Report	This Month	As at Date
(1)	(2)	(3)	(4)
Total Disbursement Authorities Received	-	14,903.04	14,903.04
NCA	-	-	-
NTA	-	-	-
Working Fund	-	-	-
TRA	-	14,903.04	14,903.04
CDC	-	-	-
NCAA	-	-	-
Less: Notice of Transfer of Allocations (NTA)* issued	-	-	-
Total Disbursement Authorities Available	-	14,903.04	14,903.04
Less:	-	-	-
Lapsed NCA	-	-	-
Disbursements	-	14,903.04	14,903.04
Less: Other Non-Cash Disbursements	-	-	-
Disbursements effected through outright deductions from claims	-	-	-
Overpayment of expenses(e.g. personnel benefits)	-	-	-
Restitution for loss of government property	-	-	-
Liquidated damages and similar claims	-	-	-
Others (e.g. TEF, BTr, Docs Stamp, etc.)	-	-	-
Add/Less: Adjustments (e.g. cancelled/staled checks)	-	-	-
Balance of Disbursement Authorities as at date	-	-	-
Total Disbursements Program	-	14,903.04	14,903.04
Less: *Actual Disbursements	-	14,903.04	14,903.04
(Over)/Under spending	-	-	-

Notes: \* The use of NTA is discouraged  
Notes: \*\* Amounts should tally with the grand total disbursement (column 27).



Certified Correct:

  
**DINA M. NILLOSAN**  
Agency Chief Accountant  
Date: 

Recommending Approval:

  
**ANGELITO V. FONTANILLA**  
Director, Financial and Management Service  
Date: 

Approved by:

  
**ENGR. NONITA S. CAGUIOA**  
Assistant Secretary  
Finance, Information Systems and Mining Concerns  
Date: 





MONTHLY REPORT OF DISBURSEMENTS  
For the month of January 2023


Department: Department of Environment and Natural Resources (DENR)  
Agency: Office of the Secretary  
Operating Unit: ALL  
Organization Code: 10 001 0100000  
Fund Cluster: 04 - Special Account - Foreign Assisted/Grant

Particulars	Current Year Budget					Prior Year's Budget											SUB-TOTAL	Trust Liabilities				Grand Total					Remarks
	PS	MOOE	FinEx	CO	TOTAL	Prior Year's Accounts Payable					Current Year's Accounts Payable					TOTAL		PS	MOOE	CO	TOTAL	PS	MOOE	FinEx	CO	TOTAL	
						PS	MOOE	FinEx	CO	Sub-Total	PS	MOOE	FinEx	CO	Sub-Total												
1	2	3	4	5	6=(2+3+4+5)	7	8	9	10	11=(7+8+9+10)	12	13	14	15	16=(12+13+14+15)	17=(11+16)	18=(6+17)	19	20	21	22=(19+20+21)	23	24	25	26	27=(23+24+25+26)	28
CASH DISBURSEMENTS	-	-	-	-	-	-	-	-	-	-	-	-	-	-	-	-	-	-	-	-	-	-	-	-	-	-	-
Notice of Cash Allocation (NCA)	-	-	-	-	-	-	-	-	-	-	-	-	-	-	-	-	-	-	-	-	-	-	-	-	-	-	-
MDS Checks Issued	-	-	-	-	-	-	-	-	-	-	-	-	-	-	-	-	-	-	-	-	-	-	-	-	-	-	-
Advice to Debit Account	-	-	-	-	-	-	-	-	-	-	-	-	-	-	-	-	-	-	-	-	-	-	-	-	-	-	-
Notice of Transfer Allocations (NTA)	-	-	-	-	-	-	-	-	-	-	-	-	-	-	-	-	-	-	-	-	-	-	-	-	-	-	-
MDS Checks Issued	-	-	-	-	-	-	-	-	-	-	-	-	-	-	-	-	-	-	-	-	-	-	-	-	-	-	-
Advice to Debit Account	-	-	-	-	-	-	-	-	-	-	-	-	-	-	-	-	-	-	-	-	-	-	-	-	-	-	-
Working Fund for FAPs	-	-	-	-	-	-	-	-	-	-	-	-	-	-	-	-	-	-	-	-	-	-	-	-	-	-	-
Cash Disbursement Ceiling (CDC)	-	-	-	-	-	-	-	-	-	-	-	-	-	-	-	-	-	-	-	-	-	-	-	-	-	-	-
TOTAL CASH DISBURSEMENTS	-	-	-	-	-	-	-	-	-	-	-	-	-	-	-	-	-	-	-	-	-	-	-	-	-	-	-
NON-CASH DISBURSEMENTS	-	-	-	-	-	-	-	-	-	-	-	-	-	-	-	-	-	-	-	-	-	-	-	-	-	-	-
Tax Remittance Advices Issued (TRA)	-	-	-	-	-	-	-	-	-	-	-	-	-	-	-	-	-	-	-	-	-	-	-	-	-	-	-
Non-Cash Availment Authority (NCAA)	-	-	-	-	-	-	-	-	-	-	-	-	-	-	-	-	-	-	-	-	-	-	-	-	-	-	-
Disbursements effected through outright deductions from claims (please specify...)	-	-	-	-	-	-	-	-	-	-	-	-	-	-	-	-	-	-	-	-	-	-	-	-	-	-	-
Overpayment of expenses(e.g. personnel benefits)	-	-	-	-	-	-	-	-	-	-	-	-	-	-	-	-	-	-	-	-	-	-	-	-	-	-	-
Restitution for loss of government property	-	-	-	-	-	-	-	-	-	-	-	-	-	-	-	-	-	-	-	-	-	-	-	-	-	-	-
Liquidated damages and similar claims	-	-	-	-	-	-	-	-	-	-	-	-	-	-	-	-	-	-	-	-	-	-	-	-	-	-	-
Others(TEF, BTr-Documentary Stamp Tax, etc.)	-	-	-	-	-	-	-	-	-	-	-	-	-	-	-	-	-	-	-	-	-	-	-	-	-	-	-
TOTAL NON-CASH DISBURSEMENTS	-	-	-	-	-	-	-	-	-	-	-	-	-	-	-	-	-	-	-	-	-	-	-	-	-	-	-
GRAND TOTAL	-	-	-	-	-	-	-	-	-	-	-	-	-	-	-	-	-	-	-	-	-	-	-	-	-	-	-

Particulars	Previous Report	This Month	As at Date
(1)	(2)	(3)	(4)
Total Disbursement Authorities Received	5,437,386.67	-	5,437,386.67
NCA	-	-	-
NTA	-	-	-
Working Fund	5,437,386.67	-	5,437,386.67
TRA	-	-	-
CDC	-	-	-
NCAA	-	-	-
Less: Notice of Transfer of Allocations (NTA)* issued	-	5,427,386.67	5,427,386.67
Total Disbursement Authorities Available	5,437,386.67	(5,427,386.67)	10,000.00
Less:			
Lapsed NCA	-	-	-
Disbursements	-	-	-
Less: Other Non-Cash Disbursements	-	-	-
Disbursements effected through outright deductions from claims	-	-	-
Overpayment of expenses(e.g. personnel benefits)	-	-	-
Restitution for loss of government property	-	-	-
Liquidated damages and similar claims	-	-	-
Others (e.g. TEF, BTr, Docs Stamp, etc.)	-	-	-
Add/Less: Adjustments (e.g. cancelled/staled checks)	-	-	-
Balance of Disbursement Authorities as at date	5,437,386.67	(5,427,386.67)	10,000.00
Total Disbursements Program	5,437,386.67	(5,427,386.67)	10,000.00
Less: *Actual Disbursements	-	-	-
(Over)/Under spending	5,437,386.67	(5,427,386.67)	10,000.00
Notes: * The use of NTA is discouraged			
Notes: ** Amounts should tally with the grand total disbursemt (column 27).			

Certified Correct:  
  
DIÑA M. NILLOSAN  
Agency Chief Accountant  
Date: 4/4

Recommending Approval:  
  
ANGELITO V. FONTANILLA  
Director, Financial and Management Service  
Date:

Approved by:  
  
ENGR. NONITA S. CAGUIOA  
Assistant Secretary  
Finance, Information Systems and Mining Concerns  
Date:



**MONTHLY REPORT OF DISBURSEMENTS**  
For the month of January 2023

**Department:** Department of Environment and Natural Resources (DENR)  
**Agency:** Office of the Secretary  
**Operating Unit:** ALL  
**Organization Code:** 10 001 0100000  
**Fund Cluster:** 07 - Trust Fund


Particulars	Current Year Budget					Prior Year's Budget											SUB-TOTAL	Trust Liabilities				Grand Total					Remarks
	PS	MOOE	FinEx	CO	TOTAL	Prior Year's Accounts Payable					Current Year's Accounts Payable					TOTAL		PS	MOOE	CO	TOTAL	PS	MOOE	FinEx	CO	TOTAL	
						PS	MOOE	FinEx	CO	Sub-Total	PS	MOOE	FinEx	CO	Sub-Total												
1	2	3	4	5	6=(2+3+4+5)	7	8	9	10	11=(7+8+9+10)	12	13	14	15	16=(12+13+14+15)	17=(11+16)	18=(6+17)	19	20	21	22=(19+20+21)	23	24	25	26	27=(23+24+25+26)	28
CASH DISBURSEMENTS	-	-	-	-	-	-	-	-	-	-	-	-	-	-	-	-	-	-	2,048,539.68	-	2,048,539.68	-	2,048,539.68	-	-	2,048,539.68	
Notice of Cash Allocation (NCA)	-	-	-	-	-	-	-	-	-	-	-	-	-	-	-	-	-	-	2,048,539.68	-	2,048,539.68	-	2,048,539.68	-	-	2,048,539.68	
MDS Checks Issued	-	-	-	-	-	-	-	-	-	-	-	-	-	-	-	-	-	-	-	-	-	-	-	-	-	-	
Advice to Debit Account	-	-	-	-	-	-	-	-	-	-	-	-	-	-	-	-	-	-	2,048,539.68	-	2,048,539.68	-	2,048,539.68	-	-	2,048,539.68	
Notice of Transfer Allocations (NTA)	-	-	-	-	-	-	-	-	-	-	-	-	-	-	-	-	-	-	-	-	-	-	-	-	-	-	
MDS Checks Issued	-	-	-	-	-	-	-	-	-	-	-	-	-	-	-	-	-	-	-	-	-	-	-	-	-	-	
Advice to Debit Account	-	-	-	-	-	-	-	-	-	-	-	-	-	-	-	-	-	-	-	-	-	-	-	-	-	-	
Working Fund for FAPs	-	-	-	-	-	-	-	-	-	-	-	-	-	-	-	-	-	-	-	-	-	-	-	-	-	-	
Cash Disbursement Ceiling (CDC)	-	-	-	-	-	-	-	-	-	-	-	-	-	-	-	-	-	-	-	-	-	-	-	-	-	-	
TOTAL CASH DISBURSEMENTS	-	-	-	-	-	-	-	-	-	-	-	-	-	-	-	-	-	-	2,048,539.68	-	2,048,539.68	-	2,048,539.68	-	-	2,048,539.68	
NON-CASH DISBURSEMENTS	-	-	-	-	-	-	-	-	-	-	-	-	-	-	-	-	-	-	51,639.85	-	51,639.85	-	51,639.85	-	-	51,639.85	
Tax Remittance Advices Issued (TRA)	-	-	-	-	-	-	-	-	-	-	-	-	-	-	-	-	-	-	51,639.85	-	51,639.85	-	51,639.85	-	-	51,639.85	
Non-Cash Availment Authority (NCAA)	-	-	-	-	-	-	-	-	-	-	-	-	-	-	-	-	-	-	-	-	-	-	-	-	-	-	
Disbursements effected through outright deductions from claims (please specify...)	-	-	-	-	-	-	-	-	-	-	-	-	-	-	-	-	-	-	-	-	-	-	-	-	-	-	
Overpayment of expenses(e.g. personnel benefits)	-	-	-	-	-	-	-	-	-	-	-	-	-	-	-	-	-	-	-	-	-	-	-	-	-	-	
Restitution for loss of government property	-	-	-	-	-	-	-	-	-	-	-	-	-	-	-	-	-	-	-	-	-	-	-	-	-	-	
Liquidated damages and similar claims	-	-	-	-	-	-	-	-	-	-	-	-	-	-	-	-	-	-	-	-	-	-	-	-	-	-	
Others(TEF, BTr-Documentary Stamp Tax, etc.)	-	-	-	-	-	-	-	-	-	-	-	-	-	-	-	-	-	-	-	-	-	-	-	-	-	-	
TOTAL NON-CASH DISBURSEMENTS	-	-	-	-	-	-	-	-	-	-	-	-	-	-	-	-	-	-	51,639.85	-	51,639.85	-	51,639.85	-	-	51,639.85	
GRAND TOTAL	-	-	-	-	-	-	-	-	-	-	-	-	-	-	-	-	-	-	2,100,179.53	-	2,100,179.53	-	2,100,179.53	-	-	2,100,179.53	

## SUMMARY


Particulars	Previous Report	This Month	As at Date
(1)	(2)	(3)	(4)
Total Disbursement Authorities Received	-	4,898,749.85	4,898,749.85
NCA	-	4,847,110.00	4,847,110.00
NTA***	-	-	-
Working Fund	-	-	-
TRA	-	51,639.85	51,639.85
CDC	-	-	-
NCAA	-	-	-
Less: Notice of Transfer of Allocations (NTA)* issued	-	-	-
Total Disbursement Authorities Available	-	4,898,749.85	4,898,749.85
Less:			
Lapsed NCA	-	-	-
Disbursements	-	2,100,179.53	2,100,179.53
Less: Other Non-Cash Disbursements	-	-	-
Disbursements effected through outright deductions from claims	-	-	-
Overpayment of expenses(e.g. personnel benefits)	-	-	-
Restitution for loss of government property	-	-	-
Liquidated damages and similar claims	-	-	-
Others (e.g. TEF, BTr, Docs Stamp, etc.)	-	-	-
Add/Less: Adjustments (e.g. cancelled/staled checks)	-	-	-
Balance of Disbursement Authorities as at date	-	2,798,570.32	2,798,570.32
Total Disbursements Program	-	4,898,749.85	4,898,749.85
Less: *Actual Disbursements	-	2,100,179.53	2,100,179.53
(Over)/Under spending	-	2,798,570.32	2,798,570.32

Notes: \* The use of NTA is discouraged  
Notes: \*\* Amounts should tally with the grand total disbursement (column 27).


Certified Correct:

  
**DIÑA M. NILLOSAN**  
Agency Chief Accountant  
Date: 2 H

Recommending Approval:

  
**ANGELITO V. FONTANILLA**  
Director, Financial and Management Service  
Date:

Approved by:

  
**ENGR. NONITA S. CAGUIOA**  
Assistant Secretary  
Finance, Information Systems and Mining Concerns  
Date: