


**MONTHLY REPORT OF DISBURSEMENTS**  
For the month of February 2023

Department: Department of Environment and Natural Resources (DENR)  
 Agency: Office of the Secretary  
 Operating Unit: ALL  
 Organization Code: 10 001 0100000  
 Fund Cluster: 01 - Regular Agency Fund


Particulars	Current Year Budget					Prior Year's Budget											SUB-TOTAL	Trust Liabilities				Grand Total					Remarks	
	PS	MOOE	FinEx	CO	TOTAL	Prior Year's Accounts Payable					Current Year's Accounts Payable					TOTAL		PS	MOOE	CO	TOT AL	PS	MOOE	FinEx	CO	TOTAL		
						PS	MOOE	FinEx	CO	Sub-Total	PS	MOOE	FinEx	CO	Sub-Total													
1	2	3	4	5	6=(2+3+4+5)	7	8	9	10	11=(7+8+9+10)	12	13	14	15	16=(12+13+14+15)	17=(11+16)	18=(6+17)	19	20	21	22=(19+20+21)	23	24	25	26	27=(23+24+25+26)	28	
CASH DISBURSEMENTS	522,812,001.12	242,127,516.86	-	23,400,063.40	788,339,581.38	36,468,226.66	110,304,989.03	-	55,608,506.50	202,381,722.19	58,169.02	4,926,805.36	-	5,350,141.12	10,335,115.50	212,716,837.69	1,001,056,419.07	-	-	-	-	559,338,396.80	357,359,311.25	-	84,358,711.02	1,001,056,419.07		
Notice of Cash Allocation (NCA)	517,268,782.93	237,747,804.25	-	23,400,063.40	778,416,450.58	31,426,745.49	105,973,312.90	-	50,323,654.86	187,723,714.25	58,169.02	4,873,190.36	-	3,250,141.12	8,181,490.50	195,905,204.75	974,321,655.33	-	-	-	-	548,753,698.44	348,594,097.51	-	76,973,859.38	974,321,655.33		
MDS Checks Issued	90,871,500.39	39,836,804.24	-	14,283,522.41	144,991,827.04	825,860.00	21,252,333.28	-	3,311,634.67	25,389,827.95	36,000.00	868,989.37	-	1,757,076.71	2,862,066.08	28,051,894.03	173,043,721.07	-	-	-	-	91,733,360.39	61,958,126.89	-	19,352,233.79	173,043,721.07		
Advice to Debt Account	426,397,282.54	197,910,800.01	-	9,116,540.99	633,424,623.54	30,600,886.49	84,720,979.62	-	47,012,020.19	162,333,886.30	22,169.02	4,004,190.99	-	1,493,054.41	5,519,424.42	167,853,310.72	801,277,934.26	-	-	-	-	457,020,338.06	266,635,970.62	-	57,621,625.59	801,277,934.26		
Notice of Transfer Allocations (NTA)	5,543,218.19	4,379,912.61	-	-	9,923,130.80	5,041,480.17	4,331,676.13	-	5,284,851.64	14,658,007.94	-	53,625.00	-	2,100,000.00	2,153,625.00	16,811,632.84	26,734,763.74	-	-	-	-	10,584,698.36	8,765,213.74	-	7,384,851.64	26,734,763.74		
MDS Checks Issued	5,272,278.19	450,534.90	-	-	5,722,813.09	406,561.83	1,006,374.88	-	2,269,169.88	3,682,096.59	-	7,550.00	-	2,100,000.00	2,107,550.00	5,788,646.59	11,512,459.68	-	-	-	-	5,678,840.02	1,464,459.78	-	4,369,159.88	11,512,459.68		
Advice to Debt Account	270,940.00	3,929,377.71	-	-	4,200,317.71	4,634,818.34	3,325,301.25	-	3,015,691.76	10,975,911.35	-	46,075.00	-	-	46,075.00	11,021,986.35	15,222,304.06	-	-	-	-	4,905,858.34	7,300,753.96	-	3,015,691.75	15,222,304.06		
Working Fund for FAPs	-	-	-	-	-	-	-	-	-	-	-	-	-	-	-	-	-	-	-	-	-	-	-	-	-	-	-	
Cash Disbursement Ceiling (CDC)	-	-	-	-	-	-	-	-	-	-	-	-	-	-	-	-	-	-	-	-	-	-	-	-	-	-	-	
<b>TOTAL CASH DISBURSEMENTS</b>	<b>522,812,001.12</b>	<b>242,127,516.86</b>	<b>-</b>	<b>23,400,063.40</b>	<b>788,339,581.38</b>	<b>36,468,226.66</b>	<b>110,304,989.03</b>	<b>-</b>	<b>55,608,506.50</b>	<b>202,381,722.19</b>	<b>58,169.02</b>	<b>4,926,805.36</b>	<b>-</b>	<b>5,350,141.12</b>	<b>10,335,115.50</b>	<b>212,716,837.69</b>	<b>1,001,056,419.07</b>	<b>-</b>	<b>-</b>	<b>-</b>	<b>-</b>	<b>559,338,396.80</b>	<b>357,359,311.25</b>	<b>-</b>	<b>84,358,711.02</b>	<b>1,001,056,419.07</b>		
NON-CASH DISBURSEMENTS	21,148,501.30	3,645,458.13	-	572,335.98	25,364,295.41	1,248,329.46	2,115,154.09	-	495,383.48	3,858,867.03	-	25,897.47	-	95,056.15	120,953.62	3,979,820.65	29,344,116.06	-	-	-	-	22,394,830.76	5,786,509.69	-	1,162,775.61	29,344,116.06		
Tax Remittance Advices issued (TRA)	21,140,801.30	3,645,458.13	-	572,335.98	25,358,595.41	1,248,329.46	2,115,154.09	-	495,383.48	3,858,867.03	-	25,897.47	-	95,056.15	120,953.62	3,979,820.65	29,338,416.06	-	-	-	-	22,389,130.76	5,786,509.69	-	1,162,775.61	29,338,416.06		
Non-Cash Availment Authority (NCAA)	-	-	-	-	-	-	-	-	-	-	-	-	-	-	-	-	-	-	-	-	-	-	-	-	-	-	-	
Disbursements effected through outright deductions from claims (please specify...)	5,700.00	-	-	-	5,700.00	-	-	-	-	-	-	-	-	-	-	-	5,700.00	-	-	-	-	5,700.00	-	-	-	5,700.00		
Overpayment of expenses(e.g. personnel benefits)	5,700.00	-	-	-	5,700.00	-	-	-	-	-	-	-	-	-	-	-	5,700.00	-	-	-	-	5,700.00	-	-	-	5,700.00		
Restitution for loss of government property	-	-	-	-	-	-	-	-	-	-	-	-	-	-	-	-	-	-	-	-	-	-	-	-	-	-	-	
Liquidated damages and similar claims	-	-	-	-	-	-	-	-	-	-	-	-	-	-	-	-	-	-	-	-	-	-	-	-	-	-	-	
Others(TEF BTr-Documentary Stamp Tax etc.)	-	-	-	-	-	-	-	-	-	-	-	-	-	-	-	-	-	-	-	-	-	-	-	-	-	-	-	
<b>TOTAL NON-CASH DISBURSEMENTS</b>	<b>21,148,501.30</b>	<b>3,645,458.13</b>	<b>-</b>	<b>572,335.98</b>	<b>25,364,295.41</b>	<b>1,248,329.46</b>	<b>2,115,154.09</b>	<b>-</b>	<b>495,383.48</b>	<b>3,858,867.03</b>	<b>-</b>	<b>25,897.47</b>	<b>-</b>	<b>95,056.15</b>	<b>120,953.62</b>	<b>3,979,820.65</b>	<b>29,344,116.06</b>	<b>-</b>	<b>-</b>	<b>-</b>	<b>-</b>	<b>22,394,830.76</b>	<b>5,786,509.69</b>	<b>-</b>	<b>1,162,775.61</b>	<b>29,344,116.06</b>		
<b>GRAND TOTAL</b>	<b>543,958,502.42</b>	<b>245,772,974.99</b>	<b>-</b>	<b>23,972,399.38</b>	<b>813,703,876.79</b>	<b>37,716,556.12</b>	<b>112,420,143.12</b>	<b>-</b>	<b>56,103,890.98</b>	<b>206,240,589.22</b>	<b>58,169.02</b>	<b>4,952,702.83</b>	<b>-</b>	<b>5,445,197.27</b>	<b>10,456,069.12</b>	<b>216,696,658.34</b>	<b>1,030,400,535.13</b>	<b>-</b>	<b>-</b>	<b>-</b>	<b>-</b>	<b>581,733,227.56</b>	<b>363,145,820.94</b>	<b>-</b>	<b>85,521,486.63</b>	<b>1,030,400,535.13</b>		

Particulars	Previous Report	This Month	As at Date
(1)	(2)	(3)	(4)
Total Disbursement Authorities Received	1,027,141,987.42	1,275,308,561.52	2,302,450,548.94
NCA	942,188,706.00	1,099,572,359.00	2,041,761,065.00
NTA	33,808,400.00	146,397,786.46	180,207,186.46
Working Fund	-	-	-
TRA	51,143,881.42	29,338,416.06	80,482,297.48
CDC	-	-	-
NCAA	-	-	-
Less: Notice of Transfer of Allocations (NTA)* issued	40,376,440.00	172,482,729.46	212,859,169.46
Total Disbursement Authorities Available	986,765,547.42	1,102,825,832.06	2,089,591,379.48
Less:			
Lapsed NCA	-	-	-
Disbursements	844,037,712.10	1,030,400,535.13	1,874,438,247.23
Less: Other Non-Cash Disbursements	5,700.00	5,700.00	11,400.00
Disbursements effected through outright deductions from claims	5,700.00	5,700.00	11,400.00
*** Overpayment of expenses(e.g. personnel benefits)	5,700.00	5,700.00	11,400.00
Restitution for loss of government property	-	-	-
Liquidated damages and similar claims	-	-	-
Others (e.g. TEF BTr Docs Stamp etc.)	-	-	-
Add/Less: Adjustments (e.g. cancelled/stated checks)	(477,817.75)	594,176.66	116,558.91
Balance of Disbursement Authorities as at date	142,255,917.57	73,025,173.59	215,281,091.16
Total Disbursements Program	986,287,929.67	1,103,420,008.72	2,089,707,938.39
Less: **Actual Disbursements	844,032,012.10	1,030,394,835.13	1,874,426,847.23
(Over)/Under spending	142,255,917.57	73,025,173.59	215,281,091.16

Notes: \* The use of NTA is discouraged  
 \*\* Amounts should tally with the grand total disbursement (column 27).  
 \*\*\* Other Non-Cash Disbursements is from CAR.

**Certified Correct:**  
  
**DIANA M. NILLOSAN**  
 Agency Chief Accountant  
 Date: *pe H*

**Recommending Approval:**  
  
**ANGELITO V. FONTANILLA**  
 Director, Financial and Management Service  
 Date:

**Approved by:**  
  
**ENGR. NONITA S. CAGUIOA**  
 Assistant Secretary  
 Finance, Information Systems and Mining Concerns  
 Date:

**MONTHLY REPORT OF DISBURSEMENTS**  
For the month of February 2023

Department: Department of Environment and Natural Resources (DENR)  
 Agency: Office of the Secretary  
 Operating Unit: ALL  
 Organization Code: 10 001 0100000  
 Fund Cluster: 02 - Foreign Assisted Projects Fund (GOP)

Particulars	Current Year Budget					Prior Year's Budget										Grand Total	Remarks														
	PS	MOOE	Fin Ex	CO	TOTAL	PS	MOOE	FinEx	CO	Sub-Total	PS	MOOE	FinEx	CO	Sub-Total			TOTAL	SUB-TOTAL	Trust Liabilities											
																				PS	MOOE	Fin Ex	CO	TOTAL							
CASH DISBURSEMENTS	1	2	3	4	5	6=(2+3+4+5)	7	8	9	10	11=(7+8+9+10)	12	13	14	15	16=(12+13+14+15)	17=(11+16)	18=(6+17)	19	20	21	22=(19+20+21)	23	24	25	26	27=(23+24+25+26)	28			
Notice of Cash Allocation (NCA)	-	-	-	-	-	-	-	-	-	-	-	-	-	-	-	-	-	-	-	-	-	-	-	-	-	-	-	-	-	-	
MDS Checks Issued	-	-	-	-	-	-	-	-	-	-	-	-	-	-	-	-	-	-	-	-	-	-	-	-	-	-	-	-	-	-	
Advice to Debit Account	-	-	-	-	-	-	-	-	-	-	-	-	-	-	-	-	-	-	-	-	-	-	-	-	-	-	-	-	-	-	
Notice of Transfer Allocations (NTA)	-	-	-	-	-	-	-	-	-	-	-	-	-	-	-	-	-	-	-	-	-	-	-	-	-	-	-	-	-	-	-
MDS Checks Issued	-	-	-	-	-	-	-	-	-	-	-	-	-	-	-	-	-	-	-	-	-	-	-	-	-	-	-	-	-	-	-
Advice to Debit Account	-	-	-	-	-	-	-	-	-	-	-	-	-	-	-	-	-	-	-	-	-	-	-	-	-	-	-	-	-	-	-
Working Fund for FAIPs	-	-	-	-	-	-	-	-	-	-	-	-	-	-	-	-	-	-	-	-	-	-	-	-	-	-	-	-	-	-	-
Cash Disbursement Ceiling (CDC)	-	-	-	-	-	-	-	-	-	-	-	-	-	-	-	-	-	-	-	-	-	-	-	-	-	-	-	-	-	-	-
<b>TOTAL CASH DISBURSEMENTS</b>	-	-	-	-	-	-	-	-	-	-	-	-	-	-	-	-	-	-	-	-	-	-	-	-	-	-	-	-	-	-	-
NON-CASH DISBURSEMENTS	-	-	-	-	-	-	-	-	-	-	-	-	-	-	-	-	-	-	-	-	-	-	-	-	-	-	-	-	-	-	-
Tax Remittance Advice Issued (TRA)	-	-	-	-	-	-	-	-	-	-	-	-	-	-	-	-	-	-	-	-	-	-	-	-	-	-	-	-	-	-	-
Non-Cash Availment Authority (NCAA)	-	-	-	-	-	-	-	-	-	-	-	-	-	-	-	-	-	-	-	-	-	-	-	-	-	-	-	-	-	-	-
Disbursements effected through outright deductions from claims (please specify...)	-	-	-	-	-	-	-	-	-	-	-	-	-	-	-	-	-	-	-	-	-	-	-	-	-	-	-	-	-	-	-
Overpayment of expenses (e.g. personnel benefits)	-	-	-	-	-	-	-	-	-	-	-	-	-	-	-	-	-	-	-	-	-	-	-	-	-	-	-	-	-	-	-
Restitution for loss of government property	-	-	-	-	-	-	-	-	-	-	-	-	-	-	-	-	-	-	-	-	-	-	-	-	-	-	-	-	-	-	-
Liquidated damages and similar claims	-	-	-	-	-	-	-	-	-	-	-	-	-	-	-	-	-	-	-	-	-	-	-	-	-	-	-	-	-	-	-
Other (TEF, BT, Documentary Stamp Tax, etc.)	-	-	-	-	-	-	-	-	-	-	-	-	-	-	-	-	-	-	-	-	-	-	-	-	-	-	-	-	-	-	-
<b>TOTAL NON-CASH DISBURSEMENTS</b>	-	-	-	-	-	-	-	-	-	-	-	-	-	-	-	-	-	-	-	-	-	-	-	-	-	-	-	-	-	-	-
<b>GRAND TOTAL</b>	-	-	-	-	-	-	-	-	-	-	-	-	-	-	-	-	-	-	-	-	-	-	-	-	-	-	-	-	-	-	-

Particulars	Previous Report		This Month		As at Date	
	(1)	(2)	(3)	(4)	(5)	(6)
Total Disbursement Authorities Received	17,622,000.79	18,214,940.47	35,836,941.26	16,764,000.00	55,083.59	52,050,941.26
NCA	8,141,000.00	8,623,000.00	16,764,000.00	-	-	16,764,000.00
NTA	8,141,000.00	8,623,000.00	16,764,000.00	-	-	16,764,000.00
Working Fund	-	-	-	-	-	-
TRA	1,340,000.79	988,940.47	2,308,941.26	-	-	2,308,941.26
CDC	-	-	-	-	-	-
NCAA	-	-	-	-	-	-
Less: Notice of Transfer of Allocations (NTA)* Issued	8,141,000.00	8,623,000.00	16,764,000.00	-	-	16,764,000.00
Total Disbursement Authorities Available	9,481,000.79	9,591,940.47	19,072,941.26	-	-	19,072,941.26
Less:	-	-	-	-	-	-
Lapsed NCA	-	-	-	-	-	-
Disbursements	4,751,214.23	9,006,180.97	13,757,395.20	-	-	13,757,395.20
Less: Other Non-Cash Disbursements	-	-	-	-	-	-
Disbursements effected through outright deductions from claims	-	-	-	-	-	-
Overpayment of expenses (e.g. personnel benefits)	-	-	-	-	-	-
Restitution for loss of government property	-	-	-	-	-	-
Liquidated damages and similar claims	-	-	-	-	-	-
Others (e.g. TEF, BT, Docs Stamp, etc.)	-	-	-	-	-	-
Address: Adjustments (e.g. cancelled/stated checks)	4,729,786.56	685,759.50	5,315,546.06	-	-	5,315,546.06
Balance of Disbursement Authorities as at date	9,481,000.79	9,591,940.47	19,072,941.26	-	-	19,072,941.26
Total Disbursements Program	4,751,214.23	9,006,180.97	13,757,395.20	-	-	13,757,395.20
Less: **Actual Disbursements	4,729,786.56	685,759.50	5,315,546.06	-	-	5,315,546.06
(Over)/Under spending	-	-	-	-	-	-

Notes: \* The use of NTA is discouraged  
 \*\* Amounts should tally with the grand total disbursement (column 27).

**Certified Correct:**

**Recommending Approval:**

**Approved by:**

*[Signature]*  
**DIÑA M. NILLOSAN**  
 Agency Chief Accountant  
 Date: *[Date]*

*[Signature]*  
**ANGELITO V. FONTANILLA**  
 Director, Financial and Management Service  
 Date: *[Date]*

*[Signature]*  
**ENGR. NONITA S. CAGUIOA**  
 Assistant Secretary  
 Finance, Information Systems and Mining Concerns  
 Date: *[Date]*

**MONTHLY REPORT OF DISBURSEMENTS**  
For the month of February 2023

Department: Department of Environment and Natural Resources (DENR)  
 Agency: Office of the Secretary  
 Operating Unit: ALL  
 Organization Code: 10 001 0100000  
 Fund Cluster: 02 - Foreign Assisted Projects Fund (LP)

Particulars	Current Year Budget					Prior Year's Budget										Grand Total					Remarks					
	PS	MOOE	Fin Ex	CO	TOTAL	PS	MOOE	FinEx	CO	Sub-Total	PS	MOOE	FinEx	CO	Sub-Total	TOTAL	SUB-TOTAL	PS	MOOE	Fin Ex		CO	TOTAL			
CASH DISBURSEMENTS	-	128,515.81	-	-	128,515.81	-	5,407,937.90	-	23,381,336.02	28,789,273.92	-	823,120.21	-	1,075,763.20	1,898,883.41	30,688,157.33	30,796,673.14	-	-	-	-	-	6,359,573.92	24,437,099.22	30,796,673.14	
Notice of Cash Allocation (NCA)	-	42,525.02	-	-	42,525.02	-	-	-	9,203,384.39	9,203,384.39	-	823,120.21	-	1,075,763.20	1,898,883.41	11,102,267.80	11,144,792.82	-	-	-	-	-	865,645.23	10,279,147.59	11,144,792.82	
MDS Checks Issued	-	42,525.02	-	-	42,525.02	-	-	-	9,203,384.39	9,203,384.39	-	823,120.21	-	1,075,763.20	1,898,883.41	11,102,267.80	11,144,792.82	-	-	-	-	-	865,645.23	10,279,147.59	11,144,792.82	
Advice to Debit Account	-	-	-	-	-	-	-	-	-	-	-	-	-	-	-	-	-	-	-	-	-	-	-	-	-	
Notice of Transfer Allocations (NTA)	-	-	-	-	-	-	-	-	-	-	-	-	-	-	-	-	-	-	-	-	-	-	-	-	-	
MDS Checks Issued	-	-	-	-	-	-	-	-	-	-	-	-	-	-	-	-	-	-	-	-	-	-	-	-	-	
Advice to Debit Account	-	-	-	-	-	-	-	-	-	-	-	-	-	-	-	-	-	-	-	-	-	-	-	-	-	
Working Fund for FAPs	-	85,990.79	-	-	85,990.79	-	5,407,937.90	-	14,157,951.63	19,595,889.53	-	-	-	-	-	19,595,889.53	19,661,880.32	-	-	-	-	-	5,493,928.69	14,157,951.63	19,661,880.32	
Cash Disbursement Ceiling (CDC)	-	-	-	-	-	-	-	-	-	-	-	-	-	-	-	-	-	-	-	-	-	-	-	-	-	
<b>TOTAL CASH DISBURSEMENTS</b>	-	<b>128,515.81</b>	-	-	<b>128,515.81</b>	-	<b>5,407,937.90</b>	-	<b>23,381,336.02</b>	<b>28,789,273.92</b>	-	<b>823,120.21</b>	-	<b>1,075,763.20</b>	<b>1,898,883.41</b>	<b>30,688,157.33</b>	<b>30,796,673.14</b>	-	-	-	-	-	<b>6,359,573.92</b>	<b>24,437,099.22</b>	<b>30,796,673.14</b>	
NON-CASH DISBURSEMENTS	-	-	-	-	-	-	-	-	-	-	-	-	-	-	-	-	-	-	-	-	-	-	-	-	-	
Tax Remittance Advices Issued (TRA)	-	-	-	-	-	-	-	-	-	-	-	-	-	-	-	-	-	-	-	-	-	-	-	-	-	
Non-Cash Availment Authority (NCAA)	-	-	-	-	-	-	-	-	-	-	-	-	-	-	-	-	-	-	-	-	-	-	-	-	-	
Disbursements effected through outright deductions from claims (please specify...)	-	-	-	-	-	-	-	-	-	-	-	-	-	-	-	-	-	-	-	-	-	-	-	-	-	
Overpayment of expenses(e.g. personal benefits)	-	-	-	-	-	-	-	-	-	-	-	-	-	-	-	-	-	-	-	-	-	-	-	-	-	
Restitution for loss of government property	-	-	-	-	-	-	-	-	-	-	-	-	-	-	-	-	-	-	-	-	-	-	-	-	-	
Liquidated damages and similar claims	-	-	-	-	-	-	-	-	-	-	-	-	-	-	-	-	-	-	-	-	-	-	-	-	-	
Others(TEF, BTR, Documentary Stamp Tax, etc.)	-	-	-	-	-	-	-	-	-	-	-	-	-	-	-	-	-	-	-	-	-	-	-	-	-	
<b>TOTAL NON-CASH DISBURSEMENTS</b>	-	-	-	-	-	-	-	-	-	-	-	-	-	-	-	-	-	-	-	-	-	-	-	-	-	
<b>GRAND TOTAL</b>	-	<b>128,515.81</b>	-	-	<b>128,515.81</b>	-	<b>5,407,937.90</b>	-	<b>23,381,336.02</b>	<b>28,789,273.92</b>	-	<b>823,120.21</b>	-	<b>1,075,763.20</b>	<b>1,898,883.41</b>	<b>30,688,157.33</b>	<b>30,796,673.14</b>	-	-	-	-	-	<b>6,359,573.92</b>	<b>24,437,099.22</b>	<b>30,796,673.14</b>	

Particulars	(1)	Previous Report		This Month		As at Date	
		(2)	(3)	(4)	(5)		
Total Disbursement Authorities Received		112,649,154.49	5,806,653.79	118,455,808.28			
NCA		-	-	-			
NTA/Funding Check (FC) Received		59,500,000.00	3,000,000.00	62,500,000.00			
Working Fund		53,149,154.49	2,806,653.79	55,955,808.28			
TRA		-	-	-			
CDC		-	-	-			
NCAA		-	-	-			
Less: Notice of Transfer of Allocations (NTA)/Funding Check (FC)* Issued		39,800,000.00	3,000,000.00	41,800,000.00			
Total Disbursement Authorities Available		73,849,154.49	2,806,653.79	76,655,808.28			
Less:		-	-	-			
Lapsed NCA		-	-	-			
**Disbursements		33,070,594.31	30,796,673.14	63,867,267.46			
Less: Other Non-Cash Disbursements		-	-	-			
Disbursements effected through outright deductions from claims		-	-	-			
Overpayment of expenses(e.g. personal benefits)		-	-	-			
Restitution for loss of government property		-	-	-			
Liquidated damages and similar claims		-	-	-			
Others (e.g. TEF, BTR, Docs Stamp, etc.)		9,261,910.97	-	9,261,910.97			
Adjustment: Adjustments (e.g. cancelled/stated checks)		203,901.52	(203,901.52)	-			
Balance of Disbursement Authorities as at date		31,720,550.73	(28,193,920.87)	3,526,629.86			
Total Disbursements Program		74,053,056.01	2,602,752.27	76,655,808.28			
Less: ** Actual Disbursements		42,332,505.28	30,796,673.14	73,129,178.42			
(Over)/Under spending		31,720,550.73	(28,193,920.87)	3,526,629.86			

Notes: - The use of NTA is discouraged  
 \*\* Amounts should tally with the grand total disbursement (column 27).  
 \*\*\* Disbursements includes Remittance to BTR of unutilized fund balance from Central Office.

Certified Correct:

Recommending Approval:

Approved by:

*Dina M. Nillosan*  
**DINA M. NILLOSAN**  
 Agency Chief Accountant  
 Date: *2/28/23*

*Angelito V. Fontanilla*  
**ANGELITO V. FONTANILLA**  
 Director, Financial and Management Service  
 Date: *2/28/23*

*Engr. Nonita S. Caguica*  
**ENGR. NONITA S. CAGUICA**  
 Assistant Secretary  
 Finance/Information Systems and Mining Concerns  
 Date: *2/28/23*

MONTHLY REPORT OF DISBURSEMENTS  
For the month of February 2023

Department: Department of Environment and Natural Resources (DENR)  
 Agency: Office of the Secretary  
 Operating Unit: ALL  
 Organization Code: 10 001 0100000  
 Fund Cluster: 03 - Special Account - Locally Funded

Particulars	Current Year Budget					Prior Year's Budget					Current Year's Accounts Payable					Prior Year's Accounts Payable					Trust Liabilities					Grand Total					Remarks
	PS	MOOE	FINEX	CO	TOTAL	PS	MOOE	FINEX	CO	TOTAL	PS	MOOE	FINEX	CO	TOTAL	PS	MOOE	FINEX	CO	TOTAL	PS	MOOE	FINEX	CO	TOTAL						
	(1)	(2)	(3)	(4)	(5)	(6)	(7)	(8)	(9)	(10)	(11)	(12)	(13)	(14)	(15)	(16)	(17)	(18)	(19)	(20)	(21)	(22)	(23)	(24)	(25)	(26)	(27)	(28)			
CASH DISBURSEMENTS																															
Notice of Cash Allocation (NCA)																															
MDS Checks Issued																															
Advice to Debt Account																															
MDS Checks Issued																															
Notice of Transfer Allocations (NTA)																															
MDS Checks Issued																															
Advice to Debt Account																															
Working Fund for FAPs																															
Cash Disbursement Ceiling (CDC)																															
<b>TOTAL CASH DISBURSEMENTS</b>																															
<b>NON-CASH DISBURSEMENTS</b>																															
Tax Refund/Advance Issued (TRA)																															
Non-Cash Availment Authority (NCAA)																															
Disbursements effected through outright deductions from claims (please specify...)																															
Overpayment of expenses (e.g. personnel benefits)																															
Restitution for loss of government property																															
Liquidated damages and similar claims																															
Others (e.g. TEF, BTR, Docs Stamp, etc.)																															
Add/Less: Adjustments (e.g. cancelled/stated checks)																															
Balance of Disbursement Authorities as at date																															
Total Disbursements Program																															
Less: *Actual Disbursements																															
(Over)/Under spending																															
<b>GRAND TOTAL</b>																															

Particulars	(1)	(2)	(3)	(4)	Prior Year's Budget					Current Year's Accounts Payable					Trust Liabilities					Grand Total	Remarks							
					PS	MOOE	FINEX	CO	TOTAL	PS	MOOE	FINEX	CO	TOTAL	PS	MOOE	FINEX	CO	TOTAL									
Total Disbursement Authorities Received		14,903.04		14,903.04																								
NCA																												
NTA																												
Working Fund																												
TRA																												
CDC																												
NCAA																												
Less: Notice of Transfer of Allocations (NTA)* Issued																												
Total Disbursement Authorities Available																												
Less:																												
Lapsed NCA																												
Disbursements																												
Less: Other Non-Cash Disbursements																												
Disbursements effected through outright deductions from claims																												
Overpayment of expenses (e.g. personnel benefits)																												
Restitution for loss of government property																												
Liquidated damages and similar claims																												
Others (e.g. TEF, BTR, Docs Stamp, etc.)																												
Add/Less: Adjustments (e.g. cancelled/stated checks)																												
Balance of Disbursement Authorities as at date																												
Total Disbursements Program																												
Less: *Actual Disbursements																												
(Over)/Under spending																												

Notes: \* The use of NTA is discouraged  
 Notes: \*\* Amounts should tally with the grand total disbursement (column 27).

Certified Correct:  
 DIÑA M. NILLOSAN  
 Agency Chief Accountant  
 Date: 1/24/23

Recommending Approval:  
 ANGELITO V. FONTANILLA  
 Director, Financial and Management Service  
 Date: 1/24/23

Approved by:  
 ENGR. NONITA S. CAGUIOA  
 Assistant Secretary  
 Finance, Information Systems and Mining Concerns  
 Date: 1/24/23

**MONTHLY REPORT OF DISBURSEMENTS**  
For the month of February 2023

Department: Department of Environment and Natural Resources (DENR)  
 Agency: Office of the Secretary  
 Operating Unit: ALL  
 Organization Code: 10 001 0100000  
 Fund Cluster: 04 - Special Account - Foreign Assisted/Grant

Particulars	Current Year Budget					Prior Year's Budget					Current Year's Accounts Payable					Prior Year's Accounts Payable					Trust Liabilities					Grand Total					Remarks
	PS	MOOE	FinEx	CO	TOTAL	PS	MOOE	FinEx	CO	TOTAL	PS	MOOE	FinEx	CO	TOTAL	PS	MOOE	CO	TOTAL	PS	MOOE	FinEx	CO	TOTAL							
											Sub-Total					Sub-Total															
CASH DISBURSEMENTS	1	2	3	4	5	6=(2+3+4+5)	7	8	9	10	11=(7+8+9+10)	12	13	14	15	16=(12+13+14+15)	17=(11+16)	18=(6+17)	19	20	21	22=(19+20+21)	23	24	25	26	27=(23+24+25+26)	28			
Notice of Cash Allocation (NCA)	-	-	-	-	-	-	-	-	-	-	-	-	-	-	-	-	-	-	-	-	-	-	-	-	-	-	-	-			
MDS Checks Issued	-	-	-	-	-	-	-	-	-	-	-	-	-	-	-	-	-	-	-	-	-	-	-	-	-	-	-	-			
Advice to Debit Account	-	-	-	-	-	-	-	-	-	-	-	-	-	-	-	-	-	-	-	-	-	-	-	-	-	-	-	-			
Notice of Transfer Allocations (NTA)	-	-	-	-	-	-	-	-	-	-	-	-	-	-	-	-	-	-	-	-	-	-	-	-	-	-	-	-			
MDS Checks Issued	-	-	-	-	-	-	-	-	-	-	-	-	-	-	-	-	-	-	-	-	-	-	-	-	-	-	-	-			
Advice to Debit Account	-	-	-	-	-	-	-	-	-	-	-	-	-	-	-	-	-	-	-	-	-	-	-	-	-	-	-	-			
Working Fund for FAFs	-	-	-	-	-	-	-	-	-	-	-	-	-	-	-	-	-	-	-	-	-	-	-	-	-	-	-	-			
Cash Disbursement Ceiling (CDC)	-	-	-	-	-	-	-	-	-	-	-	-	-	-	-	-	-	-	-	-	-	-	-	-	-	-	-	-			
<b>TOTAL CASH DISBURSEMENTS</b>	-	-	-	-	-	-	-	-	-	-	-	-	-	-	-	-	-	-	-	-	-	-	-	-	-	-	-	-			
NON-CASH DISBURSEMENTS	-	-	-	-	-	-	-	-	-	-	-	-	-	-	-	-	-	-	-	-	-	-	-	-	-	-	-	-			
Tax Remittance Advices Issued (TRA)	-	-	-	-	-	-	-	-	-	-	-	-	-	-	-	-	-	-	-	-	-	-	-	-	-	-	-	-			
Non-Cash Availment Authority (NCAA)	-	-	-	-	-	-	-	-	-	-	-	-	-	-	-	-	-	-	-	-	-	-	-	-	-	-	-	-			
Disbursements effected through outright deductions from claims (please specify...)	-	-	-	-	-	-	-	-	-	-	-	-	-	-	-	-	-	-	-	-	-	-	-	-	-	-	-	-			
Overpayment of expenses (e.g. personnel benefits)	-	-	-	-	-	-	-	-	-	-	-	-	-	-	-	-	-	-	-	-	-	-	-	-	-	-	-	-			
Restitution for loss of government property	-	-	-	-	-	-	-	-	-	-	-	-	-	-	-	-	-	-	-	-	-	-	-	-	-	-	-	-			
Liquidated damages and similar claims	-	-	-	-	-	-	-	-	-	-	-	-	-	-	-	-	-	-	-	-	-	-	-	-	-	-	-	-			
Others (TEF, BIT, Documentary Stamp Tax, etc.)	-	-	-	-	-	-	-	-	-	-	-	-	-	-	-	-	-	-	-	-	-	-	-	-	-	-	-	-			
<b>TOTAL NON-CASH DISBURSEMENTS</b>	-	-	-	-	-	-	-	-	-	-	-	-	-	-	-	-	-	-	-	-	-	-	-	-	-	-	-	-			
<b>GRAND TOTAL</b>	-	-	-	-	-	-	-	-	-	-	-	-	-	-	-	-	-	-	-	-	-	-	-	-	-	-	-	-			

**SUMMARY**

Particulars	(1)	(2)	(3)	(4)
Particulars	Previous Report	This Month	As at Date	
Total Disbursement Authorities Received	5,437,386.67	918,253.75	6,355,640.42	
NCA	-	-	-	
NTA	-	-	-	
Working Fund	5,437,386.67	918,253.75	6,355,640.42	
TRA	-	-	-	
CDC	-	-	-	
NCAA	-	-	-	
Less: Notice of Transfer of Allocations (NTA)* issued	5,427,386.67	918,253.75	6,345,640.42	
Total Disbursement Authorities Available	10,000.00	-	10,000.00	
Less:	-	-	-	
Lapsed NCA	-	-	-	
Disbursements	-	-	-	
Less: Other Non-Cash Disbursements	-	-	-	
Disbursements effected through outright deductions from claims	-	-	-	
Overpayment of expenses (e.g. personnel benefits)	-	-	-	
Restitution for loss of government property	-	-	-	
Liquidated damages and similar claims	-	-	-	
Others (e.g. TEF, BIT, Docs Stamp, etc.)	-	-	-	
Add/less: Adjustments (e.g. cancelled/stated checks)	-	-	-	
Balance of Disbursement Authorities as at date	10,000.00	-	10,000.00	
Total Disbursements Program	10,000.00	-	10,000.00	
Less: *Actual Disbursements	-	-	-	
(Over)/Under spending	10,000.00	-	10,000.00	

Notes: \* The use of NTA is discouraged  
 Notes: \*\* Amounts should tally with the grand total disbursement (column 27).

**Certified Correct:**

**Recommending Approval:**

**Approved by:**

*Dina M. Nillosan*  
**DINA M. NILLOSAN**  
 Agency Chief Accountant  
 Date: 2/14

*Angelito V. Fontanilla*  
**ANGELITO V. FONTANILLA**  
 Director, Financial and Management Service  
 Date:

*Engr. Nonita S. Cagujio*  
**ENGR. NONITA S. CAGUIO**  
 Assistant Secretary  
 Finance, Information Systems and Mining Concerns  
 Date:

**MONTHLY REPORT OF DISBURSEMENTS**  
For the month of February 2023


**Department:** Department of Environment and Natural Resources (DENR)  
**Agency:** Office of the Secretary  
**Operating Unit:** ALL  
**Organization Code:** 10 001 0100000  
**Fund Cluster:** 07 - Trust Fund


Particulars	Current Year Budget					Prior Year's Budget										Trust Liabilities					Grand Total					Remarks		
	PS	MOOE	FINEX	CO	TOTAL	PS	MOOE	FINEX	CO	Sub-Total	PS	MOOE	FINEX	CO	Sub-Total	TOTAL	SUB-TOTAL	PS	MOOE	CO	TOTAL	PS	MOOE	FINEX	CO		TOTAL	
CASH DISBURSEMENTS																												
Notice of Cash Allocation (NCA)																												
MDS Checks issued																												
Advice to Debit Account																												
Notice of Transfer Allocations (NTA)																												
MDS Checks Issued																												
Advice to Debit Account																												
Working Fund for FAPs																												
Cash Disbursement Ceiling (CDC)																												
<b>TOTAL CASH DISBURSEMENTS</b>																												
NON-CASH DISBURSEMENTS																												
Tax Remittance Advices issued (TRA)																												
Non-Cash Availment Authority (NCAA)																												
Disbursements effected through outright deductions from claims (please specify...)																												
Overpayment of expenses (e.g. personnel benefits)																												
Restitution for loss of government property																												
Liquidated damages and similar claims																												
Others (e.g. TEF, BTR, Docs Stamp, etc.)																												
Add/less: Adjustments (e.g. cancelled/staled checks)																												
Balance of Disbursement Authorities as at date																												
Total Disbursements Program																												
Less: Actual Disbursements																												
(Over)/Under spending																												
<b>GRAND TOTAL</b>																												

**SUMMARY**

Particulars	Previous Report	This Month	As at Date
Total Disbursement Authorities Received	4,898,749.85	439,175.87	5,337,925.72
NCA	4,847,110.00	418,000.00	5,265,110.00
NTA**	-	-	-
Working Fund	51,639.85	21,175.87	72,815.72
TRA	-	-	-
CDC	-	-	-
NCAA	-	-	-
Less: Notice of Transfer of Allocations (NTA)* issued	-	-	-
Total Disbursement Authorities Available	4,898,749.85	439,175.87	5,337,925.72
Less:			
Lapsed NCA	-	-	-
Disbursements	2,100,179.53	1,863,655.17	3,963,834.70
Less: Other Non-Cash Disbursements	-	-	-
Disbursements effected through outright deductions from claims	-	-	-
Overpayment of expenses (e.g. personnel benefits)	-	-	-
Restitution for loss of government property	-	-	-
Liquidated damages and similar claims	-	-	-
Others (e.g. TEF, BTR, Docs Stamp, etc.)	-	-	-
Add/less: Adjustments (e.g. cancelled/staled checks)	-	-	-
Balance of Disbursement Authorities as at date	2,798,570.32	(1,424,479.30)	1,374,091.02
Total Disbursements Program	4,898,749.85	439,175.87	5,337,925.72
Less: Actual Disbursements	2,100,179.53	1,863,655.17	3,963,834.70
(Over)/Under spending	2,798,570.32	(1,424,479.30)	1,374,091.02

Notes: \* The use of NTA is discouraged  
 Notes: \*\* Amounts should tally with the grand total disbursement (column 27).

**Certified Correct:**  
  
**DIÑA M. NILLOSAN**  
 Agency Chief Accountant  
 Date: 2/28/23

**Recommending Approval:**  
  
**ANGELITO V. FONTANILLA**  
 Director, Financial and Management Service  
 Date: 2/28/23

**Approved by:**  
  
**ENGR. NOMITA S. CAGUIOA**  
 Assistant Secretary  
 Finance, Information Systems and Mining Concerns  
 Date: 2/28/23