

MONTHLY REPORT OF DISBURSEMENTS
For the month of August 2023

Department: Department of Environment and Natural Resources (DENR)
Agency: Office of the Secretary
Operating Unit: ALL
Organization Code: 10 001 0100000
Fund Cluster: 01 - Regular Agency Fund

Particulars	Current Year Budget					Prior Year's Budget											SUB-TOTAL	Trust Liabilities				Grand Total					Remarks	
	PS	MOOE	FinEx	CO	TOTAL	Prior Year's Accounts Payable					Current Year's Accounts Payable					TOTAL		PS	MOOE	CO	TOTAL	PS	MOOE	FinEx	CO	TOTAL		
						PS	MOOE	FinEx	CO	Sub-Total	PS	MOOE	FinEx	CO	Sub-Total													
1	2	3	4	5	6=(2+3+4+5)	7	8	9	10	11=(7+8+9+10)	12	13	14	15	16=(12+13+14+15)	17=(11+16)	18=(6+17)	19	20	21	22=(19+20+21)	23	24	25	26	27=(23+24+25+26)	28	
CASH DISBURSEMENTS	726,470,156.82	498,831,005.94	-	84,511,051.86	1,309,812,214.62	1,458,778.69	5,542,254.17	-	13,171,655.85	20,172,688.71	-	5,209,203.08	-	811,837.53	6,021,040.61	26,193,729.32	1,336,005,943.94	-	-	-	-	727,928,935.51	509,582,463.19	-	98,494,545.24	1,336,005,943.94		
Notice of Cash Allocation (NCA)	712,133,392.92	490,374,350.16	-	82,077,575.87	1,284,585,318.95	1,458,778.69	5,542,254.17	-	13,036,886.25	20,037,719.11	-	5,026,714.75	-	811,837.53	5,838,552.28	25,876,271.39	1,310,461,590.34	-	-	-	-	713,592,171.61	500,943,319.08	-	95,926,099.65	1,310,461,590.34		
MDS Checks Issued	122,423,178.91	63,361,858.76	-	9,651,062.61	195,436,100.28	93,180.93	1,690,993.16	-	1,483,850.53	3,268,024.82	-	950,518.76	-	7,901.42	958,420.18	4,226,444.80	199,662,545.08	-	-	-	-	122,516,359.84	86,003,370.68	-	11,142,814.56	199,662,545.08		
Advice to Debit Account	589,710,214.01	427,012,491.40	-	72,426,513.26	1,089,149,218.67	1,369,597.76	3,851,261.01	-	11,552,835.72	16,769,694.49	-	4,076,195.99	-	803,938.11	4,880,132.10	21,649,826.59	1,110,799,045.26	-	-	-	-	591,075,811.77	434,939,948.40	-	84,783,285.09	1,110,799,045.26		
Notice of Transfer Allocations (NTA)	14,336,763.90	8,456,655.78	-	2,433,475.99	25,226,895.67	-	-	-	134,969.60	134,969.60	-	182,488.33	-	-	182,488.33	317,457.93	25,544,353.60	-	-	-	-	14,336,763.90	8,639,144.11	-	2,568,445.59	25,544,353.60		
MDS Checks Issued	37,346.70	1,706,453.80	-	2,404,141.19	4,147,941.49	-	-	-	-	-	-	-	-	-	-	-	4,147,941.49	-	-	-	-	37,346.70	1,706,453.80	-	2,404,141.19	4,147,941.49		
Advice to Debit Account	14,299,417.20	6,750,202.18	-	29,334.80	21,078,954.18	-	-	-	134,969.60	134,969.60	-	182,488.33	-	-	182,488.33	317,457.93	21,396,412.11	-	-	-	-	14,299,417.20	6,932,690.51	-	164,304.40	21,396,412.11		
Working Fund for FAPs	-	-	-	-	-	-	-	-	-	-	-	-	-	-	-	-	-	-	-	-	-	-	-	-	-	-	-	
Cash Disbursement Ceiling (CDC)	-	-	-	-	-	-	-	-	-	-	-	-	-	-	-	-	-	-	-	-	-	-	-	-	-	-	-	
TOTAL CASH DISBURSEMENTS	726,470,156.82	498,831,005.94	-	84,511,051.86	1,309,812,214.62	1,458,778.69	5,542,254.17	-	13,171,655.85	20,172,688.71	-	5,209,203.08	-	811,837.53	6,021,040.61	26,193,729.32	1,336,005,943.94	-	-	-	-	727,928,935.51	509,582,463.19	-	98,494,545.24	1,336,005,943.94		
NON-CASH DISBURSEMENTS	30,413,307.37	10,457,577.74	-	3,363,992.01	44,234,877.12	-	539,988.95	-	386,169.00	926,157.95	-	253,602.12	-	18,916.24	272,518.36	1,198,676.31	45,433,653.43	-	-	-	-	30,413,307.37	11,251,268.81	-	3,769,077.25	45,433,653.43		
Tax Remittance Advices Issued (TRA)	30,413,307.37	10,457,577.74	-	3,363,992.01	44,234,877.12	-	539,988.95	-	386,169.00	926,157.95	-	253,602.12	-	18,916.24	272,518.36	1,198,676.31	45,433,653.43	-	-	-	-	30,413,307.37	11,251,268.81	-	3,769,077.25	45,433,653.43		
Non-Cash Availment Authority (NCAA)	-	-	-	-	-	-	-	-	-	-	-	-	-	-	-	-	-	-	-	-	-	-	-	-	-	-	-	
Disbursements effected through outright deductions from claims (please specify...)	-	-	-	-	-	-	-	-	-	-	-	-	-	-	-	-	-	-	-	-	-	-	-	-	-	-	-	
Overpayment of expenses(e.g. personnel benefits)	-	-	-	-	-	-	-	-	-	-	-	-	-	-	-	-	-	-	-	-	-	-	-	-	-	-	-	
Restitution for loss of government property	-	-	-	-	-	-	-	-	-	-	-	-	-	-	-	-	-	-	-	-	-	-	-	-	-	-	-	
Liquidated damages and similar claims	-	-	-	-	-	-	-	-	-	-	-	-	-	-	-	-	-	-	-	-	-	-	-	-	-	-	-	
Others(TEF BTr-Documentary Stamp Tax etc.)	-	-	-	-	-	-	-	-	-	-	-	-	-	-	-	-	-	-	-	-	-	-	-	-	-	-	-	
TOTAL NON-CASH DISBURSEMENTS	30,413,307.37	10,457,577.74	-	3,363,992.01	44,234,877.12	-	539,988.95	-	386,169.00	926,157.95	-	253,602.12	-	18,916.24	272,518.36	1,198,676.31	45,433,653.43	-	-	-	-	30,413,307.37	11,251,268.81	-	3,769,077.25	45,433,653.43		
GRAND TOTAL	756,883,464.19	509,288,583.68	-	87,875,043.87	1,354,047,191.74	1,458,778.69	6,082,243.12	-	13,557,824.85	21,098,846.66	-	5,462,805.20	-	830,753.77	6,293,558.97	27,392,405.63	1,381,439,597.37	-	-	-	-	758,342,242.88	520,833,732.00	-	102,263,622.49	1,381,439,597.37		

Particulars	Previous Report	This Month	As at Date
(1)	(2)	(3)	(4)
Total Disbursement Authorities Received	11,449,701,157.52	1,860,686,123.86	13,310,387,281.38
NCA	10,298,599,195.97	1,440,552,844.32	11,739,151,840.29
NTA	828,213,579.13	374,899,826.11	1,200,913,405.24
Working Fund	-	-	-
TRA	324,888,382.42	45,433,653.43	370,322,035.85
CDC	-	-	-
NCAA	-	-	-
Less: Notice of Transfer of Allocations (NTA)* issued	836,649,893.13	400,523,914.33	1,237,173,807.46
Total Disbursement Authorities Available	10,513,051,464.39	1,460,162,209.53	12,073,213,673.92
Less:			
Lapsed NCA	1,026,854,670.84	-	1,026,854,670.84
Disbursements	9,057,617,418.44	1,381,439,597.37	10,439,057,015.81
Less: Other Non-Cash Disbursements	25,551.65	-	25,551.65
Disbursements effected through outright deductions from claims	25,551.65	-	25,551.65
*** Overpayment of expenses(e.g. personnel benefits)	25,123.95	-	25,123.95
Restitution for loss of government property	-	-	-
Liquidated damages and similar claims	427.70	-	427.70
Others (e.g. TEF BTr Does Stamp etc.)	-	-	-
Add/Less: Adjustments (e.g. cancelled/staled checks)	1,613,815.22	93,480.65	1,707,295.87
Balance of Disbursement Authorities as at date	530,218,741.98	78,916,092.81	609,034,834.79
Total Disbursements Program	10,514,665,279.61	1,460,255,690.18	12,074,920,969.79
Less: **Actual Disbursements	9,057,591,866.79	1,381,439,597.37	10,439,031,464.16
(Over)/Under spending	1,557,073,412.82	78,816,092.81	1,635,889,505.63

Notes: * The use of NTA is discouraged
** Amounts should tally with the grand total disbursement (column 27).
*** Other Non-Cash Disbursements is from CAR.

Certified Correct:

Dina M. Nillosan
DIÑA M. NILLOSAN
Agency Chief Accountant
Date: *pe H*

Approved by:

Imelda R. Dela Cruz
IMELDA R. DELA CRUZ
OIC Director, Financial and Management Service
Date:

MONTHLY REPORT OF DISBURSEMENTS
For the month of August 2023

Department: Department of Environment and Natural Resources (DENR)
Agency: Office of the Secretary
Operating Unit: ALL
Organization Code: 10 001 0100000
Fund Cluster: 02 - Foreign Assisted Projects Fund (GOP)



Particulars	Current Year Budget					Prior Year's Budget											SUB-TOTAL	Trust Liabilities				Grand Total					Remarks			
	PS	MOOE	FinEx	CO	TOTAL	Prior Year's Accounts Payable					Current Year's Accounts Payable							TOTAL	PS	MOOE	CO	TOTAL	PS	MOOE	FinEx	CO		TOTAL		
						PS	MOOE	FinEx	CO	Sub-Total	PS	MOOE	FinEx	CO	Sub-Total	PS													MOOE	FinEx
1	2	3	4	5	6=(2+3+4+5)	7	8	9	10	11=(7+8+9+10)	12	13	14	15	16=(12+13+14+15)	17=(11+16)	18=(6+17)	19	20	21	22=(19+20+21)	23	24	25	26	27=(23+24+25+26)	28			
CASH DISBURSEMENTS	-	(4,700.18)	-	-	(4,700.18)	-	-	-	-	-	-	-	-	-	-	-	(4,700.18)	-	-	-	-	-	-	-	-	-	(4,700.18)	-	-	(4,700.18)
Notice of Cash Allocation (NCA)	-	-	-	-	-	-	-	-	-	-	-	-	-	-	-	-	-	-	-	-	-	-	-	-	-	-	-	-	-	
MDS Checks Issued	-	-	-	-	-	-	-	-	-	-	-	-	-	-	-	-	-	-	-	-	-	-	-	-	-	-	-	-	-	
Advice to Debit Account	-	-	-	-	-	-	-	-	-	-	-	-	-	-	-	-	-	-	-	-	-	-	-	-	-	-	-	-	-	
Notice of Transfer Allocations (NTA)	-	(4,700.18)	-	-	(4,700.18)	-	-	-	-	-	-	-	-	-	-	-	(4,700.18)	-	-	-	-	-	-	-	-	-	(4,700.18)	-	-	(4,700.18)
MDS Checks Issued	-	(22,209.11)	-	-	(22,209.11)	-	-	-	-	-	-	-	-	-	-	-	(22,209.11)	-	-	-	-	-	-	-	-	-	(22,209.11)	-	-	(22,209.11)
Advice to Debit Account	-	17,508.93	-	-	17,508.93	-	-	-	-	-	-	-	-	-	-	-	17,508.93	-	-	-	-	-	-	-	-	17,508.93	-	-	17,508.93	
Working Fund for FAPs	-	-	-	-	-	-	-	-	-	-	-	-	-	-	-	-	-	-	-	-	-	-	-	-	-	-	-	-	-	
Cash Disbursement Ceiling (CDC)	-	-	-	-	-	-	-	-	-	-	-	-	-	-	-	-	-	-	-	-	-	-	-	-	-	-	-	-	-	
TOTAL CASH DISBURSEMENTS	-	(4,700.18)	-	-	(4,700.18)	-	-	-	-	-	-	-	-	-	-	-	(4,700.18)	-	-	-	-	-	-	-	-	-	(4,700.18)	-	-	(4,700.18)
NON-CASH DISBURSEMENTS	-	11,507.12	-	-	11,507.12	-	12,746.26	-	154,039.52	166,785.78	-	-	-	-	-	166,785.78	178,292.90	-	-	-	-	-	-	-	-	24,253.38	-	154,039.52	178,292.90	
Tax Remittance Advices Issued (TRA)	-	11,507.12	-	-	11,507.12	-	12,746.26	-	154,039.52	166,785.78	-	-	-	-	-	166,785.78	178,292.90	-	-	-	-	-	-	-	-	24,253.38	-	154,039.52	178,292.90	
Non-Cash Availment Authority (NCAA)	-	-	-	-	-	-	-	-	-	-	-	-	-	-	-	-	-	-	-	-	-	-	-	-	-	-	-	-	-	
Disbursements effected through outright deduction	-	-	-	-	-	-	-	-	-	-	-	-	-	-	-	-	-	-	-	-	-	-	-	-	-	-	-	-	-	
Overpayment of expenses(e.g. personnel benef	-	-	-	-	-	-	-	-	-	-	-	-	-	-	-	-	-	-	-	-	-	-	-	-	-	-	-	-	-	
Restitution for loss of government property	-	-	-	-	-	-	-	-	-	-	-	-	-	-	-	-	-	-	-	-	-	-	-	-	-	-	-	-	-	
Liquidated damages and similar claims	-	-	-	-	-	-	-	-	-	-	-	-	-	-	-	-	-	-	-	-	-	-	-	-	-	-	-	-	-	
Others(TEF BTr-Documentary Stamp Tax etc.)	-	-	-	-	-	-	-	-	-	-	-	-	-	-	-	-	-	-	-	-	-	-	-	-	-	-	-	-	-	
TOTAL NON-CASH DISBURSEMENTS	-	11,507.12	-	-	11,507.12	-	12,746.26	-	154,039.52	166,785.78	-	-	-	-	-	166,785.78	178,292.90	-	-	-	-	-	-	-	-	24,253.38	-	154,039.52	178,292.90	
GRAND TOTAL	-	6,806.94	-	-	6,806.94	-	12,746.26	-	154,039.52	166,785.78	-	-	-	-	-	166,785.78	173,592.72	-	-	-	-	-	-	-	-	19,553.20	-	154,039.52	173,592.72	

SUMMARY

Particulars	Previous Report	This Month	As at Date
(1)	(2)	(3)	(4)
Total Disbursement Authorities Received	146,574,089.37	178,292.90	146,752,382.27
NCA	80,759,322.00	-	80,759,322.00
NTA	60,348,768.71	-	60,348,768.71
Working Fund	-	-	-
TRA	25,465,998.66	178,292.90	25,644,291.56
CDC	-	-	-
NCAA	-	-	-
Less: Notice of Transfer of Allocations (NTA)* Issued	60,831,812.71	-	60,831,812.71
Total Disbursement Authorities Available	85,742,276.66	178,292.90	85,920,569.56
Less:			
Lapsed NCA	1,731,598.84	-	1,731,598.84
Disbursements	82,840,089.95	173,592.72	83,013,692.67
Less: Other Non-Cash Disbursements	-	-	-
Disbursements effected through outright deductions from claims	-	-	-
*** Overpayment of expenses(e.g. personnel benefits)	-	-	-
Restitution for loss of government property	-	-	-
Liquidated damages and similar claims	-	-	-
Others (e.g. TEF BTr Docs Stamp etc.)	-	-	-
Add/Less: Adjustments (e.g. cancelled/staled checks)	(870.26)	(22,209.11)	(23,079.37)
Balance of Disbursement Authorities as at date	1,169,707.61	(17,508.93)	1,152,198.68
Total Disbursements Program	85,741,406.40	186,083.79	85,927,490.19
Less: **Actual Disbursements	82,840,089.95	173,592.72	83,013,692.67
(Over)/Under spending	2,901,306.45	(17,508.93)	2,883,797.52

Notes: * The use of NTA is discouraged
** Amounts should tally with the grand total disbursement (column 27).
***Other Non-Cash Disbursements is from CAR.

Certified Correct:


DIÑA M. NILLOSAN
Agency Chief Accountant
Date: 

Approved by:


IMELDA R. DELA CRUZ
OIC Director, Financial and Management Service
Date:

MONTHLY REPORT OF DISBURSEMENTS
For the month of August 2023


Department: Department of Environment and Natural Resources (DENR)
Agency: Office of the Secretary
Operating Unit: ALL
Organization Code 10 001 0100000
Fund Cluster: 02 - Foreign Assisted Projects Fund (LP)

Particulars	Current Year Budget					Prior Year's Budget											SUB-TOTAL	Trust Liabilities				Grand Total					Remarks			
	PS	MOOE	FinEx	CO	TOTAL	Prior Year's Accounts Payable					Current Year's Accounts Payable							TOTAL	PS	MOOE	CO	TOTAL	PS	MOOE	FinEx	CO		TOTAL		
						PS	MOOE	FinEx	CO	Sub-Total	PS	MOOE	FinEx	CO	Sub-Total	TOTAL														
1	2	3	4	5	6=(2+3+4+5)	7	8	9	10	11=(7+8+9+10)	12	13	14	15	16=(12+13+14+15)	17=(11+16)	18=(6+17)	19	20	21	22=(19+20+21)	23	24	25	26	27=(23+24+25+26)	28			
CASH DISBURSEMENTS		98,242.65			98,242.65		174,798.85		7,010,545.53	7,185,344.38				46,244.38	46,244.38	7,231,588.76	7,329,831.41									273,041.50		7,056,789.91	7,329,831.41	
Notice of Cash Allocation (NCA)																														
MDS Checks issued																														
Advice to Debit Account																														
Notice of Transfer Allocations (NTA)																														
MDS Checks Issued																														
Advice to Debit Account																														
Working Fund for FAPs		98,242.65			98,242.65		174,798.85		7,010,545.53	7,185,344.38				46,244.38	46,244.38	7,231,588.76	7,329,831.41								273,041.50		7,056,789.91	7,329,831.41		
Cash Disbursement Ceiling (CDC)																														
TOTAL CASH DISBURSEMENTS		98,242.65			98,242.65		174,798.85		7,010,545.53	7,185,344.38				46,244.38	46,244.38	7,231,588.76	7,329,831.41								273,041.50		7,056,789.91	7,329,831.41		
NON-CASH DISBURSEMENTS																														
Tax Remittance Advices Issued (TRA)																														
Non-Cash Availment Authority (NCAA)																														
Disbursements effected through outright deduction																														
Overpayment of expenses(e.g. personnel benefit)																														
Restitution for loss of government property																														
Liquidated damages and similar claims																														
Others(TEF BTR-Documentary Stamp Tax etc.)																														
TOTAL NON-CASH DISBURSEMENTS																														
GRAND TOTAL		98,242.65			98,242.65		174,798.85		7,010,545.53	7,185,344.38				46,244.38	46,244.38	7,231,588.76	7,329,831.41								273,041.50		7,056,789.91	7,329,831.41		

SUMMARY			
Particulars	Previous Report	This Month	As at Date
(1)	(2)	(3)	(4)
Total Disbursement Authorities Received	507,702,612.13	-	507,702,612.13
NCA	-	-	-
NTA	257,698,778.86	-	257,698,778.86
Working Fund	250,003,833.27	-	250,003,833.27
TRA	-	-	-
CDC	-	-	-
NCAA	-	-	-
Less: Notice of Transfer of Allocations (NTA)* issued	236,922,328.00	-	236,922,328.00
Total Disbursement Authorities Available	270,780,286.13	-	270,780,286.13
Less:			
Lapsed NCA	-	-	-
Disbursements	243,895,779.50	7,329,831.41	251,225,610.91
Less: Other Non-Cash Disbursements			
Disbursements effected through outright deductions from claims	-	-	-
*** Overpayment of expenses(e.g. personnel benefits)	-	-	-
Restitution for loss of government property	-	-	-
Liquidated damages and similar claims	-	-	-
Others (e.g. TEF BTR Docs Stamp etc.)	9,236,358.37	-	9,236,358.37
Add/Less: Adjustments (e.g. cancelled/staled checks)	51,476.85	-	51,476.85
Balance of Disbursement Authorities as at date	17,648,519.91	(7,329,831.41)	10,318,688.50
Total Disbursements Program	270,806,210.38	-	270,806,210.38
Less: **Actual Disbursements	253,157,690.47	7,329,831.41	260,487,521.88
(Over)/Under spending	17,648,519.91	(7,329,831.41)	10,318,688.50

Notes: * The use of NTA is discouraged
** Amounts should tally with the grand total disbursement (column 27).
*** Other Non-Cash Disbursements is from CAR.

Certified Correct:


DIÑA M. NILLOSAN
Agency Chief Accountant
Date: / /

Approved by:


IMELDA R. DELA CRUZ
OIC Director, Financial and Management Service
Date: / /

MONTHLY REPORT OF DISBURSEMENTS
For the month of August 2023

Department: Department of Environment and Natural Resources (DENR)
Agency: Office of the Secretary
Operating Unit: ALL
Organization Code: 10 001 010000
Fund Cluster: 03 - Special Account - Locally Funded

Particulars	Current Year Budget					Prior Year's Budget											SUB-TOTAL	Trust Liabilities				Grand Total					Remarks
	PS	MOOE	FinEx	CO	TOTAL	Prior Year's Accounts Payable					Current Year's Accounts Payable					TOTAL		PS	MOOE	CO	TOTAL	PS	MOOE	FinEx	CO	TOTAL	
						PS	MOOE	FinEx	CO	Sub-Total	PS	MOOE	FinEx	CO	Sub-Total												
1	2	3	4	5	6=(2+3+4+5)	7	8	9	10	11=(7+8+9+10)	12	13	14	15	16=(12+13+14+15)	17=(11+16)	18=(6+17)	19	20	21	22=(19+20+21)	23	24	25	26	27=(23+24+25+26)	28
CASH DISBURSEMENTS																											
Notice of Cash Allocation (NCA)																											
MDS Checks issued																											
Advice to Debit Account																											
Notice of Transfer Allocations (NTA)																											
MDS Checks Issued																											
Advice to Debit Account																											
Working Fund for FAPs																											
Cash Disbursement Ceiling (CDC)																											
TOTAL CASH DISBURSEMENTS																											
NON-CASH DISBURSEMENTS																											
Tax Remittance Advices Issued (TRA)																											
Non-Cash Availment Authority (NCAA)																											
Disbursements effected through outright deductions from																											
Overpayment of expenses(e.g. personnel benefits)																											
Restitution for loss of government property																											
Liquidated damages and similar claims																											
Others(TEF BTr-Documentary Stamp Tax etc.)																											
TOTAL NON-CASH DISBURSEMENTS																											
GRAND TOTAL																											

SUMMARY

Particulars	Previous Report (1)	This Month (2)	As at Date (3)
Total Disbursement Authorities Received	14,020,734.20	-	14,020,734.20
NCA	13,452,465.00	-	13,452,465.00
NTA	-	-	-
Working Fund	-	-	-
TRA	568,269.20	-	568,269.20
CDC	-	-	-
NCAA	-	-	-
Less: Notice of Transfer of Allocations (NTA)* issued	-	-	-
Total Disbursement Authorities Available	14,020,734.20	-	14,020,734.20
Less:			
Lapsed NCA	29,572.26	-	29,572.26
Disbursements	9,560,226.23	-	9,560,226.23
Less: Other Non-Cash Disbursements			
Disbursements effected through outright deductions from claims	-	-	-
Overpayment of expenses(e.g. personnel benefits)	-	-	-
Restitution for loss of government property	-	-	-
Liquidated damages and similar claims	-	-	-
Others (e.g. TEF BTr Docs Stamp etc.)	-	-	-
Add/Less: Adjustments (e.g. cancelled/stated checks)	-	-	-
Balance of Disbursement Authorities as at date	4,430,935.71	-	4,430,935.71
Total Disbursements Program	14,020,734.20	-	14,020,734.20
Less: **Actual Disbursements	9,560,226.23	-	9,560,226.23
(Over)/Under spending	4,460,507.97	-	4,460,507.97

Notes: * The use of NTA is discouraged
** Amounts should tally with the grand total disbursement (column 27).

Certified Correct:
Diñosa
DIÑA M. NILLOSAN
Agency Chief Accountant
Date: *pe H*

Approved by:
Imelda R. Dela Cruz
IMELDA R. DELA CRUZ
OIC Director, Financial and Management Service
Date:

MONTHLY REPORT OF DISBURSEMENTS
For the month of August 2023


Department: Department of Environment and Natural Resources (DENR)
 Agency: Office of the Secretary
 Operating Unit: ALL
 Organization Code 10 001 0100000
 Fund Cluster: 04 - Special Account - Foreign Assisted/Grant

Particulars	Current Year Budget					Prior Year's Budget											SUB-TOTAL	Trust Liabilities				Grand Total					Remarks
	PS	MOOE	FinEx	CO	TOTAL	Prior Year's Accounts Payable					Current Year's Accounts Payable					TOTAL		PS	MOOE	CO	TOTAL	PS	MOOE	FinEx	CO	TOTAL	
						PS	MOOE	FinEx	CO	Sub-Total	PS	MOOE	FinEx	CO	Sub-Total												
1	2	3	4	5	6=(2+3+4+5)	7	8	9	10	11=(7+8+9+10)	12	13	14	15	16=(12+13+14+15)	17=(11+16)	18=(6+17)	19	20	21	22=(19+20+21)	23	24	25	26	27=(23+24+25+26)	28
CASH DISBURSEMENTS																											
Notice of Cash Allocation (NCA)																											
MDS Checks Issued																											
Advice to Debit Account																											
Notice of Transfer Allocations (NTA)																											
MDS Checks Issued																											
Advice to Debit Account																											
Working Fund for FAPs																											
Cash Disbursement Ceiling (CDC)																											
TOTAL CASH DISBURSEMENTS																											
NON-CASH DISBURSEMENTS																											
Tax Remittance Advices Issued (TRA)																											
Non-Cash Availment Authority (NCAA)																											
Disbursements effected through outright deductions from																											
Overpayment of expenses(e.g. personnel benefits)																											
Restitution for loss of government property																											
Liquidated damages and similar claims																											
Others(TEF BTR-Documentary Stamp Tax etc.)																											
TOTAL NON-CASH DISBURSEMENTS																											
GRAND TOTAL																											


Particulars	Previous Report	This Month	As at Date
(1)	(2)	(3)	(4)
Total Disbursement Authorities Received	55,208,309.88	-	55,208,309.88
NCA	-	-	-
NTA	-	-	-
Working Fund	55,208,309.88	-	55,208,309.88
TRA	-	-	-
CDC	-	-	-
NCAA	-	-	-
Less: Notice of Transfer of Allocations (NTA)* issued	55,198,309.88	-	55,198,309.88
Total Disbursement Authorities Available	10,000.00	-	10,000.00
Less:			
Lapsed NCA	-	-	-
Disbursements	-	-	-
Less: Other Non-Cash Disbursements	-	-	-
Disbursements effected through outright deductions from claims	-	-	-
*** Overpayment of expenses(e.g. personnel benefits)	-	-	-
Restitution for loss of government property	-	-	-
Liquidated damages and similar claims	-	-	-
Others (e.g. TEF BTR Docs Stamp etc.)	-	-	-
Add/Less: Adjustments (e.g. cancelled/staled checks)	-	-	-
Balance of Disbursement Authorities as at date	10,000.00	-	10,000.00
Total Disbursements Program	10,000.00	-	10,000.00
Less: **Actual Disbursements	-	-	-
(Over)/Under spending	10,000.00	-	10,000.00

Notes: * The use of NTA is discouraged
 ** Amounts should tally with the grand total disbursement (column 27).
 *** Other Non-Cash Disbursements is from CAR.

Certified Correct:


 DIANA M. NILLOSAN
 Agency Chief Accountant
 Date: / /

Approved by:


 IMELDA R. DELA CRUZ
 OIC Director, Financial and Management Service
 Date: / /

MONTHLY REPORT OF DISBURSEMENTS
For the month of August 2023

Department: Department of Environment and Natural Resources (DENR)
 Agency: Office of the Secretary
 Operating Unit: ALL
 Organization Code: 10 001 0100000
 Fund Cluster: 07 - Trust Fund

Particulars	Current Year Budget					Prior Year's Budget											SUB-TOTAL	Trust Liabilities				Grand Total					Remarks	
	PS	MOOE	FinEx	CO	TOTAL	Prior Year's Accounts Payable					Current Year's Accounts Payable							TOTAL	PS	MOOE	CO	TOTAL	PS	MOOE	FinEx	CO		TOTAL
						PS	MOOE	FinEx	CO	Sub-Total	PS	MOOE	FinEx	CO	Sub-Total	PS												
1	2	3	4	5	6=(2+3+4+5)	7	8	9	10	11=(7+8+9+10)	12	13	14	15	16=(12+13+14+15)	17=(11+16)	18=(6+17)	19	20	21	22=(19+20+21)	23	24	25	26	27=(23+24+25+26)	28	
CASH DISBURSEMENTS	-	-	-	-	-	-	-	-	-	-	-	-	-	-	-	-	-	-	660,694.76	-	660,694.76	-	660,694.76	-	-	660,694.76		
Notice of Cash Allocation (NCA)	-	-	-	-	-	-	-	-	-	-	-	-	-	-	-	-	-	-	660,694.76	-	660,694.76	-	660,694.76	-	-	660,694.76		
MDS Checks Issued	-	-	-	-	-	-	-	-	-	-	-	-	-	-	-	-	-	-	8,843.18	-	8,843.18	-	8,843.18	-	-	8,843.18		
Advice to Debit Account	-	-	-	-	-	-	-	-	-	-	-	-	-	-	-	-	-	-	651,851.58	-	651,851.58	-	651,851.58	-	-	651,851.58		
Notice of Transfer Allocations (NTA)	-	-	-	-	-	-	-	-	-	-	-	-	-	-	-	-	-	-	-	-	-	-	-	-	-	-		
MDS Checks Issued	-	-	-	-	-	-	-	-	-	-	-	-	-	-	-	-	-	-	-	-	-	-	-	-	-	-		
Advice to Debit Account	-	-	-	-	-	-	-	-	-	-	-	-	-	-	-	-	-	-	-	-	-	-	-	-	-	-		
Working Fund for FAPs	-	-	-	-	-	-	-	-	-	-	-	-	-	-	-	-	-	-	-	-	-	-	-	-	-	-		
Cash Disbursement Ceiling (CDC)	-	-	-	-	-	-	-	-	-	-	-	-	-	-	-	-	-	-	-	-	-	-	-	-	-	-		
TOTAL CASH DISBURSEMENTS	-	-	-	-	-	-	-	-	-	-	-	-	-	-	-	-	-	-	660,694.76	-	660,694.76	-	660,694.76	-	-	660,694.76		
NON-CASH DISBURSEMENTS	-	-	-	-	-	-	-	-	-	-	-	-	-	-	-	-	-	-	30,908.88	-	30,908.88	-	30,908.88	-	-	30,908.88		
Tax Remittance Advices Issued (TRA)	-	-	-	-	-	-	-	-	-	-	-	-	-	-	-	-	-	-	30,908.88	-	30,908.88	-	30,908.88	-	-	30,908.88		
Non-Cash Availment Authority (NCAA)	-	-	-	-	-	-	-	-	-	-	-	-	-	-	-	-	-	-	-	-	-	-	-	-	-	-		
Disbursements effected through outright deductions fro	-	-	-	-	-	-	-	-	-	-	-	-	-	-	-	-	-	-	-	-	-	-	-	-	-	-		
Overpayment of expenses(e.g. personnel benefits)	-	-	-	-	-	-	-	-	-	-	-	-	-	-	-	-	-	-	-	-	-	-	-	-	-	-		
Restitution for loss of government property	-	-	-	-	-	-	-	-	-	-	-	-	-	-	-	-	-	-	-	-	-	-	-	-	-	-		
Liquidated damages and similar claims	-	-	-	-	-	-	-	-	-	-	-	-	-	-	-	-	-	-	-	-	-	-	-	-	-	-		
Others(TEF BTr-Documetary Stamp Tax etc.)	-	-	-	-	-	-	-	-	-	-	-	-	-	-	-	-	-	-	-	-	-	-	-	-	-	-		
TOTAL NON-CASH DISBURSEMENTS	-	-	-	-	-	-	-	-	-	-	-	-	-	-	-	-	-	-	30,908.88	-	30,908.88	-	30,908.88	-	-	30,908.88		
GRAND TOTAL	-	-	-	-	-	-	-	-	-	-	-	-	-	-	-	-	-	-	691,603.64	-	691,603.64	-	691,603.64	-	-	691,603.64		

Particulars	Previous Report	This Month	As at Date
(1)	(2)	(3)	(4)
Total Disbursement Authorities Received	13,035,077.36	98,805.88	13,133,883.24
NCA	12,773,851.00	67,897.00	12,841,758.00
NTA	-	-	-
Working Fund	-	-	-
TRA	261,216.36	30,908.88	292,125.24
CDC	-	-	-
NCAA	-	-	-
Less: Notice of Transfer of Allocations (NTA)* issued	760,000.00	-	760,000.00
Total Disbursement Authorities Available	12,275,077.36	98,805.88	12,373,883.24
Less:			
Lapsed NCA	0.62	-	0.62
Disbursements	8,962,969.10	691,603.64	9,654,572.74
Less: Other Non-Cash Disbursements	-	-	-
Disbursements effected through outright deductions from claims	-	-	-
*** Overpayment of expenses(e.g. personnel benefits)	-	-	-
Restitution for loss of government property	-	-	-
Liquidated damages and similar claims	-	-	-
Others (e.g. TEF BTr Docs Stamp etc.)	-	-	-
Add/Less: Adjustments (e.g. cancelled/staled checks)	-	-	-
Balance of Disbursement Authorities as at date	3,312,107.64	(592,797.76)	2,719,309.88
Total Disbursements Program	12,275,077.36	98,805.88	12,373,883.24
Less: **Actual Disbursements	8,962,969.10	691,603.64	9,654,572.74
(Over)/Under spending	3,312,108.26	(592,797.76)	2,719,310.50

Notes: * The use of NTA is discouraged
 ** Amounts should tally with the grand total disbursement (column 27).
 ***Other Non-Cash Disbursements is from CAR.

Certified Correct:

Dina M. Nillosan
DIÑA M. NILLOSAN
 Agency Chief Accountant
 Date: *je H*

Approved by:

Imelda R. Dela Cruz
IMELDA R. DELA CRUZ
 OIC Director, Financial and Management Service
 Date: