

MONTHLY REPORT OF DISBURSEMENTS
For the month of April 2023

Department: Department of Environment and Natural Resources (DENR)
 Agency: Office of the Secretary
 Operating Unit: ALL
 Organization Code: 10 001 0100000
 Fund Cluster: 01 - Regular Agency Fund

Particulars	Current Year Budget					Prior Year's Budget					Current Year's Accounts Payable					SUB-TOTAL	Trust Liabilities				Grand Total					Remarks	
	PS	MOOE	FinEx	CO	TOTAL	PS	MOOE	FinEx	CO	Sub-Total	PS	MOOE	FinEx	CO	Sub-Total		TOTAL	PS	MOOE	CO	TOTAL	PS	MOOE	FinEx	CO		TOTAL
	1	2	3	4	5	6=(2+3+4+5)	7	8	9	10	11=(7+8+9+10)	12	13	14	15		16=(12+13+14+15)	17=(11+16)	18=(6+17)	19	20	21	22=(19+20+21)	23	24		25
CASH DISBURSEMENTS	546,102,600.50	353,155,573.08	-	74,541,241.35	973,799,414.93	8,407,015.97	47,542,526.02	-	37,772,654.97	91,722,196.96	-	6,911,461.29	-	705,179.73	7,618,641.02	99,338,837.98	1,073,138,252.91	-	-	-	-	552,509,616.47	407,609,560.39	-	113,019,076.05	1,073,138,252.91	
Notice of Cash Allocation (NCA)	545,861,919.75	351,983,527.84	-	74,541,241.35	972,386,688.74	6,407,015.97	47,524,311.02	-	37,772,654.97	91,703,961.96	-	6,885,834.79	-	705,179.73	7,591,014.52	99,294,966.48	1,071,681,685.22	-	-	-	-	552,268,935.72	406,393,673.45	-	113,019,076.05	1,071,681,685.22	
MDS Checks issued	99,786,561.56	49,056,195.51	-	27,092,861.38	175,935,618.45	264,994.24	14,558,621.24	-	16,511,151.58	31,334,767.06	-	1,885,292.90	-	-	1,885,292.90	33,220,059.96	209,155,678.41	-	-	-	-	100,051,555.80	65,500,109.55	-	43,604,012.96	209,155,678.41	
Advice to Debit Account	446,075,358.19	302,927,332.13	-	47,448,379.97	796,451,070.29	6,142,021.73	32,965,889.78	-	21,261,503.39	80,369,214.90	-	5,000,541.89	-	705,179.73	5,705,721.62	66,074,936.52	862,526,006.81	-	-	-	-	452,217,379.92	340,893,563.80	-	68,415,063.09	862,526,006.81	
Notice of Transfer Allocations (NTA)	240,680.75	1,172,045.44	-	-	1,412,726.19	-	18,215.00	-	-	18,215.00	-	25,626.50	-	-	25,626.50	43,841.50	1,456,567.69	-	-	-	-	240,680.75	1,215,886.94	-	-	1,456,567.69	
MDS Checks issued	-	571,784.49	-	-	571,784.49	-	-	-	-	-	-	14,062.50	-	-	14,062.50	14,062.50	565,846.99	-	-	-	-	-	565,846.99	-	-	565,846.99	
Advice to Debit Account	240,680.75	600,260.95	-	-	840,941.70	-	18,215.00	-	-	18,215.00	-	11,564.00	-	-	11,564.00	29,778.00	670,720.70	-	-	-	-	240,680.75	630,039.95	-	-	870,720.70	
Working Fund for FAPs	-	-	-	-	-	-	-	-	-	-	-	-	-	-	-	-	-	-	-	-	-	-	-	-	-	-	
Cash Disbursement Ceiling (CDC)	-	-	-	-	-	-	-	-	-	-	-	-	-	-	-	-	-	-	-	-	-	-	-	-	-	-	
TOTAL CASH DISBURSEMENTS	546,102,600.50	353,155,573.08	-	74,541,241.35	973,799,414.93	8,407,015.97	47,542,526.02	-	37,772,654.97	91,722,196.96	-	6,911,461.29	-	705,179.73	7,618,641.02	99,338,837.98	1,073,138,252.91	-	-	-	-	552,509,616.47	407,609,560.39	-	113,019,076.05	1,073,138,252.91	
NON-CASH DISBURSEMENTS	26,242,882.59	7,348,901.42	-	3,028,762.54	36,620,546.55	(283,268.72)	1,042,118.02	-	1,008,259.00	1,767,108.30	-	343,651.04	-	-	343,651.04	2,110,759.34	38,731,305.89	-	-	-	-	25,959,613.87	8,734,670.48	-	4,037,021.54	38,731,305.89	
Tax Remittance Advices issued (TRA)	26,242,882.59	7,348,901.42	-	3,028,762.54	36,620,546.55	(283,268.72)	1,042,118.02	-	1,008,259.00	1,767,108.30	-	343,651.04	-	-	343,651.04	2,110,759.34	38,731,305.89	-	-	-	-	25,959,613.87	8,734,670.48	-	4,037,021.54	38,731,305.89	
Non-Cash Availment Authority (NCAA)	-	-	-	-	-	-	-	-	-	-	-	-	-	-	-	-	-	-	-	-	-	-	-	-	-	-	
Disbursements effected through outright deductions from claims (please specify...)	-	-	-	-	-	-	-	-	-	-	-	-	-	-	-	-	-	-	-	-	-	-	-	-	-	-	
Overpayment of expenses (e.g. personnel benefits)	-	-	-	-	-	-	-	-	-	-	-	-	-	-	-	-	-	-	-	-	-	-	-	-	-	-	
Restitution for loss of government property	-	-	-	-	-	-	-	-	-	-	-	-	-	-	-	-	-	-	-	-	-	-	-	-	-	-	
Liquidated damages and similar claims	-	-	-	-	-	-	-	-	-	-	-	-	-	-	-	-	-	-	-	-	-	-	-	-	-	-	
Others (e.g. TEF BTI-Documentary Stamp Tax etc.)	-	-	-	-	-	-	-	-	-	-	-	-	-	-	-	-	-	-	-	-	-	-	-	-	-	-	
TOTAL NON-CASH DISBURSEMENTS	26,242,882.59	7,348,901.42	-	3,028,762.54	36,620,546.55	(283,268.72)	1,042,118.02	-	1,008,259.00	1,767,108.30	-	343,651.04	-	-	343,651.04	2,110,759.34	38,731,305.89	-	-	-	-	25,959,613.87	8,734,670.48	-	4,037,021.54	38,731,305.89	
GRAND TOTAL	572,345,483.09	360,504,474.50	-	77,570,003.89	1,010,419,961.48	6,123,747.25	48,584,644.04	-	38,780,913.97	93,489,305.26	-	7,255,112.33	-	705,179.73	7,960,292.06	101,449,597.32	1,111,869,558.80	-	-	-	-	578,469,230.34	416,344,230.87	-	117,056,097.59	1,111,869,558.80	

Particulars	Previous Report	This Month	As at Date
(1)	(2)	(3)	(4)
Total Disbursement Authorities Received	3,729,769,071.38	2,617,754,026.37	6,347,523,097.75
NCA	3,322,500,348.00	2,468,900,393.00	5,791,400,741.00
NTA	267,454,278.22	110,122,327.48	377,576,603.70
Working Fund	-	-	-
TRA	139,814,447.16	38,731,305.89	178,545,753.05
CDC	-	-	-
NCAA	-	-	-
Less: Notice of Transfer of Allocations (NTA)* issued	298,408,996.22	77,210,327.48	375,619,323.70
Total Disbursement Authorities Available	3,431,360,075.16	2,540,543,698.89	5,971,903,774.05
Less:			
Lapsed NCA	964,345.64	-	964,345.64
Disbursements	3,430,896,988.10	1,111,869,558.80	4,542,766,544.90
Less: Other Non-Cash Disbursements	17,100.00	-	17,100.00
Disbursements effected through outright deductions from claims	17,100.00	-	17,100.00
*** Overpayment of expenses (e.g. personnel benefits)	17,100.00	-	17,100.00
Restitution for loss of government property	-	-	-
Liquidated damages and similar claims	-	-	-
Others (e.g. TEF BTI- Docs Stamp etc.)	-	-	-
Add: Less: Adjustments (e.g. cancelled/staled checks)	484,156.58	179,289.56	663,446.14
Balance of Disbursement Authorities as at date	0.00	1,428,853,429.65	1,428,853,429.65
Total Disbursements Program	3,431,844,231.74	2,540,722,988.45	5,972,567,220.19
Less: ** Actual Disbursements	3,430,879,886.10	1,111,869,558.80	4,542,749,444.90
(Over)/Under spending	964,345.64	1,428,853,429.65	1,429,817,775.29

Notes: * The use of NTA is discouraged
 ** Amounts should tally with the grand total disbursement (column 27).
 *** Other Non-Cash Disbursements is from CAR.

Certified Correct:

DIANA M. NILLOSAN
 Agency Chief Accountant
 Date: 4/4

Recommending Approval:

ANGELITO V. FONTANILLA
 Director, Financial and Management Service
 Date:

Approved by:

ENGR. NONITA S. CAGUIOA
 Assistant Secretary
 Finance, Information Systems and Mining Concerns
 Date:


MONTHLY REPORT OF DISBURSEMENTS
For the month of April 2023

Department: Department of Environment and Natural Resources (DENR)
Agency: Office of the Secretary
Operating Unit: ALL
Organization Code: 10 001 0100000
Fund Cluster: 02 - Foreign Assisted Projects Fund (GOP)

Particulars	Current Year Budget					Prior Year's Budget											SUB-TOTAL	Trust Liabilities				Grand Total					Remarks	
	PS	MOOE	FinEx	CO	TOTAL	Prior Year's Accounts Payable					Current Year's Accounts Payable					TOTAL		PS	MOOE	CO	TOTAL	PS	MOOE	FinEx	CO	TOTAL		
						PS	MOOE	FinEx	CO	Sub-Total	PS	MOOE	FinEx	CO	Sub-Total													
1	2	3	4	5	6=(2+3+4+5)	7	8	9	10	11=(7+8+9+10)	12	13	14	15	16=(12+13+14+15)	17=(11+16)	18=(6+17)	19	20	21	22=(19+20+21)	23	24	25	26	27=(23+24+25+26)	28	
CASH DISBURSEMENTS	-	2,438,479.94	-	-	2,438,479.94	-	729,981.04	-	315,177.96	1,045,159.00	-	5,857.92	-	-	5,857.92	1,051,016.92	3,489,496.86	-	-	-	-	-	-	3,174,318.90	-	315,177.96	3,489,496.86	
Notice of Cash Allocation (NCA)	-	-	-	-	-	-	-	-	-	-	-	-	-	-	-	-	-	-	-	-	-	-	-	-	-	-	-	
MDS Checks Issued	-	-	-	-	-	-	-	-	-	-	-	-	-	-	-	-	-	-	-	-	-	-	-	-	-	-	-	
Advice to Debit Account	-	-	-	-	-	-	-	-	-	-	-	-	-	-	-	-	-	-	-	-	-	-	-	-	-	-	-	
Notice of Transfer Allocations (NTA)	-	2,438,479.94	-	-	2,438,479.94	-	729,981.04	-	315,177.96	1,045,159.00	-	5,857.92	-	-	5,857.92	1,051,016.92	3,489,496.86	-	-	-	-	-	-	3,174,318.90	-	315,177.96	3,489,496.86	
MDS Checks Issued	-	619,770.51	-	-	619,770.51	-	331,711.13	-	315,177.96	646,899.09	-	5,857.92	-	-	5,857.92	652,747.01	1,272,517.52	-	-	-	-	-	-	957,339.56	-	315,177.96	1,272,517.52	
Advice to Debit Account	-	1,818,709.43	-	-	1,818,709.43	-	398,269.91	-	-	398,269.91	-	-	-	-	-	398,269.91	2,216,979.34	-	-	-	-	-	-	2,216,979.34	-	-	2,216,979.34	
Working Fund for FAPs	-	-	-	-	-	-	-	-	-	-	-	-	-	-	-	-	-	-	-	-	-	-	-	-	-	-	-	
Cash Disbursement Ceiling (CDC)	-	-	-	-	-	-	-	-	-	-	-	-	-	-	-	-	-	-	-	-	-	-	-	-	-	-	-	
TOTAL CASH DISBURSEMENTS	-	2,438,479.94	-	-	2,438,479.94	-	729,981.04	-	315,177.96	1,045,159.00	-	5,857.92	-	-	5,857.92	1,051,016.92	3,489,496.86	-	-	-	-	-	-	3,174,318.90	-	315,177.96	3,489,496.86	
NON-CASH DISBURSEMENTS	-	26,188.90	-	125,301.87	151,490.77	-	59,198.96	-	1,609,649.84	1,668,848.80	-	-	-	-	-	1,668,848.80	1,820,339.57	-	-	-	-	-	-	85,387.86	-	1,734,951.71	1,820,339.57	
Tax Remittance Advices Issued (TRA)	-	26,188.90	-	125,301.87	151,490.77	-	59,198.96	-	1,609,649.84	1,668,848.80	-	-	-	-	-	1,668,848.80	1,820,339.57	-	-	-	-	-	-	85,387.86	-	1,734,951.71	1,820,339.57	
Non-Cash Availment Authority (NCAA)	-	-	-	-	-	-	-	-	-	-	-	-	-	-	-	-	-	-	-	-	-	-	-	-	-	-	-	
Disbursements effected through outright deduction	-	-	-	-	-	-	-	-	-	-	-	-	-	-	-	-	-	-	-	-	-	-	-	-	-	-	-	
Overpayment of expenses(e.g. personnel benefit)	-	-	-	-	-	-	-	-	-	-	-	-	-	-	-	-	-	-	-	-	-	-	-	-	-	-	-	
Restitution for loss of government property	-	-	-	-	-	-	-	-	-	-	-	-	-	-	-	-	-	-	-	-	-	-	-	-	-	-	-	
Liquidated damages and similar claims	-	-	-	-	-	-	-	-	-	-	-	-	-	-	-	-	-	-	-	-	-	-	-	-	-	-	-	
Others(TEF BTr-Documentary Stamp Tax etc.)	-	-	-	-	-	-	-	-	-	-	-	-	-	-	-	-	-	-	-	-	-	-	-	-	-	-	-	
TOTAL NON-CASH DISBURSEMENTS	-	26,188.90	-	125,301.87	151,490.77	-	59,198.96	-	1,609,649.84	1,668,848.80	-	-	-	-	-	1,668,848.80	1,820,339.57	-	-	-	-	-	-	85,387.86	-	1,734,951.71	1,820,339.57	
GRAND TOTAL	-	2,464,668.84	-	125,301.87	2,589,970.71	-	789,180.00	-	1,924,827.80	2,714,007.80	-	5,857.92	-	-	5,857.92	2,719,865.72	5,309,836.43	-	-	-	-	-	-	3,259,706.76	-	2,050,129.67	5,309,836.43	


SUMMARY	Particulars	Previous Report (1)	This Month (2)	As at Date (3)	(4)
Total Disbursement Authorities Received		49,578,967.42	20,030,339.57	69,607,306.99	
NCA		22,793,000.00	9,105,000.00	31,898,000.00	
NTA		23,188,000.00	9,105,000.00	32,293,000.00	
Working Fund		-	-	-	
TRA		3,625,967.42	1,820,339.57	5,446,306.99	
CDC		-	-	-	
NCAA		-	-	-	
Less: Notice of Transfer of Allocations (NTA)* issued		23,871,044.00	9,105,000.00	32,776,044.00	
Total Disbursement Authorities Available		25,905,923.42	10,925,339.57	36,831,262.99	
Less:		-	-	-	
Lapsed NCA		143,777.27	-	143,777.27	
Disbursements		25,762,785.15	5,309,836.43	31,072,621.58	
Less: Other Non-Cash Disbursements		-	-	-	
Disbursements effected through outright deductions from claims		-	-	-	
*** Overpayment of expenses(e.g. personnel benefits)		-	-	-	
Restitution for loss of government property		-	-	-	
Liquidated damages and similar claims		-	-	-	
Others (e.g. TEF BTr Docs Stamp etc.)		-	-	-	
Add/less: Adjustments (e.g. cancelled/staled checks)		639.00	-	639.00	
Balance of Disbursement Authorities as at date		0.00	5,615,503.14	5,615,503.14	
Total Disbursements Program		25,908,582.42	10,925,339.57	36,831,901.99	
Less: **Actual Disbursements		25,762,785.15	5,309,836.43	31,072,621.58	
(Over)/Under spending		145,777.27	5,615,503.14	5,759,280.41	

Notes: * The use of NTA is discouraged
** Amounts should tally with the grand total disbursement (column 27).
*** Other Non-Cash Disbursements is from CAR.

Certified Correct:

DINA M. NILLOSAN
Agency Chief Accountant
Date: 

Recommending Approval:

ANGELITO V. FONTANILLA
Director, Financial and Management Service
Date: 

Approved by:

ENGR. NONITA S. CAGUIOA
Assistant Secretary
Finance, Information Systems and Mining Concerns
Date:

MONTHLY REPORT OF DISBURSEMENTS
For the month of April 2023

Department: Department of Environment and Natural Resources (DENR)
 Agency: Office of the Secretary
 Operating Unit: ALL
 Organization Code: 10 001 0100000
 Fund Cluster: 02 - Foreign Assisted Projects Fund (LP)

Particulars	Current Year Budget					Prior Year's Budget											SUB-TOTAL		Trust Liabilities				Grand Total					Remarks
	PS	MOOE	FinEx	CO	TOTAL	Prior Year's Accounts Payable					Current Year's Accounts Payable					TOTAL	PS	MOOE	CO	TOTAL	PS	MOOE	FinEx	CO	TOTAL			
						PS	MOOE	FinEx	CO	Sub-Total	PS	MOOE	FinEx	CO	Sub-Total											17=(11+16)	18=(6+17)	
1	2	3	4	5	6=(2+3+4+5)	7	8	9	10	11=(7+8+9+10)	12	13	14	15	16=(12+13+14+15)	17=(11+16)	18=(6+17)	19	20	21	22=(19+20+21)	23	24	25	26	27=(23+24+25+26)	28	
CASH DISBURSEMENTS	-	3,720,004.56	-	-	3,720,004.56	-	52,866.00	-	38,010,933.49	38,063,799.49	-	-	-	5,140,662.98	5,140,662.98	43,204,462.47	46,924,467.03	-	-	-	-	-	3,772,870.56	-	43,151,596.47	46,924,467.03		
Notice of Cash Allocation (NCA)	-	-	-	-	-	-	-	-	-	-	-	-	-	-	-	-	-	-	-	-	-	-	-	-	-	-	-	
MDS Checks Issued	-	-	-	-	-	-	-	-	-	-	-	-	-	-	-	-	-	-	-	-	-	-	-	-	-	-	-	
Advice to Debit Account	-	-	-	-	-	-	-	-	-	-	-	-	-	-	-	-	-	-	-	-	-	-	-	-	-	-	-	
Notice of Transfer Allocations (NTA)	-	-	-	-	-	-	-	-	-	-	-	-	-	-	-	-	-	-	-	-	-	-	-	-	-	-	-	
MDS Checks Issued	-	-	-	-	-	-	-	-	-	-	-	-	-	-	-	-	-	-	-	-	-	-	-	-	-	-	-	
Advice to Debit Account	-	-	-	-	-	-	-	-	-	-	-	-	-	-	-	-	-	-	-	-	-	-	-	-	-	-	-	
Working Fund for FAPs	-	3,720,004.56	-	-	3,720,004.56	-	52,866.00	-	38,010,933.49	38,063,799.49	-	-	-	5,140,662.98	5,140,662.98	43,204,462.47	46,924,467.03	-	-	-	-	-	3,772,870.56	-	43,151,596.47	46,924,467.03		
Cash Disbursement Ceiling (CDC)	-	-	-	-	-	-	-	-	-	-	-	-	-	-	-	-	-	-	-	-	-	-	-	-	-	-	-	
TOTAL CASH DISBURSEMENTS	-	3,720,004.56	-	-	3,720,004.56	-	52,866.00	-	38,010,933.49	38,063,799.49	-	-	-	5,140,662.98	5,140,662.98	43,204,462.47	46,924,467.03	-	-	-	-	-	3,772,870.56	-	43,151,596.47	46,924,467.03		
NON-CASH DISBURSEMENTS	-	-	-	-	-	-	-	-	-	-	-	-	-	-	-	-	-	-	-	-	-	-	-	-	-	-	-	
Tax Remittance Advices Issued (TRA)	-	-	-	-	-	-	-	-	-	-	-	-	-	-	-	-	-	-	-	-	-	-	-	-	-	-	-	
Non-Cash Availment Authority (NCAA)	-	-	-	-	-	-	-	-	-	-	-	-	-	-	-	-	-	-	-	-	-	-	-	-	-	-	-	
Disbursements effected through outright deduction	-	-	-	-	-	-	-	-	-	-	-	-	-	-	-	-	-	-	-	-	-	-	-	-	-	-	-	
Overpayment of expenses(e.g. personnel benef	-	-	-	-	-	-	-	-	-	-	-	-	-	-	-	-	-	-	-	-	-	-	-	-	-	-	-	
Restitution for loss of government property	-	-	-	-	-	-	-	-	-	-	-	-	-	-	-	-	-	-	-	-	-	-	-	-	-	-	-	
Liquidated damages and similar claims	-	-	-	-	-	-	-	-	-	-	-	-	-	-	-	-	-	-	-	-	-	-	-	-	-	-	-	
Others(TEF BTr-Documentary Stamp Tax etc.)	-	-	-	-	-	-	-	-	-	-	-	-	-	-	-	-	-	-	-	-	-	-	-	-	-	-	-	
TOTAL NON-CASH DISBURSEMENTS	-	-	-	-	-	-	-	-	-	-	-	-	-	-	-	-	-	-	-	-	-	-	-	-	-	-	-	
GRAND TOTAL	-	3,720,004.56	-	-	3,720,004.56	-	52,866.00	-	38,010,933.49	38,063,799.49	-	-	-	5,140,662.98	5,140,662.98	43,204,462.47	46,924,467.03	-	-	-	-	-	3,772,870.56	-	43,151,596.47	46,924,467.03		

Particulars	Previous Report	This Month	As at Date
(1)	(2)	(3)	(4)
Total Disbursement Authorities Received	154,505,833.94	110,509,379.01	265,015,212.95
NCA	-	-	-
NTA	80,598,549.77	44,210,000.00	124,808,549.77
Working Fund	73,906,284.17	66,299,379.01	140,205,663.18
TRA	-	-	-
CDC	-	-	-
NCAA	-	-	-
Less: Notice of Transfer of Allocations (NTA)* Issued	59,800,000.00	87,000,000.00	126,800,000.00
Total Disbursement Authorities Available	94,705,833.94	43,509,379.01	138,215,212.95
Less:	-	-	-
Lapsed NCA	-	-	-
Disbursements	81,281,892.94	46,924,467.03	128,206,359.97
Less: Other Non-Cash Disbursements	-	-	-
Disbursements effected through outright deductions from claims	-	-	-
*** Overpayment of expenses(e.g. personnel benefits)	-	-	-
Restitution for loss of government property	-	-	-
Liquidated damages and similar claims	-	-	-
Others (e.g. TEF BTr Docs Stamp etc.)	9,261,910.97	-	9,261,910.97
Act/Less: Adjustments (e.g. cancelled/staled checks)	51,478.85	-	51,478.85
Balance of Disbursement Authorities as at date	4,213,506.88	(3,415,088.02)	798,418.86
Total Disbursements Program	94,757,310.79	43,509,379.01	138,266,689.80
Less: **Actual Disbursements	90,543,803.91	46,924,467.03	137,468,270.94
(Over)/Under spending	4,213,506.88	(3,415,088.02)	798,418.86

Notes: * The use of NTA is discouraged
 ** Amounts should tally with the grand total disbursement (column 27).
 ***Other Non-Cash Disbursements is from CAR.



Certified Correct:


 DIÑA M. NILLOSAN
 Agency Chief Accountant
 Date: 

Recommending Approval:


 ANGELITO V. FONTANILLA
 Director, Financial and Management Service
 Date: 

Approved by:


 ENGR. NONITA S. SAGUIOA
 Assistant Secretary
 Finance, Information Systems and Mining Concerns
 Date: 

MONTHLY REPORT OF DISBURSEMENTS
For the month of April 2023

Department: Department of Environment and Natural Resources (DENR)
 Agency: Office of the Secretary
 Operating Unit: ALL
 Organization Code 10 001 0100000
 Fund Cluster: 03 - Special Account - Locally Funded

Particulars	Current Year Budget					Prior Year's Budget											SUB-TOTAL	Trust Liabilities				Grand Total					Remarks	
	PS	MOOE	FinEx	CO	TOTAL	Prior Year's Accounts Payable					Current Year's Accounts Payable					TOTAL		PS	MOOE	CO	TOTAL	PS	MOOE	FinEx	CO	TOTAL		
						PS	MOOE	FinEx	CO	Sub-Total	PS	MOOE	FinEx	CO	Sub-Total													
1	2	3	4	5	6=(2+3+4+5)	7	8	9	10	11=(7+8+9+10)	12	13	14	15	16=(12+13+14+15)	17=(11+16)	18=(6+17)	19	20	21	22=(19+20+21)	23	24	25	26	27=(23+24+25+26)	28	
CASH DISBURSEMENTS																												
Notice of Cash Allocation (NCA)																												
MDS Checks Issued																												
Advice to Debit Account																												
Notice of Transfer Allocations (NTA)																												
MDS Checks Issued																												
Advice to Debit Account																												
Working Fund for FAPs																												
Cash Disbursement Ceiling (CDC)																												
TOTAL CASH DISBURSEMENTS																												
NON-CASH DISBURSEMENTS																												
Tax Remittance Advices Issued (TRA)																												
Non-Cash Availment Authority (NCAA)																												
Disbursements effected through outright deductions fr																												
Overpayment of expenses(e.g. personnel benefits)																												
Restitution for loss of government property																												
Liquidated damages and similar claims																												
Others(TEF BTr-Documentary Stamp Tax etc.)																												
TOTAL NON-CASH DISBURSEMENTS																												
GRAND TOTAL																												

SUMMARY	Particulars	Previous Report	This Month	As at Date
(1)	(2)	(3)	(4)	(5)
Total Disbursement Authorities Received	14,903.04	-	14,903.04	
NCA	-	-	-	
NTA	-	-	-	
Working Fund	-	-	-	
TRA	14,903.04	-	14,903.04	
CDC	-	-	-	
NCAA	-	-	-	
Less: Notice of Transfer of Allocations (NTA)* issued	-	-	-	
Total Disbursement Authorities Available	14,903.04	-	14,903.04	
Less:				
Lapsed NCA	-	-	-	
Disbursements	14,903.04	-	14,903.04	
Less: Other Non-Cash Disbursements				
Disbursements effected through outright deductions from claims	-	-	-	
*** Overpayment of expenses(e.g. personnel benefits)	-	-	-	
Restitution for loss of government property	-	-	-	
Liquidated damages and similar claims	-	-	-	
Others (e.g. TEF BTr Docs Stamp etc.)	-	-	-	
Add/Less: Adjustments (e.g. cancelled/staled checks)	-	-	-	
Balance of Disbursement Authorities as at date	-	-	-	
Total Disbursements Program	14,903.04	-	14,903.04	
Less: **Actual Disbursements	14,903.04	-	14,903.04	
(Over)/Under spending	-	-	-	

Notes: * The use of NTA is discouraged
 ** Amounts should tally with the grand total disbursement (column 27).
 ***Other Non-Cash Disbursements is from CAR.

Certified Correct:

DIÑA M. NILLOSAN
 Agency Chief Accountant
 Date: 4/4

Recommending Approval:

ANGELITO V. FONTANILLA
 Director, Financial and Management Service
 Date:

Approved by:

ENGR. NONITA S. CAGUIOA
 Assistant Secretary
 Finance, Information Systems and Mining Concerns
 Date:

MONTHLY REPORT OF DISBURSEMENTS
For the month of April 2023

Department: Department of Environment and Natural Resources (DENR)
 Agency: Office of the Secretary
 Operating Unit: ALL
 Organization Code: 10 001 0100000
 Fund Cluster: 04 - Special Account - Foreign Assisted/Grant

Particulars	Current Year Budget					Prior Year's Budget					SUB-TOTAL	Trust Liabilities				Grand Total					Remarks						
	PS	MOOE	FinEx	CO	TOTAL	Prior Year's Accounts Payable				Sub-Total		Current Year's Accounts Payable				TOTAL	PS	MOOE	CO	TOTAL		PS	MOOE	FinEx	CO	TOTAL	
						PS	MOOE	FinEx	CO			PS	MOOE	FinEx	CO												PS
1	2	3	4	5	6=(2+3+4+5)	7	8	9	10	11=(7+8+9+10)	12	13	14	15	16=(12+13+14+15)	17=(11+16)	18=(6+17)	19	20	21	22=(19+20+21)	23	24	25	26	27=(23+24+25+26)	28
CASH DISBURSEMENTS																											
Notice of Cash Allocation (NCA)																											
MDS Checks Issued																											
Advice to Debit Account																											
Notice of Transfer Allocations (NTA)																											
MDS Checks Issued																											
Advice to Debit Account																											
Working Fund for FAPs																											
Cash Disbursement Ceiling (CDC)																											
TOTAL CASH DISBURSEMENTS																											
NON-CASH DISBURSEMENTS																											
Tax Remittance Advices Issued (TRA)																											
Non-Cash Availment Authority (NCAA)																											
Disbursements effected through outright deductions fr																											
Overpayment of expenses(e.g. personnel benefits)																											
Restitution for loss of government property																											
Liquidated damages and similar claims																											
Others(TEF BTr-Documentary Stamp Tax etc.)																											
TOTAL NON-CASH DISBURSEMENTS																											
GRAND TOTAL																											

Particulars	Previous Report	This Month	As at Date
(1)	(2)	(3)	(4)
Total Disbursement Authorities Received	20,615,485.32	-	20,615,485.32
NCA	-	-	-
NTA	-	-	-
Working Fund	20,615,485.32	-	20,615,485.32
TRA	-	-	-
CDC	-	-	-
NCAA	-	-	-
Less: Notice of Transfer of Allocations (NTA)* issued	20,605,485.32	-	20,605,485.32
Total Disbursement Authorities Available	10,000.00	-	10,000.00
Less:			
Lapsed NCA	-	-	-
Disbursements	-	-	-
Less: Other Non-Cash Disbursements	-	-	-
Disbursements effected through outright deductions from claims	-	-	-
*** Overpayment of expenses(e.g. personnel benefits)	-	-	-
Restitution for loss of government property	-	-	-
Liquidated damages and similar claims	-	-	-
Others (e.g. TEF BTr Docs Stamp etc.)	-	-	-
Add/Less: Adjustments (e.g. cancelled/staled checks)	-	-	-
Balance of Disbursement Authorities as at date	10,000.00	-	10,000.00
Total Disbursements Program	10,000.00	-	10,000.00
Less: **Actual Disbursements	-	-	-
(Over)/Under spending	10,000.00	-	10,000.00

Notes: * The use of NTA is discouraged
 ** Amounts should tally with the grand total disbursement (column 27).
 ***Other Non-Cash Disbursements is from CAR.

Certified Correct:

Donna M. Nillosan
DIÑA M. NILLOSAN
 Agency Chief Accountant
 Date: *4/28/23*

Recommending Approval:

Angelito V. Fontanilla
ANGELITO V. FONTANILLA
 Director, Financial and Management Service
 Date: *4/28/23*

Approved by:

Nonita S. Caguioa
ENGR. NONITA S. CAGUIOA
 Assistant Secretary
 Finance, Information Systems and Mining Concerns
 Date: *4/28/23*

MONTHLY REPORT OF DISBURSEMENTS
For the month of April 2023

Department: Department of Environment and Natural Resources (DENR)
 Agency: Office of the Secretary
 Operating Unit: ALL
 Organization Code: 10 001 0100000
 Fund Cluster: 07 - Trust Fund


Particulars	Current Year Budget					Prior Year's Budget										SUB-TOTAL	Trust Liabilities				Grand Total					Remarks			
	PS	MOOE	FinEx	CO	TOTAL	Prior Year's Accounts Payable					Current Year's Accounts Payable						TOTAL	PS	MOOE	CO	TOTAL	PS	MOOE	FinEx	CO		TOTAL		
						PS	MOOE	FinEx	CO	Sub-Total	PS	MOOE	FinEx	CO	Sub-Total														
1	2	3	4	5	6=(2+3+4+5)	7	8	9	10	11=(7+8+9+10)	12	13	14	15	16=(12+13+14+15)	17=(11+16)	18=(6+17)	19	20	21	22=(19+20+21)	23	24	25	26	27=(23+24+25+26)	28		
CASH DISBURSEMENTS	-	-	-	-	-	-	-	-	-	-	-	-	-	-	-	-	-	-	-	-	-	-	-	-	-	-	-	-	-
Notice of Cash Allocation (NCA)	-	-	-	-	-	-	-	-	-	-	-	-	-	-	-	-	-	-	-	-	-	-	-	-	-	-	-	-	-
MDS Checks issued	-	-	-	-	-	-	-	-	-	-	-	-	-	-	-	-	-	-	-	-	-	-	-	-	-	-	-	-	-
Advice to Debit Account	-	-	-	-	-	-	-	-	-	-	-	-	-	-	-	-	-	-	-	-	-	-	-	-	-	-	-	-	-
Notice of Transfer Allocations (NTA)	-	-	-	-	-	-	-	-	-	-	-	-	-	-	-	-	-	-	-	-	-	-	-	-	-	-	-	-	-
MDS Checks Issued	-	-	-	-	-	-	-	-	-	-	-	-	-	-	-	-	-	-	-	-	-	-	-	-	-	-	-	-	-
Advice to Debit Account	-	-	-	-	-	-	-	-	-	-	-	-	-	-	-	-	-	-	-	-	-	-	-	-	-	-	-	-	-
Working Fund for FAPs	-	-	-	-	-	-	-	-	-	-	-	-	-	-	-	-	-	-	-	-	-	-	-	-	-	-	-	-	-
Cash Disbursement Ceiling (CDC)	-	-	-	-	-	-	-	-	-	-	-	-	-	-	-	-	-	-	-	-	-	-	-	-	-	-	-	-	-
TOTAL CASH DISBURSEMENTS	-	-	-	-	-	-	-	-	-	-	-	-	-	-	-	-	-	-	-	-	-	-	-	-	-	-	-	-	-
NON-CASH DISBURSEMENTS	-	-	-	-	-	-	-	-	-	-	-	-	-	-	-	-	-	-	-	-	-	-	-	-	-	-	-	-	-
Tax Remittance Advices Issued (TRA)	-	-	-	-	-	-	-	-	-	-	-	-	-	-	-	-	-	-	-	-	-	-	-	-	-	-	-	-	-
Non-Cash Availment Authority (NCAA)	-	-	-	-	-	-	-	-	-	-	-	-	-	-	-	-	-	-	-	-	-	-	-	-	-	-	-	-	-
Disbursements effected through outright deductions from	-	-	-	-	-	-	-	-	-	-	-	-	-	-	-	-	-	-	-	-	-	-	-	-	-	-	-	-	-
Overpayment of expenses(e.g. personnel benefits)	-	-	-	-	-	-	-	-	-	-	-	-	-	-	-	-	-	-	-	-	-	-	-	-	-	-	-	-	-
Restitution for loss of government property	-	-	-	-	-	-	-	-	-	-	-	-	-	-	-	-	-	-	-	-	-	-	-	-	-	-	-	-	-
Liquidated damages and similar claims	-	-	-	-	-	-	-	-	-	-	-	-	-	-	-	-	-	-	-	-	-	-	-	-	-	-	-	-	-
Others(TEF BTr-Documentary Stamp Tax etc.)	-	-	-	-	-	-	-	-	-	-	-	-	-	-	-	-	-	-	-	-	-	-	-	-	-	-	-	-	-
TOTAL NON-CASH DISBURSEMENTS	-	-	-	-	-	-	-	-	-	-	-	-	-	-	-	-	-	-	-	-	-	-	-	-	-	-	-	-	-
GRAND TOTAL	-	-	-	-	-	-	-	-	-	-	-	-	-	-	-	-	-	-	-	-	-	-	-	-	-	-	-	-	-

SUMMARY

Particulars	Previous Report	This Month	As at Date
(1)	(2)	(3)	(4)
Total Disbursement Authorities Received	7,442,848.34	13,746.60	7,456,594.94
NCA	7,339,536.00	-	7,339,536.00
NTA	-	-	-
Working Fund	-	-	-
TRA	103,312.34	13,746.60	117,058.94
CDC	-	-	-
NCAA	-	-	-
Less: Notice of Transfer of Allocations (NTA)* issued	-	-	-
Total Disbursement Authorities Available	7,442,848.34	13,746.60	7,456,594.94
Less:	-	-	-
Lapsed NCA	-	-	-
Disbursements	4,832,511.77	569,015.37	5,401,527.14
Less: Other Non-Cash Disbursements	-	-	-
Disbursements effected through outright deductions from claims	-	-	-
*** Overpayment of expenses(e.g. personnel benefits)	-	-	-
Restitution for loss of government property	-	-	-
Liquidated damages and similar claims	-	-	-
Others (e.g. TEF BTr Docs Stamp etc.)	-	-	-
Add/Less: Adjustments (e.g. cancelled/staled checks)	-	-	-
Balance of Disbursement Authorities as at date	2,610,336.57	(555,268.77)	2,055,067.80
Total Disbursements Program	7,442,848.34	13,746.60	7,456,594.94
Less: **Actual Disbursements	4,832,511.77	569,015.37	5,401,527.14
{Over}/Under spending	2,610,336.57	(555,268.77)	2,055,067.80

Notes: * The use of NTA is discouraged
 ** Amounts should tally with the grand total disbursement (column 27).
 ***Other Non-Cash Disbursements is from GAR.


Certified Correct:


DIANA M. NILLOSAN
 Agency Chief Accountant
 Date:

Recommending Approval:


ANGELITO V. FONTANILLA
 Director, Financial and Management Service
 Date:

Approved by:


ENGR. NONITA S. CAGUIOA
 Assistant Secretary
 Finance, Information Systems and Mining Concerns
 Date: