

QUARTERLY REPORT OF REVENUE AND OTHER RECEIPTS
As of the Quarter Ending December 31, 2021

Department : DEPARTMENT OF ENVIRONMENT AND NATURAL RESOURCES
Agency : Office of the Secretary
Operating Unit : ALL
Organization Code : 10 001 01 00000
Fund Cluster : 01 - Regular Agency Fund

CLASSIFICATION/SOURCES OF REVENUE AND OTHER RECEIPTS	UACS Code	REVENUE TARGET (Annual per BESF)	ACTUAL REVENUE AND OTHER RECEIPTS COLLECTIONS					Cumulative Remittance/ Deposits to Date			VARIANCE		REMARKS
			1st Quarter	2nd Quarter	3rd Quarter	4th Quarter	TOTAL	Remittance to BTR	Deposited with AGDB	TOTAL	Amount	%	
1	2	3	4	5	6	7	8=(4+5+6+7)	9	10	11=(9+10)	12=(8-3)	13=(12/3)	14
A. Regular Agency Fund (Fund Cluster 01)													
A.1 Revenue Collections		659,983,000.00	257,813,651.35	266,387,400.29	247,294,883.24	207,321,790.23	978,817,725.11	975,228,442.38	575,877.32	975,804,319.70	318,834,725.11	48%	
A.1.1 Cash Revenue		659,983,000.00	257,673,704.00	265,822,857.69	246,441,261.98	206,013,863.58	975,951,687.25	975,228,442.38	575,877.32	975,804,319.70	315,968,687.25	48%	
Tax													
Tax on Forest Products	40103060	8,470,000.00	2,047,533.06	2,035,400.65	11,215,736.79	5,010,832.36	20,309,502.86	20,292,360.86		20,292,360.86	11,839,502.86	140%	
Non-Tax													
Service Income		160,538,000.00	55,432,580.02	109,136,925.06	78,666,860.70	74,785,805.12	318,022,170.90	318,094,372.21	-	318,094,372.21	157,484,170.90	98%	
Permit Fees	40201010	29,159,000.00	12,646,337.90	72,892,312.92	15,514,439.30	12,311,991.49	113,365,081.61	113,454,582.41	-	113,454,582.41	84,206,081.61	289%	Includes undeposited prior year collections amounting to P91,498.80 of Region 7.
Registration Fees	40201020	4,969,000.00	2,114,244.00	1,705,810.00	1,236,464.93	1,148,549.00	6,205,067.93	6,202,477.93	-	6,202,477.93	1,236,067.93	25%	Includes undeposited prior year collections amounting to P1,000.00 of Region 7.
Clearance and Certification Fees	40201040	16,716,000.00	4,726,753.10	5,037,053.51	4,618,169.47	4,593,386.30	18,975,362.38	18,982,369.63	-	18,982,369.63	2,259,362.38	14%	Includes undeposited prior year collections amounting to P15,410.00 of Region 7.
Processing Fees	40201130	2,839,000.00	1,356,225.95	1,296,441.34	1,618,348.42	1,991,305.63	6,262,321.34	6,286,641.34	-	6,286,641.34	3,423,321.34	121%	Includes undeposited prior year collections amounting to P22,870.00 of Region 7.
Licensing Fees	40201060	-	912,900.00	8,460.00	1,200.00	-	922,560.00	922,560.00	-	922,560.00	922,560.00		
Supervision & Regulation Enforcement Fees	40201070	19,920,000.00	7,713,495.10	4,661,180.00	294,322.20	(51,065.20)	12,617,932.10	12,617,932.10	-	12,617,932.10	(7,302,067.90)	-37%	The negative balance on the 4th quarter collections is due to the overstatement of collections on the previous quarter of Region 4A.
Legal Fees	40201090	54,000.00	11,654.00	11,490.00	9,087.00	19,442.00	51,673.00	51,673.00	-	51,673.00	(2,327.00)	-4%	
Inspection Fees	40201100	4,957,000.00	993,079.46	1,166,817.07	1,002,516.68	1,032,316.43	4,194,729.64	4,156,601.64	-	4,156,601.64	(762,270.36)	-15%	Includes undeposited prior year collections amounting to P3,540.00 of Region 7.
Verification & Authentication Fees	40201110	5,484,000.00	1,210,394.91	2,525,608.96	3,050,218.07	3,167,378.48	9,953,600.42	9,953,450.42	-	9,953,450.42	4,469,600.42	82%	
Fines and Penalties-Service Income	40201140	2,862,000.00	844,717.36	1,132,521.85	654,760.90	10,087,795.93	12,719,796.04	12,719,796.04	-	12,719,796.04	9,857,796.04	344%	
Other Service Income	40201990	73,578,000.00	22,902,778.24	18,699,229.41	50,667,333.73	40,484,705.06	132,754,046.44	132,746,287.70	-	132,746,287.70	59,176,046.44	80%	Includes undeposited prior year collection amounting to P20,557.09 from Region 7 and CAR.
Business Income		484,510,000.00	196,955,438.03	149,508,828.73	148,674,343.36	122,333,096.06	617,471,706.18	617,399,401.24	111,443.32	617,510,844.56	132,961,706.18	27%	
Seminar/Training Fees	40202040	-	40,000.00	8,600.00	16,000.00	-	64,600.00	64,600.00	-	64,600.00	64,600.00		
Rent/Lease Income	40202050	267,742,000.00	194,804,715.21	145,914,414.58	129,950,919.06	119,933,391.43	590,603,440.28	590,642,062.48	2,500.00	590,644,562.48	322,861,440.28	121%	Income from Rent of Region 2 deposited on AGDB will be subsequently deposited to BTr.
Income from Hostels/Dormitories and Other like Facilities	40202130	222,000.00	10,800.00	14,800.00	49,650.00	33,550.00	108,800.00	-	108,800.00	108,800.00	(113,200.00)	-51%	Income from HOSTEL is deposited on AGDB by Region 2 and Region 5 which will be used in its current operation.
Income from Printing and Publications	40202150	1,000.00	4,655.00	1,140.00	-	5,937.50	11,732.50	11,732.50	-	11,732.50	10,732.50	1073%	
Interest Income	40202210	678,000.00	255,147.25	351,287.35	151,069.08	211,142.06	968,645.74	967,126.60	143.32	967,269.92	290,645.74	43%	Interest Income deposited on AGDB by Region 5 will be subsequently deposited to BTr.
Share in profit of joint venture	40202220	200,000,000.00	-	-	15,755,804.87	-	15,755,804.87	15,755,804.87	-	15,755,804.87	(184,244,195.13)	-92%	
Fines and Penalties-Business Income	40202230	5,000.00	33,360.00	4,953.00	13,421.30	24,909.50	76,643.80	76,643.80	-	76,643.80	71,643.80	1433%	
Other Business Income	40202990	15,862,000.00	1,806,760.57	3,213,633.80	2,737,479.05	2,124,165.57	9,882,038.99	9,881,430.99	-	9,881,430.99	(5,979,961.01)	-38%	
Gains		341,000.00	45,266.00	173,067.00	414,799.15	1,022,735.66	1,655,867.81	1,690,236.81	-	1,690,236.81	1,314,867.81	386%	
Gain on Sale of Property, Plant and Equipment	40501040	126,000.00	-	15,127.00	58,847.00	140,760.00	214,734.00	214,734.00	-	214,734.00	88,734.00	70%	
Gain on Sale of Unserviceable Property	40501130	215,000.00	35,050.00	123,116.00	212,532.15	815,499.66	1,186,197.81	1,220,566.81	-	1,220,566.81	971,197.81	452%	
Other Gains	40501990	-	10,216.00	34,824.00	143,420.00	66,476.00	254,936.00	254,936.00	-	254,936.00	254,936.00		
Shares		1,374,000.00	8,981.20	61,699.10	281,741.25	44,206.27	396,627.82	396,627.82	-	396,627.82	(977,372.18)	-71%	
Share from National Wealth	40401010	1,374,000.00	8,981.20	61,699.10	281,741.25	44,206.27	396,627.82	396,627.82	-	396,627.82	(977,372.18)	-71%	
Other Non Operating Income		4,750,000.00	3,183,905.69	4,906,937.15	7,187,780.73	2,817,188.11	18,095,811.68	17,355,443.44	464,434.00	17,819,877.44	13,345,811.68	281%	
Sale of Garnished/Confiscated/Abandoned/Seized Goods and Property	40601010	11,000.00	-	54,000.00	73,930.00	-	127,930.00	127,930.00	-	127,930.00	116,930.00	1063%	
Proceeds from Insurance/Indemnities	40699010	-	-	-	724,205.78	-	724,205.78	724,205.78	-	724,205.78	724,205.78		
Miscellaneous Income	40699990	4,739,000.00	3,183,905.69	4,852,937.15	6,389,644.95	2,817,188.11	17,243,675.90	16,503,307.66	464,434.00	16,967,741.66	12,504,675.90	264%	Income on AGDB includes Sale of Bid Docs from Region 2 which is recorded under Fund Cluster 01.
A.1.2 Non-Cash Revenue		-	139,947.35	564,542.60	853,621.26	1,307,926.65	2,866,037.86	-	-	-	2,866,037.86		
Non-Tax													
Gains		-	97,550.65	535,659.65	28,100.59	1,368,408.68	2,029,719.57	-	-	-	2,029,719.57		
Other Gains	40501990	-	97,550.65	535,659.65	28,100.59	1,368,408.68	2,029,719.57	-	-	-	2,029,719.57		Includes confiscated lumbers of CAR and confiscated assets of Region 5 amounting to P28,100.59 and P633,210.30 respectively.
Other Non Operating Income		-	42,396.70	28,882.95	825,520.67	(60,482.03)	836,318.29	-	-	-	836,318.29		

QUARTERLY REPORT OF REVENUE AND OTHER RECEIPTS
As of the Quarter Ending December 31, 2021

Department : DEPARTMENT OF ENVIRONMENT AND NATURAL RESOURCES
Agency : Office of the Secretary
Operating Unit : ALL
Organization Code : 10 001 01 00000
Fund Cluster : 01 - Regular Agency Fund


CLASSIFICATION/SOURCES OF REVENUE AND OTHER RECEIPTS	UACS Code	REVENUE TARGET (Annual per BESF)	ACTUAL REVENUE AND OTHER RECEIPTS COLLECTIONS					Cumulative Remittance/ Deposits to Date			VARIANCE		REMARKS
			1st Quarter	2nd Quarter	3rd Quarter	4th Quarter	TOTAL	Remittance to BTR	Deposited with AGDB	TOTAL	Amount	%	
1	2	3	4	5	6	7	8=(4+5+6+7)	9	10	11=(9+10)	12=(8-3)	13=(12/3)	14
Miscellaneous Income	40699990	-	42,396.70	28,882.95	825,520.67	(60,482.03)	836,318.29	-	-	-	836,318.29		*Collections include Liquidated Damages amounting to P362,386.90 from Central Office. *The negative balance on the 4th quarter collections is due to the overstatement of collections on the previous quarter of Region 2.
A.2 Non-Revenue Collections/Other Receipts		-	111,026,079.84	6,511,626.05	2,793,345.39	20,759,661.87	141,090,713.15	137,604,854.75	2,738,781.93	140,343,636.68	141,090,713.15		
A.2.1 Cash Receipts		-	111,026,079.84	6,484,228.18	2,625,021.02	20,403,318.55	140,538,647.59	137,604,854.75	2,738,781.93	140,343,636.68	140,538,647.59		
Others		-											
Refund of cash advances		-	1,312,373.95	711,952.73	888,107.20	1,062,658.81	3,975,092.69	3,954,653.98	-	3,954,653.98	3,975,092.69		
Refund of overpayments		-	7,096,167.80	539,290.11	628,036.97	341,208.48	8,604,703.36	8,604,703.36	-	8,604,703.36	8,604,703.36		
Disallowances		-	107,211.86	91,124.82	273,936.21	873,317.99	1,345,590.88	1,345,590.88	-	1,345,590.88	1,345,590.88		
Others		-	102,510,326.23	5,141,860.52	834,940.64	18,126,133.27	126,613,260.66	123,699,906.53	2,738,781.93	126,438,688.46	126,613,260.66		*Collections includes prior year Interest Income amounting P32,620.90 of Region 1. *Includes Remittance to AGDB amounting to P943,766.38 from E-Trust under Cash in Bank-LCCA of ERDB
A.2.2 Non-Cash Receipts		-	-	27,397.87	168,324.37	356,343.32	552,065.56	-	-	-	552,065.56		
Collections effected through outright deductions from claims		-	-										
Overpayment of expenses		-	-	27,397.87	-	-	11,253.82	38,651.69	-	-	38,651.69		
Others		-	-	-	168,324.37	345,089.50	513,413.87	-	-	-	513,413.87		
TOTAL		659,983,000.00	368,839,731.19	272,899,026.34	250,088,228.63	228,081,452.10	1,119,908,438.26	1,112,833,297.13	3,314,659.25	1,116,147,956.38	459,925,438.26	70%	

Certified Correct:

Recommending Approval:

Approved by:


DIÑA M. NILLOSAN
Department Chief Accountant


ANGELITO V. FONTANILLA
Director, Financial Management Service


ENGR. NONITA S. CAGUIOA
Assistant Secretary for Finance, Information Systems and Mining Concerns

QUARTERLY REPORT OF REVENUE AND OTHER RECEIPTS

As of the Quarter Ending December 31, 2021

Department : DEPARTMENT OF ENVIRONMENT AND NATURAL RESOURCES
 Agency : Office of the Secretary
 Operating Unit : ALL
 Organization Code : 10 001 01 00000
 Fund Cluster : 02 - Foreign Assisted Projects Fund

CLASSIFICATION/SOURCES OF REVENUE AND OTHER RECEIPTS	UACS Code	REVENUE TARGET (Annual per BESF)	ACTUAL REVENUE AND OTHER RECEIPTS COLLECTIONS					Cumulative Remittance/ Deposits to Date			VARIANCE		REMARKS
			1st Quarter	2nd Quarter	3rd Quarter	4th Quarter	TOTAL	Remittance to BTR	Deposited with AGDB	TOTAL	Amount	%	
1	2	3	4	5	6	7	8=(4+5+6+7)	9	10	11=(9+10)	12=(8-3)	13=(12/3)	14
B. Foreign Assisted Projects Fund (Fund Cluster 02)													
B.1 Revenue Collections		-	893,866.45	-	318,024.99	150,545.28	1,362,436.72	1,362,436.72	-	1,362,436.72	1,362,436.72		
B.1.1 Cash Revenue		-	893,866.45	-	318,024.99	150,545.28	1,362,436.72	1,362,436.72	-	1,362,436.72	1,362,436.72		
Non-Tax		-	-	-	-	-	-	-	-	-	-		
Gains		-	-	-	5,000.00	5,000.00	10,000.00	10,000.00	-	10,000.00	10,000.00		
Other Gains	40501990	-	-	-	5,000.00	5,000.00	10,000.00	10,000.00	-	10,000.00	10,000.00		
Other Non Operating Income		-	893,866.45	-	313,024.99	145,545.28	1,352,436.72	1,352,436.72	-	1,352,436.72	1,352,436.72		
Miscellaneous Income	40699990	-	893,866.45	-	313,024.99	145,545.28	1,352,436.72	1,352,436.72	-	1,352,436.72	1,352,436.72		
B.2 Non-Revenue Collections/Other Receipts		-	2,011,655.06	10,333.10	28,833.91	5,636.23	2,056,458.30	2,053,496.31	-	2,053,496.31	2,056,458.30		
B.2.1 Cash Receipts		-	2,009,997.92	10,250.00	27,707.54	5,540.85	2,053,496.31	2,053,496.31	-	2,053,496.31	2,053,496.31		
Others		-	-	-	-	-	-	-	-	-	-		
Refund of cash advances		-	53,981.93	-	24,707.54	-	78,689.47	78,689.47	-	78,689.47	78,689.47		
Disallowances		-	1,250.00	10,250.00	2,500.00	3,750.00	17,750.00	17,750.00	-	17,750.00	17,750.00		
Others		-	1,954,765.99	-	500.00	1,790.85	1,957,056.84	1,957,056.84	-	1,957,056.84	1,957,056.84		
B.2.2 Non-Cash Receipts		-	1,657.14	83.10	1,126.37	95.38	2,961.99	-	-	-	2,961.99		
Collections effected through outright deductions from claims		-	1,657.14	83.10	1,126.37	95.38	2,961.99	-	-	-	2,961.99		
Others		-	1,657.14	83.10	1,126.37	95.38	2,961.99	-	-	-	2,961.99		Pertains to Liquidated Damages of CAR effected through outright deductions from claims
TOTAL		-	2,905,521.51	10,333.10	346,858.90	156,181.51	3,418,895.02	3,415,933.03	-	3,415,933.03	3,418,895.02		


Certified Correct:

Recommending Approval:

Approved by:


DINA M. NILLOSAN
 Department Chief Accountant
fb m


ANGELITO V. FONTANILLA
 Director, Financial Management Service


ENGR. NONITA S. CAGUIOA
 Assistant Secretary for Finance, Information Systems and Mining Concerns

QUARTERLY REPORT OF REVENUE AND OTHER RECEIPTS

FAR No. 5

As of the Quarter Ending December 31, 2021

Department : DEPARTMENT OF ENVIRONMENT AND NATURAL RESOURCES
 Agency : Office of the Secretary
 Operating Unit : ALL
 Organization Code : 10 001 01 00000
 Fund Cluster: 03 - SPECIAL ACCOUNTS - LOCALLY FUNDED / DOMESTIC GRANTS FUND


CLASSIFICATION/SOURCES OF REVENUE AND OTHER RECEIPTS	UACS Code	REVENUE TARGET Annual (as per BESF)	ACTUAL REVENUE AND OTHER RECEIPTS COLLECTIONS					Cumulative Remittance/ Deposits to Date			VARIANCE		REMARKS
			1st Quarter	2nd Quarter	3rd Quarter	4th Quarter	TOTAL	Remittance to BTR	Deposited to AGDB	TOTAL	Amount	%	
1	2	3	4	5	6	7	8=(4+5+6+7)	9	10	11=(9+10)	12=(8-3)	13=(12/3)	
C. Special Account - (Cluster 03)													
Fund 151													
A.1 Revenue Collections		4,728,000.00	1,129,926.66	823,851.23	1,337,292.51	1,458,020.86	4,749,091.26	4,759,191.26	-	4,759,191.26	21,091.26	0.45%	
A.1.1 Cash Revenue													
- Non-Tax													
Service Income		4,723,000.00	1,129,826.66	823,551.23	1,337,192.51	1,457,525.56	4,748,095.96	4,758,195.96	-	4,758,195.96	25,095.96	0.53%	
Permit Fees	40201010	2,965,000.00	827,047.14	471,265.70	1,016,472.09	973,830.01	3,288,614.94	3,288,114.94	-	3,288,114.94	323,614.94	10.91%	Remittance to BTr includes PY collection from NCR.
Registration Fees	40201020	29,000.00	10,100.00	8,550.00	10,900.00	6,950.00	36,500.00	36,500.00	-	36,500.00	7,500.00	25.86%	
Certification Fees	40201040	1,218,000.00	179,129.52	187,665.53	165,917.85	302,995.07	835,707.97	835,707.97	-	835,707.97	(382,292.03)	-31.39%	
Processing Fees	40201130	35,000.00	5,950.00	4,950.00	27,159.05	13,000.00	51,059.05	51,059.05	-	51,059.05	16,059.05	45.88%	
Supervision & Reg. Enfor. Fees	40201070	33,000.00	13,650.00	19,500.00	30,900.00	29,500.00	93,900.00	94,000.00	-	94,000.00	60,900.00	184.55%	
Inspection Fees	40201100	437,000.00	89,250.00	119,550.00	80,250.00	103,400.00	392,450.00	402,950.00	-	402,950.00	(44,550.00)	-10.19%	Remittance to BTr includes PY collection from NCR.
Verification & Authentication Fees	40201110	-	-	-	812.00	21,332.00	22,144.00	22,144.00	-	22,144.00	22,144.00		
Other Service Income	40201990	6,000.00	4,700.00	12,070.00	4,781.52	6,168.48	27,720.00	27,720.00	-	27,720.00	21,720.00	362.00%	
Other Non Operating Income		5,000.00	100.00	300.00	100.00	495.30	995.30	995.30	-	995.30	(4,004.70)	-80.09%	
Miscellaneous Income	40609990	5,000.00	100.00	300.00	100.00	495.30	995.30	995.30	-	995.30	(4,004.70)	-80.09%	
TOTAL		4,728,000.00	1,129,926.66	823,851.23	1,337,292.51	1,458,020.86	4,749,091.26	4,759,191.26	-	4,759,191.26	21,091.26	0.45%	
C. Special Account - (Cluster 03)													
Fund 401-25%													
A.1 Revenue Collections		56,047,000.00	31,418,100.32	13,591,612.44	52,549,383.89	20,588,940.88	118,148,037.53	117,422,218.17	-	117,422,218.17	62,101,037.53	110.80%	
A.1.1 Cash Revenue													
- Non-Tax													
Service Income		48,545,000.00	29,286,137.74	6,514,245.61	47,295,262.21	17,750,450.71	100,846,096.27	100,387,006.91	-	100,387,006.91	52,301,096.27	107.74%	
Permit Fees	40201010	1,143,000.00	840,692.88	261,846.25	200,425.00	325,177.50	1,628,141.63	1,627,716.63	-	1,627,716.63	485,141.63	42.44%	Remittance to BTr includes PY collection from Region 2 & 13.
Registration Fees	40201020	10,000.00	1,000.00	1,070.00	1,971.00	1,625.00	5,666.00	5,666.00	-	5,666.00	(4,334.00)	-43.34%	
Certification Fees	40201040	236,000.00	9,342.50	5,863.75	14,122.50	6,760.00	36,088.75	35,988.75	-	35,988.75	(199,911.25)	-84.71%	Remittance to BTr includes PY collection from Region 2.
Processing Fees	40201130	6,000.00	14,262.50	5,075.00	17,587.50	8,350.00	45,275.00	46,608.75	-	46,608.75	39,275.00	654.58%	Remittance to BTr includes PY collection from Region 2 and 6.
Supervision & Reg. Enfor. Fees	40201070	1,736,000.00	1,918.75	3,100.00	29,682.50	1,266,537.50	1,301,238.75	1,301,238.75	-	1,301,238.75	(434,761.25)	-25.04%	
Inspection Fees	40201100	-	37.50	25.00	25.00	-	87.50	87.50	-	87.50	87.50		
Fines and Penalties-Service Income	40201140	-	475.00	(300.00)	50.00	150.00	375.00	375.00	-	375.00	375.00		
Other Service Income	40201990	45,414,000.00	28,418,408.61	6,237,565.61	47,031,398.71	16,141,850.71	97,829,223.64	97,369,325.53	-	97,369,325.53	52,415,223.64	115.42%	Remittance to BTr includes PY collection from Region 7, 9 & 13.
Business Income		7,489,000.00	2,131,962.58	7,077,366.83	5,254,121.68	2,838,490.17	17,301,941.26	17,035,211.26	-	17,035,211.26	9,812,941.26	131.03%	
Rent/Lease Income	40202050	5,812,000.00	1,574,407.58	6,435,159.33	4,734,946.94	2,067,081.11	14,811,594.96	14,549,094.96	-	14,549,094.96	8,999,594.96	154.85%	
Sales Revenue	40202160	766,000.00	308,220.00	368,852.50	324,335.50	538,632.00	1,540,040.00	1,538,435.00	-	1,538,435.00	774,040.00	101.05%	Deposit of this collection is reflected in Cluster 5 for adjustment of PY deposit to BTR - Region 2.
Fines and Penalties-Business Income	40202230	-	2,625.00	-	-	-	2,625.00	-	-	-	2,625.00		
Other Business Income	40202990	911,000.00	246,710.00	273,355.00	194,839.24	232,777.06	947,681.30	947,681.30	-	947,681.30	36,681.30	4.03%	
Other Non Operating Income		13,000.00	-	-	-	-	-	-	-	-	(13,000.00)	-100.00%	
Miscellaneous Income	40609990	13,000.00	-	-	-	-	-	-	-	-	(13,000.00)	-100.00%	
A.2 Non-Revenue Collections/Other Receipts			8,035.00	-	-	-	8,035.00	8,035.00	-	8,035.00	8,035.00		
A.2.1 Cash Receipts													
Others													
Disallowances	10305010	-	8,035.00	-	-	-	8,035.00	8,035.00	-	8,035.00	8,035.00		
Miscellaneous Income	40609990	-	35.00	-	-	-	35.00	35.00	-	35.00	35.00		Collection and Remittance includes PY income from Region 6.
Sub-Total		56,047,000.00	31,426,135.32	13,591,612.44	52,549,383.89	20,588,940.88	118,156,072.53	117,430,253.17	-	117,430,253.17	62,109,072.53	110.82%	
C. Special Account - (Cluster 03)													
Fund 158													
A.2 Non-Revenue Collections/Other Receipts													
A.2.1 Cash Receipts													
Others													
Other Receivables (FUND 158)	10305990	-	3,307.00	3,866.00	-	39,675.50	46,848.50	46,848.50	-	46,848.50	46,848.50		
Sub-Total		-	3,307.00	3,866.00	-	39,675.50	46,848.50	46,848.50	-	46,848.50	46,848.50	-	
GRAND TOTAL		60,775,000.00	32,559,368.98	14,419,329.67	53,886,676.40	22,086,637.24	122,952,012.29	122,236,292.93	-	122,236,292.93	62,177,012.29	102.31%	

Certified Correct:

Recommending Approval:

Approved by:


DINA M. NILLOSAN
 Department Chief Accountant


ANGELITO V. FONTANILLA
 Director, Financial and Management Service


ENGR. NONITA S. CAGUIOA
 Assistant Secretary for Finance, Information Systems and Mining Concerns


QUARTERLY REPORT OF REVENUE AND OTHER RECEIPTS

As of the Quarter Ending December 31, 2021

Department : DEPARTMENT OF ENVIRONMENT AND NATURAL RESOURCES
 Agency : Office of the Secretary
 Operating Unit : ALL
 Organization Code : 10 001 01 00000
 Fund Cluster : 04 - Special Accounts Foreign Assisted/ Foreign Grants Fund

CLASSIFICATION/SOURCES OF REVENUE AND OTHER RECEIPTS	UACS Code	REVENUE TARGET (Annual per BESF)	ACTUAL REVENUE AND OTHER RECEIPTS COLLECTIONS					Cumulative Remittance/ Deposits to Date			VARIANCE		REMARKS
			1st Quarter	2nd Quarter	3rd Quarter	4th Quarter	TOTAL	Remittance to BTR	Deposited with AGDB	TOTAL	Amount	%	
1	2	3	4	5	6	7	8=(4+5+6+7)	9	10	11=(9+10)	12=(8-3)	13=(12/3)	14
D. Special Accounts Foreign Assisted/ Foreign Grants Fund (Fund Cluster 04)													
D.1 Revenue Collections		-	104.68	105.83	7,664.89	(7,552.97)	322.43	-	322.43	322.43	322.43		
D.1.1 Cash Revenue		-	104.68	105.83	7,664.89	(7,552.97)	322.43	-	322.43	322.43	322.43		
Non-Tax													
Business Income		-	104.68	105.83	7,664.89	(7,552.97)	322.43	-	322.43	322.43	322.43		
Interest Income	40202210	-	104.68	105.83	7,664.89	(7,552.97)	322.43	-	322.43	322.43	322.43		The negative balance on the 4th quarter collections refer to the adjustments made by CAR on the undeposited prior year collection which was included on the previous quarter.
TOTAL		-	104.68	105.83	7,664.89	(7,552.97)	322.43	-	322.43	322.43	322.43		


Certified Correct:


DINA M. NILLOSAN
 Department Chief Accountant
H M

Recommending Approval:


ANGELITO V. FONTANILLA
 Director, Financial Management Service

Approved by:


ENGR. NONITA S. CAGUIOA
 Assistant Secretary for Finance, Information Systems and Mining Concerns

QUARTERLY REPORT OF REVENUE AND OTHER RECEIPTS
As of the Quarter Ending December 31, 2021

FAR No. 5

Department : **DEPARTMENT OF ENVIRONMENT AND NATURAL RESOURCES**
Agency : **Office of the Secretary**
Operating Unit : **ALL**
Organization Code : **10 001 01 00000**
Fund Cluster: **05 - INTERNALLY GENERATED FUNDS**

CLASSIFICATION/SOURCES OF REVENUE AND OTHER RECEIPTS	UACS Code	REVENUE TARGET Annual (as per BESF)	ACTUAL REVENUE AND OTHER RECEIPTS COLLECTIONS					Cumulative Remittance/ Deposits to Date			VARIANCE		REMARKS	
			1st Quarter	2nd Quarter	3rd Quarter	4th Quarter	TOTAL	Remittance to BTR	Deposited to AGDB	TOTAL	Amount	%		
			4	5	6	7	8=(4+5+6+7)	9	10	11=(9+10)	12=(8-3)	13=(12/3)		
E. Internally Generated Fund (Cluster 05)														
A.1 Revenue Collections		172,156,000.00	94,312,141.52	33,496,949.14	166,398,455.58	88,835,439.11	383,042,985.35	-	381,494,860.78	381,494,860.78	210,886,985.35	122.50%		
A.1.1 Cash Revenue														
- Non-Tax														
Service Income		144,773,000.00	87,848,657.22	11,880,820.11	150,205,003.06	79,300,676.78	329,235,157.17	-	327,791,550.47	327,791,550.47	184,462,157.17	127.41%		
Permit Fees	40201010	7,068,000.00	2,729,663.62	867,798.75	313,080.00	874,582.50	4,785,124.87	-	4,789,549.87	4,789,549.87	(2,282,875.13)	-32.30%	Remittance includes PY collection from Region 13.	
Registration Fees	40201020	31,000.00	4,125.00	2,085.00	5,913.00	4,875.00	16,998.00	-	16,998.00	16,998.00	(14,002.00)	-45.17%		
Certification Fees	40201040	87,000.00	28,152.50	17,666.25	42,367.50	20,280.00	108,466.25	-	108,166.25	108,166.25	21,466.25	24.67%	Remittance includes PY collection from Region 6.	
Processing Fees	40201130	22,000.00	41,587.50	22,725.00	45,262.50	26,250.00	135,825.00	-	143,576.25	143,576.25	113,825.00	517.39%		
Supervision & Reg. Enfor. Fees	40201070	5,205,000.00	5,756.25	-	98,347.50	3,799,612.50	3,903,716.25	-	3,903,716.25	3,903,716.25	(1,301,283.75)	-25.00%		
Inspection Fees	40201100	-	112.50	75.00	75.00	-	262.50	-	262.50	262.50	262.50			
Fines and Penalties-Service Income	40201140	-	9,300.00	517,538.60	6,150.00	280,172.40	813,161.00	-	788,438.60	788,438.60	813,161.00			
Other Service Income	40201990	132,360,000.00	85,029,959.85	10,452,931.51	149,693,807.56	74,294,904.38	319,471,603.30	-	318,040,842.75	318,040,842.75	187,111,603.30	141.37%	Remittance includes PY collection from Region 2, 5, 7, 9 & 13.	
Business Income		27,345,000.00	6,459,346.43	21,616,109.03	16,191,475.02	9,534,388.83	53,801,319.31	-	53,700,834.31	53,700,834.31	26,456,319.31	96.75%		
Rent/Lease Income	40202050	18,719,000.00	4,790,431.43	19,689,478.01	14,204,840.85	6,281,243.35	44,965,993.64	-	44,965,993.64	44,965,993.64	26,246,993.64	140.22%		
Sales Revenue	40202160	5,898,000.00	909,663.75	1,091,936.25	1,390,749.00	2,531,619.75	5,923,968.75	-	5,823,483.75	5,823,483.75	25,968.75	0.44%		
Interest Income	40202210	-	-	8.52	214.96	1,178.29	1,401.77	-	1,401.77	1,401.77	1,401.77			
Fines and Penalties-Business Income	40202230	-	7,875.00	-	-	-	7,875.00	-	7,875.00	7,875.00	7,875.00			
Other Business Income	40202990	2,728,000.00	751,376.25	834,686.25	595,670.21	720,347.44	2,902,080.15	-	2,902,080.15	2,902,080.15	174,080.15	6.38%		
Other Non Operating Income		38,000.00	105.00	20.00	1,977.50	-	2,102.50	-	2,102.50	2,102.50	(35,897.50)	-94.47%		
Miscellaneous Income	40609990	38,000.00	105.00	20.00	1,977.50	-	2,102.50	-	2,102.50	2,102.50	(35,897.50)	-94.47%	Collection and remittance includes r 1 income from Region 6.	
A.1.2 Non-Cash Revenue														
Other Non Operating Income			4,032.87	-	-	373.50	4,406.37	-	373.50	373.50	4,406.37			
Miscellaneous Income	40609990		4,032.87	-	-	373.50	4,406.37	-	373.50	373.50	4,406.37			Collection includes Liquidating Damages from R1 and R4B.
A.2 Non-Revenue Collections/Other Receipts			5,775.00	-	-	-	5,775.00	-	5,775.00	5,775.00	5,775.00			
A.2.1 Cash Receipts														
Others			5,775.00	-	-	-	5,775.00	-	5,775.00	5,775.00	5,775.00			
Other Receivables	10305990		5,775.00	-	-	-	5,775.00	-	5,775.00	5,775.00	5,775.00			Remittance includes PY adjustment from Deposit to BTR from Cluster 3 - Region 2
TOTAL		172,156,000.00	94,317,916.52	33,496,949.14	166,398,455.58	88,835,439.11	383,048,760.35	-	381,500,635.78	381,500,635.78	210,892,760.35	122.50%		

Certified Correct:


DIÑA M. NILLOSAN
Department Chief Accountant
H

Recommending Approval:


ANGELITO V. FONTANILLA
Director, Financial and Management Service

Approved by:


ENGR. NONITA S. CAGUIOA
Assistant Secretary for Finance, Information Systems and Mining Concerns

QUARTERLY REPORT OF REVENUE AND OTHER RECEIPTS
As of the Quarter Ending December 31, 2021


Department : DEPARTMENT OF ENVIRONMENT AND NATURAL RESOURCES
 Agency : Office of the Secretary
 Operating Unit : ALL
 Organization Code : 10 001 01 00000
 Fund Cluster : 06 - Business Related Funds

CLASSIFICATION/SOURCES OF REVENUE AND OTHER RECEIPTS	UACS Code	REVENUE TARGET (Annual per BESF)	ACTUAL REVENUE AND OTHER RECEIPTS COLLECTIONS					Cumulative Remittance/ Deposits to Date			VARIANCE		REMARKS
			1st Quarter	2nd Quarter	3rd Quarter	4th Quarter	TOTAL	Remittance to BTR	Deposited with AGDB	TOTAL	Amount	%	
1	2	3	4	5	6	7	8=(4+5+6+7)	9	10	11=(9+10)	12=(8-3)	13=(12/3)	14
F. Business Related Funds (Fund Cluster 06)													
F.1 Revenue Collections		1,500,000.00	138,900.00	90,350.00	127,394.88	146,350.00	502,994.88	-	502,145.00	502,145.00	(997,005.12)	-66%	
F.1.1 Cash Revenue		1,500,000.00	138,900.00	90,350.00	126,545.00	146,350.00	502,145.00	-	502,145.00	502,145.00	(997,855.00)	-67%	
Non-Tax													
Business Income		1,500,000.00	138,900.00	90,350.00	126,545.00	146,350.00	502,145.00	-	502,145.00	502,145.00	(997,855.00)	-67%	
Income from Hostels/Dormitories and Other like Facilities	40202130	1,500,000.00	138,900.00	90,350.00	126,545.00	146,350.00	502,145.00	-	502,145.00	502,145.00	(997,855.00)	-67%	
F.1.2 Non-Cash Revenue		-	-	-	849.88	-	849.88	-	-	-	849.88		
Non-Tax													
Other Non Operating Income		-	-	-	849.88	-	849.88	-	-	-	849.88		
Miscellaneous Income	40699990	-	-	-	849.88	-	849.88	-	-	-	849.88		
TOTAL		1,500,000.00	138,900.00	90,350.00	127,394.88	146,350.00	502,994.88	-	502,145.00	502,145.00	(997,005.12)	-66%	

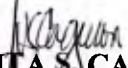
Certified Correct:

Recommending Approval:

Approved by:


DINA M. NILLOSAN
 Department Chief Accountant


ANGELITO V. FONTANILLA
 Director, Financial Management Service


ENGR. NONITA S. CAGUIOA
 Assistant Secretary for Finance, Information Systems and Mining Concerns

QUARTERLY REPORT OF REVENUE AND OTHER RECEIPTS

As of the Quarter Ending December 31, 2021

Department : DEPARTMENT OF ENVIRONMENT AND NATURAL RESOURCES
 Agency : Office of the Secretary
 Operating Unit : ALL
 Organization Code : 10 001 01 00000
 Fund Cluster : 07 - Trust Receipts

CLASSIFICATION/SOURCES OF REVENUE AND OTHER RECEIPTS	UACS Code	REVENUE TARGET (Annual per BESF)	ACTUAL REVENUE AND OTHER RECEIPTS COLLECTIONS					Cumulative Remittance/ Deposits to Date			VARIANCE		REMARKS
			1st Quarter	2nd Quarter	3rd Quarter	4th Quarter	TOTAL	Remittance to BTR	Deposited with AGDB	TOTAL	Amount	%	
1	2	3	4	5	6	7	8=(4+5+6+7)	9	10	11=(9+10)	12=(8-3)	13=(12/3)	14
G. Trust Receipts (Fund Cluster 07)													
G.1 Revenue Collections		-	141,482.00	18,000.00	123,395.21	51,271.00	334,148.21	301,848.32	32,299.89	334,148.21	334,148.21		
G.1.1 Cash Revenue		-	141,482.00	18,000.00	123,395.21	51,271.00	334,148.21	301,848.32	32,299.89	334,148.21	334,148.21		
Non-Tax													
Service Income		-	141,482.00	18,000.00	71,500.00	51,271.00	282,253.00	282,253.00	-	282,253.00	282,253.00		
Other Service Income	40201990	-	141,482.00	18,000.00	71,500.00	51,271.00	282,253.00	282,253.00	-	282,253.00	282,253.00		
Business Income		-	-	-	51,895.21	-	51,895.21	19,595.32	32,299.89	51,895.21	51,895.21		
Interest Income	40202210	-	-	-	51,895.21	-	51,895.21	19,595.32	32,299.89	51,895.21	51,895.21		
G.2 Non-Revenue Collections/Other Receipts		-	8,013,276.71	16,811,116.01	315,488,068.93	11,819,742.01	352,132,203.66	346,311,295.70	5,781,916.05	352,093,211.75	352,132,203.66		
G.2.1 Cash Receipts		-	8,013,276.71	16,811,116.01	315,488,068.93	11,819,742.01	352,132,203.66	346,311,295.70	5,781,916.05	352,093,211.75	352,132,203.66		
Others													
Refund of cash advances		-	1,609.92	-	-	28,157.56	29,767.48	29,767.48	-	29,767.48	29,767.48		
Disallowances		-	1,440.00	7,525.00	20,342.92	31,102.88	60,410.80	52,885.80	7,525.00	60,410.80	60,410.80		
Others		-	8,010,226.79	16,803,591.01	315,467,726.01	11,760,481.57	352,042,025.38	346,228,642.42	5,774,391.05	352,003,033.47	352,042,025.38		Includes Project HOPE initially deposited to AGDB amounting to P37,151.47 but was subsequently remitted by Central Office to Other NGO.
TOTAL		-	8,154,758.71	16,829,116.01	315,611,464.14	11,871,013.01	352,466,351.87	346,613,144.02	5,814,215.94	352,427,359.96	352,466,351.87		


Certified Correct:

Recommending Approval:

Approved by:


DINA M. NILLOSAN
 Department Chief Accountant


ANGELITO V. FONTANILLA
 Director, Financial Management Service


ENGR. NONITA S. CAGUIOA
 Assistant Secretary for Finance, Information Systems and Mining Concerns