

**QUARTERLY REPORT OF REVENUE AND OTHER RECEIPTS**  
As of the Quarter Ending June 30, 2021

Department : DEPARTMENT OF ENVIRONMENT AND NATURAL RESOURCES  
 Agency : Office of the Secretary  
 Operating Unit : ALL  
 Organization Code : 10 001 01 00000  
 Fund Cluster : 01 - Regular Agency Fund

CLASSIFICATION/SOURCES OF REVENUE AND OTHER RECEIPTS	UACS Code	REVENUE TARGET (Annual per BESF)	ACTUAL REVENUE AND OTHER RECEIPTS COLLECTIONS					Cumulative Remittance/ Deposits to Date			VARIANCE		REMARKS
			1st Quarter	2nd Quarter	3rd Quarter	4th Quarter	TOTAL	Remittance to BTR	Deposited with AGDB	TOTAL	Amount	%	
1	2	3	4	5	6	7	8=(4+5+6+7)	9	10	11=(9+10)	12=(8-3)	13=(12/3)	14
<b>A. Regular Agency Fund (Fund Cluster 01)</b>													
<b>A.1 Revenue Collections</b>													
<b>A.1.1 Cash Revenue</b>		659,983,000.00	257,816,121.45	266,398,930.58	-	-	524,215,052.03	515,761,898.84	5,542,828.88	521,304,727.72	(135,767,947.97)	-21%	
<b>Tax</b>		659,983,000.00	257,773,724.75	266,370,047.63	-	-	524,143,772.38	515,761,898.84	5,542,828.88	521,304,727.72	(135,839,227.62)	-21%	
Tax on Forest Products	40103060	8,470,000.00	2,047,533.06	2,035,400.65	-	-	4,082,933.71	4,079,373.71	-	4,079,373.71	(4,387,066.29)		
<b>Non-Tax</b>													
<b>Service Income</b>		160,538,000.00	55,432,580.02	109,128,435.06	-	-	164,561,015.08	163,612,402.72	-	163,612,402.72	4,023,015.08	3%	
Permit Fees	40201010	29,159,000.00	12,646,337.90	72,892,312.92	-	-	85,538,650.82	85,452,798.82	-	85,452,798.82	56,379,650.82	193%	
Registration Fees	40201020	4,969,000.00	2,114,244.00	1,705,810.00	-	-	3,820,054.00	3,650,599.00	-	3,650,599.00	(1,148,946.00)	-23%	
Clearance and Certification Fees	40201040	16,716,000.00	4,726,753.10	5,037,053.51	-	-	9,763,806.61	9,637,186.36	-	9,637,186.36	(6,952,193.39)	-42%	
Processing Fees	40201130	2,839,000.00	1,343,605.95	1,048,613.34	-	-	2,392,219.29	2,383,179.29	-	2,383,179.29	(446,780.71)	-16%	
Licensing Fees	40201060	-	900,000.00	-	-	-	900,000.00	900,000.00	-	900,000.00	900,000.00		
Supervision & Regulation Enforcement Fees	40201070	19,920,000.00	7,713,495.10	4,661,180.00	-	-	12,374,675.10	12,374,675.10	-	12,374,675.10	(7,545,324.90)	-38%	
Legal Fees	40201090	54,000.00	11,654.00	11,490.00	-	-	23,144.00	23,144.00	-	23,144.00	(30,856.00)	-57%	
Inspection Fees	40201100	4,957,000.00	993,079.46	1,166,817.07	-	-	2,159,896.53	2,141,947.96	-	2,141,947.96	(2,797,103.47)	-56%	
Verification & Authentication Fees	40201110	5,484,000.00	1,210,394.91	2,525,608.96	-	-	3,736,003.87	3,578,250.87	-	3,578,250.87	(1,747,996.13)	-32%	
Fines and Penalties-Service Income	40201140	2,862,000.00	844,717.36	1,122,921.85	-	-	1,967,639.21	1,967,639.21	-	1,967,639.21	(894,360.79)	-31%	
Other Service Income	40201990	73,578,000.00	22,928,298.24	18,956,627.41	-	-	41,884,925.65	41,502,982.11	-	41,502,982.11	(31,693,074.35)	-43%	
<b>Business Income</b>		484,510,000.00	196,955,438.03	149,518,428.73	-	-	346,473,866.76	342,153,457.29	3,398,376.88	345,551,834.17	(138,036,133.24)	-28%	
Seminar/Training Fees	40202040	-	40,000.00	8,600.00	-	-	48,600.00	-	48,600.00	48,600.00	48,600.00		
Rent/Lease Income	40202050	267,742,000.00	194,804,715.21	145,914,414.58	-	-	340,719,129.79	336,472,994.49	3,324,176.88	339,797,171.37	72,977,129.79	27%	Income from Rent and Hostels deposited
Income from Hostels/Dormitories and Other like Facilities	40202130	222,000.00	10,800.00	14,800.00	-	-	25,600.00	-	25,600.00	25,600.00	(196,400.00)	-88%	on AGDB will be subsequently deposited to BTr
Income from Printing and Publications	40202150	1,000.00	4,655.00	1,140.00	-	-	5,795.00	5,795.00	-	5,795.00	4,795.00	480%	
Interest Income	40202210	678,000.00	255,147.25	351,287.35	-	-	606,434.60	606,360.43	-	606,360.43	(71,565.40)	-11%	
Fines and Penalties-Business Income	40202230	5,000.00	33,360.00	14,553.00	-	-	47,913.00	47,913.00	-	47,913.00	42,913.00	858%	
Other Business Income	40202990	15,862,000.00	1,806,760.57	3,213,633.80	-	-	5,020,394.37	5,020,394.37	-	5,020,394.37	(10,841,605.63)	-68%	
<b>Gains</b>		341,000.00	142,816.65	774,062.38	-	-	916,879.03	218,333.00	-	218,333.00	575,879.03	169%	
Gain on Sale of Property, Plant and Equipment	40501040	126,000.00	-	15,127.00	-	-	15,127.00	15,127.00	-	15,127.00	(110,873.00)	-88%	
Gain on Sale of Unserviceable Property	40501130	215,000.00	35,050.00	123,116.00	-	-	158,166.00	158,166.00	-	158,166.00	(56,834.00)	-26%	Includes collection amounting to P35,000.00 from loss on sale of unserviceable property of Region 5
Other Gains	40501990	-	107,766.65	635,819.38	-	-	743,586.03	45,040.00	-	45,040.00	743,586.03		
<b>Shares</b>		1,374,000.00	8,981.20	61,699.10	-	-	70,680.30	70,680.30	-	70,680.30	(1,303,319.70)	-95%	
Share from National Wealth	40401010	1,374,000.00	8,981.20	61,699.10	-	-	70,680.30	70,680.30	-	70,680.30	(1,303,319.70)	-95%	
<b>Other Non Operating Income</b>		4,750,000.00	3,186,375.79	4,852,021.71	-	-	8,038,397.50	5,627,651.82	2,144,452.00	7,772,103.82	3,288,397.50	69%	
Sale of Garnished/Confiscated/Abandoned/Seized Goods and Property	40601010	11,000.00	-	54,000.00	-	-	54,000.00	54,000.00	-	54,000.00	43,000.00	391%	
Miscellaneous Income	40699990	4,739,000.00	3,186,375.79	4,798,021.71	-	-	7,984,397.50	5,573,651.82	2,144,452.00	7,718,103.82	3,245,397.50	68%	Includes P2,000,000 collections of Region 6 deposited on AGDB which will be subsequently deposited to BTr
<b>A.1.2 Non-Cash Revenue</b>		-	42,396.70	28,882.95	-	-	71,279.65	-	-	-	71,279.65		
<b>Non-Tax</b>		-	42,396.70	28,882.95	-	-	71,279.65	-	-	-	71,279.65		
<b>Other Non Operating Income</b>		-	42,396.70	28,882.95	-	-	71,279.65	-	-	-	71,279.65		
Miscellaneous Income	40699990	-	42,396.70	28,882.95	-	-	71,279.65	-	-	-	71,279.65		Includes Liquidated Damages from Central Office

**QUARTERLY REPORT OF REVENUE AND OTHER RECEIPTS**  
As of the Quarter Ending June 30, 2021

Department : DEPARTMENT OF ENVIRONMENT AND NATURAL RESOURCES  
 Agency : Office of the Secretary  
 Operating Unit : ALL  
 Organization Code : 10 001 01 00000  
 Fund Cluster : 01 - Regular Agency Fund


CLASSIFICATION/SOURCES OF REVENUE AND OTHER RECEIPTS	UACS Code	REVENUE TARGET (Annual per BESF)	ACTUAL REVENUE AND OTHER RECEIPTS COLLECTIONS					Cumulative Remittance/ Deposits to Date			VARIANCE		REMARKS
			1st Quarter	2nd Quarter	3rd Quarter	4th Quarter	TOTAL	Remittance to BTR	Deposited with AGDB	TOTAL	Amount	%	
1	2	3	4	5	6	7	8=(4+5+6+7)	9	10	11=(9+10)	12=(8-3)	13=(12/3)	14
<b>A.2 Non-Revenue Collections/Other Receipts</b>		-											
<b>A.2.1 Cash Receipts</b>		-	111,023,609.74	6,500,095.76	-	-	117,523,705.50	112,381,285.81	4,261,987.68	116,643,273.49	117,523,705.50		
<b>Others</b>		-	111,021,749.17	5,653,066.60	-	-	116,674,815.77	112,381,285.81	4,261,987.68	116,643,273.49	116,674,815.77		
Refund of cash advances		-	1,327,816.23	1,112,745.17	-	-	2,440,561.40	2,440,561.40	-	2,440,561.40	2,440,561.40		
Refund of overpayments		-	7,098,726.82	154,324.53	-	-	7,253,051.35	7,253,051.35	-	7,253,051.35	7,253,051.35		
Disallowances		-	107,211.86	91,124.82	-	-	198,336.68	198,336.68	-	198,336.68	198,336.68		
Others		-	102,487,994.26	4,294,872.08	-	-	106,782,866.34	102,489,336.38	4,261,987.68	106,751,324.06	106,782,866.34		
<b>A.2.2 Non-Cash Receipts</b>		-											
<b>Collections effected through outright deductions from</b>		-	1,860.57	847,029.16	-	-	848,889.73	-	-	-	848,889.73		
Overpayment of expenses		-	-	27,397.87	-	-	27,397.87	-	-	-	27,397.87		
Others		-	1,860.57	819,631.29	-	-	821,491.86	-	-	-	821,491.86		
<b>TOTAL</b>		<b>659,983,000.00</b>	<b>368,839,731.19</b>	<b>272,899,026.34</b>	<b>-</b>	<b>-</b>	<b>641,738,757.53</b>	<b>628,143,184.65</b>	<b>9,804,816.56</b>	<b>637,948,001.21</b>	<b>(18,244,242.47)</b>	<b>-3%</b>	

Certified Correct:

Recommending Approval:

Approved by:

  
**DINA M. NILLOSAN**  
 Department Chief Accountant

  
**ANGELITO V. FONTANILLA**  
 Director, Financial Management Service

  
**ENGR. NONITA S. CAGUIOA**  
 Asec. for Finance, Information Systems and Mining Concerns

**QUARTERLY REPORT OF REVENUE AND OTHER RECEIPTS**  
As of the Quarter Ending June 30, 2021


Department : DEPARTMENT OF ENVIRONMENT AND NATURAL RESOURCES  
 Agency : Office of the Secretary  
 Operating Unit : ALL  
 Organization Code : 10 001 01 00000  
 Fund Cluster : 02 - Foreign Assisted Projects Fund

CLASSIFICATION/SOURCES OF REVENUE AND OTHER RECEIPTS	UACS Code	REVENUE TARGET (Annual per BESF)	ACTUAL REVENUE AND OTHER RECEIPTS COLLECTIONS					Cumulative Remittance/ Deposits to Date			VARIANCE		REMARKS
			1st Quarter	2nd Quarter	3rd Quarter	4th Quarter	TOTAL	Remittance to BTR	Deposited with AGDB	TOTAL	Amount	%	
1	2	3	4	5	6	7	8=(4+5+6+7)	9	10	11=(9+10)	12=(8-3)	13=(12/3)	14
<b>B. Foreign Assisted Projects Fund (Fund Cluster 02)</b>													
B.1 Revenue Collections		-	895,523.59	83.10	-	-	895,606.69	893,866.45	-	893,866.45	895,606.69		
B.1.1 Cash Revenue		-	893,866.45	-	-	-	893,866.45	893,866.45	-	893,866.45	893,866.45		
Tax													
Other Non Operating Income		-	893,866.45	-	-	-	893,866.45	893,866.45	-	893,866.45	893,866.45		
Miscellaneous Income	40699990	-	893,866.45	-	-	-	893,866.45	893,866.45	-	893,866.45	893,866.45		
B.1.2 Non-Cash Revenue		-	1,657.14	83.10	-	-	1,740.24	-	-	-	1,740.24		
Non-Tax													
Other Non Operating Income		-	1,657.14	83.10	-	-	1,740.24	-	-	-	1,740.24		
Miscellaneous Income	40699990	-	1,657.14	83.10	-	-	1,740.24	-	-	-	1,740.24		Includes Liquidated Damages from CAR
B.2 Non-Revenue Collections/Other Receipts		-	2,009,997.92	10,250.00	-	-	2,020,247.92	2,020,247.92	-	2,020,247.92	2,020,247.92		
B.2.1 Cash Receipts		-	2,009,997.92	10,250.00	-	-	2,020,247.92	2,020,247.92	-	2,020,247.92	2,020,247.92		
Others													
Refund of cash advances		-	53,981.93	-	-	-	53,981.93	53,981.93	-	53,981.93	53,981.93		
Disallowances		-	1,250.00	10,250.00	-	-	11,500.00	11,500.00	-	11,500.00	11,500.00		
Others		-	1,954,765.99	-	-	-	1,954,765.99	1,954,765.99	-	1,954,765.99	1,954,765.99		
<b>TOTAL</b>		-	2,905,521.51	10,333.10	-	-	2,915,854.61	2,914,114.37	-	2,914,114.37	2,915,854.61		


Certified Correct:

Recommending Approval:

Approved by:

  
**DINA M. NILLOSAN**  
 Department Chief Accountant *mv*

  
**ANGELITO V. FONTANILLA**  
 Director, Financial Management/Service

  
**ENGR. NONITA S. CAGUIOA**  
 Asec. for Finance, Information Systems and Mining Concerns

**QUARTERLY REPORT OF REVENUE AND OTHER RECEIPTS**  
As of the Quarter Ending June 30, 2021

FAR No. 5

Department : DEPARTMENT OF ENVIRONMENT AND NATURAL RESOURCES  
 Agency : Office of the Secretary  
 Operating Unit : ALL  
 Organization Code : 10 001 01 00000  
 Fund Cluster: 03 - SPECIAL ACCOUNT - LOCALLY FUNDED/DOMESTIC GRANTS FUND

CLASSIFICATION/SOURCES OF REVENUE AND OTHER RECEIPTS	UACS Code	REVENUE TARGET Annual [as per BESF]	ACTUAL REVENUE AND OTHER RECEIPTS COLLECTIONS					Cumulative Remittance/ Deposits to Date			VARIANCE		REMARKS
			1st Quarter	2nd Quarter	3rd Quarter	4th Quarter	TOTAL	Remittance to BTR	Deposited to AGDB	TOTAL	Amount	%	
1	2	3	4	5	6	7	8=(4+5+6+7)	9	10	11=(9+10)	12=(8-3)	13=(12/3)	
<b>C. Special Account - (Cluster 03)</b>													
<b>A.1 Revenue Collections</b>		<b>60,775,000.00</b>	<b>32,548,061.98</b>	<b>14,415,463.67</b>	-	-	<b>46,963,525.65</b>	<b>46,950,628.15</b>	<b>7,500.00</b>	<b>46,958,128.15</b>	<b>(13,811,474.35)</b>	<b>-22.73%</b>	
<b>A.1.1 Cash Revenue</b>													
- Non-Tax													
Service Income		53,268,000.00	30,415,964.40	7,337,796.84	-	-	37,753,761.24	37,750,988.74	-	37,750,988.74	(15,514,238.76)	-29.12%	
Permit Fees	40201010	4,108,000.00	1,667,740.02	733,111.95	-	-	2,400,851.97	2,400,539.47	-	2,400,539.47	(1,707,148.03)	-41.56%	
Registration Fees	40201020	39,000.00	11,100.00	9,620.00	-	-	20,720.00	20,720.00	-	20,720.00	(18,280.00)	-46.87%	
Certification Fees	40201040	1,454,000.00	188,472.02	193,529.28	-	-	382,001.30	381,963.80	-	381,963.80	(1,071,998.70)	-73.73%	
Processing Fees	40201130	41,000.00	20,212.50	10,025.00	-	-	30,237.50	28,600.00	-	28,600.00	(10,762.50)	-26.25%	
Supervision & Reg. Enfor. Fees	40201070	1,769,000.00	15,568.75	22,600.00	-	-	38,168.75	38,168.75	-	38,168.75	(1,790,831.25)	-97.84%	
Inspection Fees	40201100	437,000.00	89,287.50	119,575.00	-	-	208,862.50	208,850.00	-	208,850.00	(228,137.50)	-52.21%	
Fines and Penalties-Service Income	40201140	-	475.00	(300.00)	-	-	175.00	175.00	-	175.00	175.00	-	
Other Service Income	40201990	45,420,000.00	28,423,108.61	6,249,635.61	-	-	34,672,744.22	34,671,971.72	-	34,671,971.72	(10,747,255.78)	-23.66%	
<b>Business Income</b>		<b>7,489,000.00</b>	<b>2,131,962.58</b>	<b>7,077,366.83</b>	-	-	<b>9,209,329.41</b>	<b>9,199,204.41</b>	<b>7,500.00</b>	<b>9,206,704.41</b>	<b>1,720,329.41</b>	<b>22.97%</b>	
Rent/Lease Income	40202050	5,812,000.00	1,574,407.58	6,435,159.33	-	-	8,009,566.91	8,002,066.91	7,500.00	8,009,566.91	2,197,566.91	37.81%	The collection from Region 2 amounting to 7,500 deposited to AGDB will be deposited to BTR.
Sales Revenue	40202160	766,000.00	308,220.00	368,852.50	-	-	677,072.50	677,072.50	-	677,072.50	(88,927.50)	-11.61%	
Fines and Penalties-Business Income	40202230	-	2,625.00	-	-	-	2,625.00	-	-	-	2,625.00	-	
Other Business Income	40202990	911,000.00	246,710.00	273,355.00	-	-	520,065.00	520,065.00	-	520,065.00	(390,935.00)	-42.91%	
<b>Other Non Operating Income</b>		<b>18,000.00</b>	<b>135.00</b>	<b>300.00</b>	-	-	<b>435.00</b>	<b>435.00</b>	-	<b>435.00</b>	<b>(17,565.00)</b>	<b>-97.58%</b>	
Miscellaneous Income	40609990	18,000.00	135.00	300.00	-	-	435.00	435.00	-	435.00	(17,565.00)	-97.58%	
<b>A.2 Non-Revenue Collections/Other Receipts</b>			<b>11,307.00</b>	<b>3,866.00</b>	-	-	<b>15,173.00</b>	<b>15,173.00</b>	-	<b>15,173.00</b>	<b>15,173.00</b>	<b>-</b>	
<b>A.2.1 Cash Receipts</b>													
Others			11,307.00	3,866.00	-	-	15,173.00	15,173.00	-	15,173.00	15,173.00	-	
Disallowances	10305010	-	8,000.00	-	-	-	8,000.00	8,000.00	-	8,000.00	8,000.00	-	
Others		-	3,307.00	3,866.00	-	-	7,173.00	7,173.00	-	7,173.00	7,173.00	-	
<b>TOTAL</b>		<b>60,775,000.00</b>	<b>32,559,368.98</b>	<b>14,419,329.67</b>	-	-	<b>46,978,698.65</b>	<b>46,965,801.15</b>	<b>7,500.00</b>	<b>46,973,301.15</b>	<b>(13,796,301.35)</b>	<b>-22.70%</b>	

Certified Correct:

Recommending Approval:

Approved by:

*Dina M. Nillosan*  
**DIÑA M. NILLOSAN**  
 Department Chief Accountant

*Angelito V. Fontanilla*  
**ANGELITO V. FONTANILLA**  
 Director, Financial and Management Service

*Engr. Nonita S. Caguioa*  
**ENGR. NONITA S. CAGUIOA**  
 Asec. for Finance, Information Systems and Mining Concerns

**QUARTERLY REPORT OF REVENUE AND OTHER RECEIPTS**  
As of the Quarter Ending June 30, 2021


Department : DEPARTMENT OF ENVIRONMENT AND NATURAL RESOURCES  
 Agency : Office of the Secretary  
 Operating Unit : ALL  
 Organization Code : 10 001 01 00000  
 Fund Cluster : 04 - Special Accounts Foreign Assisted/ Foreign Grants Fund

CLASSIFICATION/SOURCES OF REVENUE AND OTHER RECEIPTS	UACS Code	REVENUE TARGET (Annual per BESF)	ACTUAL REVENUE AND OTHER RECEIPTS COLLECTIONS					Cumulative Remittance/ Deposits to Date			VARIANCE		REMARKS
			1st Quarter	2nd Quarter	3rd Quarter	4th Quarter	TOTAL	Remittance to BTR	Deposited with AGDB	TOTAL	Amount	%	
1	2	3	4	5	6	7	8=(4+5+6+7)	9	10	11=(9+10)	12=(8-3)	13=(12/3)	14
<b>D. Special Accounts Foreign Assisted/ Foreign Grants Fund (Fund Cluster 04)</b>													
D.1 Revenue Collections		-	104.68	105.83	-	-	210.51	-	210.51	210.51	210.51		
D.1.1 Cash Revenue		-	104.68	105.83	-	-	210.51	-	210.51	210.51	210.51		
Non-Tax													
Business Income		-	104.68	105.83	-	-	210.51	-	210.51	210.51	210.51		
Interest Income	40202210	-	104.68	105.83	-	-	210.51	-	210.51	210.51	210.51		
<b>TOTAL</b>		-	104.68	105.83	-	-	210.51	-	210.51	210.51	210.51		

Certified Correct:

Recommending Approval:

Approved by:

  
**DIÑA M. NILLOSAN**  
 Department Chief Accountant

  
**ANGELITO V. FONTANILLA**  
 Director, Financial Management Service

  
**ENGR. NONITA S. CAGUIWA**  
 Asec. for Finance, Information Systems and Mining Concerns


**QUARTERLY REPORT OF REVENUE AND OTHER RECEIPTS**  
As of the Quarter Ending June 30, 2021

FAR No. 5

Department : DEPARTMENT OF ENVIRONMENT AND NATURAL RESOURCES  
Agency : Office of the Secretary  
Operating Unit : ALL  
Organization Code : 10 001 01 00000  
Fund Cluster: 05 - INTERNALLY GENERATED FUNDS

CLASSIFICATION/SOURCES OF REVENUE AND OTHER RECEIPTS	UACS Code	REVENUE TARGET Annual (as per BESF)	ACTUAL REVENUE AND OTHER RECEIPTS COLLECTIONS				TOTAL 8=(4+5+6+7)	Cumulative Remittance/ Deposits to Date			VARIANCE		REMARKS
			1st Quarter	2nd Quarter	3rd Quarter	4th Quarter		Remittance to BTR	Deposited to AGDB	TOTAL	Amount	%	
1	2	3	4	5	6	7	8	9	10	11=(9+10)	12=(8-3)	13=(12/3)	
<b>E. Internally Generated Fund (Cluster 05)</b>													
<b>A.1 Revenue Collections</b>													
<b>A.1.1 Cash Revenue</b>		172,156,000.00	94,310,079.02	33,449,346.40	-	-	127,759,425.42	-	127,754,698.80	127,754,698.80	(44,396,574.58)	-25.79%	
- Non-Tax Service Income		144,773,000.00	87,848,657.22	11,833,217.37	-	-	99,681,874.59	-	99,679,223.34	99,679,223.34	(45,091,125.41)	-31.15%	
Permit Fees	40201010	7,068,000.00	2,729,663.62	857,798.75	-	-	3,597,462.37	-	3,597,462.37	3,597,462.37	(3,470,537.63)	-49.10%	
Registration Fees	40201020	31,000.00	4,125.00	2,085.00	-	-	6,210.00	-	6,210.00	6,210.00	(24,790.00)	-79.97%	
Certification Fees	40201040	87,000.00	28,152.50	17,666.25	-	-	45,818.75	-	45,706.25	45,706.25	(41,181.25)	-47.33%	
Processing Fees	40201130	22,000.00	41,587.50	22,725.00	-	-	64,312.50	-	64,312.50	64,312.50	42,312.50	192.33%	
Supervision & Reg. Enfor. Fees	40201070	5,205,000.00	5,756.25	-	-	-	5,756.25	-	5,100.00	5,100.00	(5,199,243.75)	-99.89%	
Inspection Fees	40201100	-	112.50	75.00	-	-	187.50	-	150.00	150.00	187.50		
Fines and Penalties-Service Income	40201140	-	9,300.00	517,538.60	-	-	526,838.60	-	526,838.60	526,838.60	526,838.60		
Other Service Income	40201990	132,360,000.00	85,029,959.85	10,405,328.77	-	-	95,435,288.62	-	95,433,443.62	95,433,443.62	(36,924,711.38)	-27.90%	
<b>Business Income</b>		27,345,000.00	6,459,346.43	21,616,109.03	-	-	28,075,455.46	-	28,075,455.46	28,075,455.46	730,455.46	2.67%	
Rent/Lease Income	40202050	18,719,000.00	4,790,431.43	19,689,478.01	-	-	24,479,909.44	-	24,479,909.44	24,479,909.44	5,760,909.44	30.78%	
Sales Revenue	40202160	5,898,000.00	909,663.75	1,091,936.25	-	-	2,001,600.00	-	2,001,600.00	2,001,600.00	(3,896,400.00)	-66.06%	
Interest Income	40202210	-	-	8.52	-	-	8.52	-	8.52	8.52	8.52	#DIV/0!	
Fines and Penalties-Business Income	40202230	-	7,875.00	-	-	-	7,875.00	-	7,875.00	7,875.00	7,875.00		
Other Business Income	40202990	2,728,000.00	751,376.25	834,686.25	-	-	1,586,062.50	-	1,586,062.50	1,586,062.50	(1,141,937.50)	-41.86%	
<b>Other Non Operating Income</b>		38,000.00	2,075.37	20.00	-	-	2,095.37	-	20.00	20.00	(35,904.63)		
Miscellaneous Income	40609990	38,000.00	2,075.37	20.00	-	-	2,095.37	-	20.00	20.00	(35,904.63)	-94.49%	
<b>A.2 Non-Revenue Collections/Other Receipts</b>			7,837.50	47,602.74	-	-	55,440.24	-	53,482.74	53,482.74	55,440.24		
<b>A.2.1 Cash Receipts</b>													
Others			5,880.00	47,602.74	-	-	53,482.74	-	53,482.74	53,482.74	53,482.74		
Others			5,880.00	47,602.74	-	-	53,482.74	-	53,482.74	53,482.74	53,482.74		
<b>A.2.2 Non-Cash Receipts</b>													
Collections effected through outright deductions from claims			1,957.50	-	-	-	1,957.50	-	-	-	1,957.50		
Others			1,957.50	-	-	-	1,957.50	-	-	-	1,957.50		
<b>TOTAL</b>		<b>172,156,000.00</b>	<b>94,317,916.52</b>	<b>33,496,949.14</b>			<b>127,814,865.66</b>		<b>127,808,181.54</b>	<b>127,808,181.54</b>	<b>(44,341,134.34)</b>	<b>-25.76%</b>	

Certified Correct:

  
**DIÑA M. NILLOSAN**  
Department Chief Accountant

Recommending Approval:

  
**ANGELITO V. FONTANILLA**  
Director, Financial and Management Service

Approved by:


  
**ENGR. NONITA S. CAGUIOA**  
Asoc. for Finance, Information Systems and Mining Concerns

**QUARTERLY REPORT OF REVENUE AND OTHER RECEIPTS**  
As of the Quarter Ending June 30, 2021


Department : DEPARTMENT OF ENVIRONMENT AND NATURAL RESOURCES  
 Agency : Office of the Secretary  
 Operating Unit : ALL  
 Organization Code : 10 001 01 00000  
 Fund Cluster : 06 - Business Related Funds

CLASSIFICATION/SOURCES OF REVENUE AND OTHER RECEIPTS	UACS Code	REVENUE TARGET (Annual per BESF)	ACTUAL REVENUE AND OTHER RECEIPTS COLLECTIONS					Cumulative Remittance/ Deposits to Date			VARIANCE		REMARKS
			1st Quarter	2nd Quarter	3rd Quarter	4th Quarter	TOTAL	Remittance to BTR	Deposited with AGDB	TOTAL	Amount	%	
1	2	3	4	5	6	7	8=(4+5+6+7)	9	10	11=(9+10)	12=(8-3)	13=(12/3)	14
<b>F. Business Related Funds (Fund Cluster 06)</b>													
F.1 Revenue Collections		1,500,000.00	138,900.00	90,350.00	-	-	229,250.00	-	225,800.00	225,800.00	(1,270,750.00)	-85%	
F.1.1 Cash Revenue		1,500,000.00	138,900.00	90,350.00	-	-	229,250.00	-	225,800.00	225,800.00	(1,270,750.00)	-85%	
Non-Tax													
Business Income		1,500,000.00	138,900.00	90,350.00	-	-	229,250.00	-	225,800.00	225,800.00	(1,270,750.00)	-85%	
Income from Hostels/Dormitories and Other like Facilities	40202130	1,500,000.00	138,900.00	90,350.00	-	-	229,250.00	-	225,800.00	225,800.00	(1,270,750.00)	-85%	
<b>TOTAL</b>		<b>1,500,000.00</b>	<b>138,900.00</b>	<b>90,350.00</b>	<b>-</b>	<b>-</b>	<b>229,250.00</b>	<b>-</b>	<b>225,800.00</b>	<b>225,800.00</b>	<b>(1,270,750.00)</b>	<b>-85%</b>	

Certified Correct:

  
**DIÑA M. NILLOSAN**  
 Department Chief Accountant

Recommending Approval:

  
**ANGELITO V. FONTANILLA**  
 Director, Financial Management Service

Approved by:

  
**ENGR. NONITA S. CAGUIOA**  
 Asec. for Finance, Information Systems and Mining Concerns

**QUARTERLY REPORT OF REVENUE AND OTHER RECEIPTS**  
As of the Quarter Ending June 30, 2021

Department : DEPARTMENT OF ENVIRONMENT AND NATURAL RESOURCES  
 Agency : Office of the Secretary  
 Operating Unit : ALL  
 Organization Code : 10 001 01 00000  
 Fund Cluster : 07 - Trust Receipts

CLASSIFICATION/SOURCES OF REVENUE AND OTHER RECEIPTS	UACS Code	REVENUE TARGET (Annual per BESF)	ACTUAL REVENUE AND OTHER RECEIPTS COLLECTIONS					Cumulative Remittance/ Deposits to Date			VARIANCE		REMARKS
			1st Quarter	2nd Quarter	3rd Quarter	4th Quarter	TOTAL	Remittance to BTR	Deposited with AGDB	TOTAL	Amount	%	
1	2	3	4	5	6	7	8=(4+5+6+7)	9	10	11=(9+10)	12=(8-3)	13=(12/3)	14
<b>G. Trust Receipts (Fund Cluster 07)</b>													
G.1 Revenue Collections		-	141,482.00	18,000.00	-	-	159,482.00	159,482.00	-	159,482.00	159,482.00		
G.1.1 Cash Revenue		-	141,482.00	18,000.00	-	-	159,482.00	159,482.00	-	159,482.00	159,482.00		
Non-Tax													
Service Income		-	141,482.00	18,000.00	-	-	159,482.00	159,482.00	-	159,482.00	159,482.00		
Other Service Income	40201990	-	141,482.00	18,000.00	-	-	159,482.00	159,482.00	-	159,482.00	159,482.00		
G.2 Non-Revenue Collections/Other Receipts		-	8,013,276.71	16,811,116.01	-	-	24,824,392.72	22,845,124.80	1,199,267.02	24,044,391.82	24,824,392.72		
G.2.1 Cash Receipts		-	8,013,276.71	16,811,116.01	-	-	24,824,392.72	22,845,124.80	1,199,267.02	24,044,391.82	24,824,392.72		
Others													
Refund of cash advances		-	1,609.92	-	-	-	1,609.92	1,609.92	-	1,609.92	1,609.92		
Others		-	8,011,666.79	16,811,116.01	-	-	24,822,782.80	22,843,514.88	1,199,267.02	24,042,781.90	24,822,782.80		Includes Project HOPE initially deposited to AGDB but subsequently remitted by Central Office to BTR
<b>TOTAL</b>		-	8,154,758.71	16,829,116.01	-	-	24,983,874.72	23,004,606.80	1,199,267.02	24,203,873.82	24,983,874.72		

Certified Correct:

Recommending Approval:

Approved by:

*Diña M. Nillosan*  
**DIÑA M. NILLOSAN**  
 Department Chief Accountant

*Angelito V. Fontanilla*  
**ANGELITO V. FONTANILLA**  
 Director, Financial Management Service

*Engr. Nonita S. Caguioa*  
**ENGR. NONITA S. CAGUIOA**  
 Asec. for Finance, Information Systems and Mining Concerns