

**Department of Environment and Natural Resources**

**STATEMENT OF APPROPRIATIONS, ALLOTMENTS, OBLIGATIONS, DISBURSEMENTS AND BALANCES**

As of the Quarter Ending March 31, 2021

FUND 102 - CURRENT

Department : **ENVIRONMENT AND NATURAL RESOURCES**  
 Agency : **OFFICE OF THE SECRETARY**  
 Operating Unit : **CONSOLIDATED**  
 Organization Code (UACS) : \_\_\_\_\_  
 Fund Cluster : **02 - Foreign Assisted Projects Fund**

FAR No. 1


	Current Year Appropriations
	Continuing Appropriations
	Supplemental Appropriations


PROGRAM / ACTIVITY / PROJECT  (1)	UACS CODE  (2)	TOTAL														Utilization  %	Utilization  %	
		APPROPRIATIONS			ALLOTMENTS				CURRENT YEAR OBLIGATIONS		CURRENT YEAR DISBURSEMENTS		BALANCES					
		Authorized Appropriations  (3)	Adjustments (Transfer To) From, Realignm ent)  (4)	Adjusted Appropriations  5=(3+4)	Allotment Received  (6)	Adjustments (Withdraw als, Realignm ent)  (7)	(Transfer To)  (8)	Transfer From  (9)	Adjusted Total Allotments  10=[[6+(-)7]-8+9]	1st Quarter Ending March 31  (11)	Total  (15=11+12+13+14)	1st Quarter Ending March 31  (16)	Total  20=16+17+18+19	Unobligated Allotments  22=(10-15)	Unpaid Obligations			
															Due and Demandable  (23)			Not Yet Due and Demandable  (24)


Certified Correct:

Certified Correct:

Approved by:

  
**MAYBELL M. MANGUBOS**  
 Chief, Budget Division

  
**DIÑA M. NILLOSAN**  
 Department Chief Accountant

  
**NONITA S. CASUIOA**  
 Assistant Secretary  
 Finance, Information Systems and Mining Concern

Department of Environment and Natural Resources

STATEMENT OF APPROPRIATIONS, ALLOTMENTS, OBLIGATIONS, DISBURSEMENTS AND BALANCES

As of the Quarter Ending March 31, 2021

FUND 102 - CURRENT

Department : ENVIRONMENT AND NATURAL RESOURCES  
 Agency : OFFICE OF THE SECRETARY  
 Operating Unit : CONSOLIDATED  
 Organization Code (UACS) :  
 Fund Cluster : 02 - Foreign Assisted Projects Fund

FAR No. 1

	Current Year Appropriations
	Continuing Appropriations
	Supplemental Appropriations

PROGRAM / ACTIVITY / PROJECT  (1)	UACS CODE  (2)	TOTAL															Utilization  %	Utilization  %		
		APPROPRIATIONS			ALLOTMENTS				CURRENT YEAR OBLIGATIONS		CURRENT YEAR DISBURSEMENTS		BALANCES							
		Authorized Appropriations  (3)	Adjustments (To) From, Realignm ent)  (4)	Adjusted Appropriations  5=(3+4)	Allotment Received  (6)	Adjustments (Withdraw als, Realignm ent)  (7)	(Transfer To)  (8)	Transfer From  (9)	Adjusted Total Allotments  10=[(6+(-)7)-8+9]	1st Quarter Ending March 31  (11)	Total  (15=11+12+13+14)	1st Quarter Ending March 31  (16)	Total  20=16+17+18+19	Unobligated Allotments  22=(10-15)	Unpaid Obligations				(oblig/ allot)	(disb/ oblig)
															Due and Demandable  (23)	Not Yet Due and Demandable  (24)				
<b>PROGRAMS</b>																				
Foreign Assisted Projects		709,944,000.00	-	709,944,000.00	709,944,000.00	-	(720,481,930.00)	720,481,930.00	709,944,000.00	364,805,269.09	364,805,269.09	34,069,734.74	34,069,734.74	345,138,730.91	1,665,359.70	329,070,174.65	51.39	9.34		
MAINTENANCE AND OTHER OPERATI CAPITAL OUTLAYS	5020000000 5060000000	277,132,000.00 432,812,000.00	- -	277,132,000.00 432,812,000.00	277,132,000.00 432,812,000.00	- -	(277,135,930.00) (443,346,000.00)	277,135,930.00 443,346,000.00	277,132,000.00 432,812,000.00	106,487,226.55 258,318,042.54	106,487,226.55 258,318,042.54	34,048,585.77 21,148.97	34,048,585.77 21,148.97	170,644,773.45 174,493,957.46	1,665,359.70 -	70,773,281.08 258,296,893.57	38.42 59.68	31.97 0.01		
Integrated Natural Resources and Environmental Management Project	3102053000010	60,000,000.00	-	60,000,000.00	60,000,000.00	-	(59,700,000.00)	59,700,000.00	60,000,000.00	35,143,246.81	35,143,246.81	10,451,745.88	10,451,745.88	24,856,753.19	1,186,058.17	23,505,442.76	58.57	29.74		
MAINTENANCE AND OTHER OPERATI CAPITAL OUTLAYS	5020000000 5060000000	60,000,000.00 -	- -	60,000,000.00 -	60,000,000.00 -	- -	(59,700,000.00) -	59,700,000.00 -	60,000,000.00 -	35,143,246.81 -	35,143,246.81 -	10,451,745.88 -	10,451,745.88 -	24,856,753.19 -	1,186,058.17 -	23,505,442.76 -	58.57 -	29.74 -		
LP - ADB	310205300001000	60,000,000.00	-	60,000,000.00	60,000,000.00	-	(59,700,000.00)	59,700,000.00	60,000,000.00	35,143,246.81	35,143,246.81	10,451,745.88	10,451,745.88	24,856,753.19	1,186,058.17	23,505,442.76	58.57	29.74		
MAINTENANCE AND OTHER OPERATI CAPITAL OUTLAYS	5020000000 5060000000	60,000,000.00 -	- -	60,000,000.00 -	60,000,000.00 -	- -	(59,700,000.00) -	59,700,000.00 -	60,000,000.00 -	35,143,246.81 -	35,143,246.81 -	10,451,745.88 -	10,451,745.88 -	24,856,753.19 -	1,186,058.17 -	23,505,442.76 -	58.57 -	29.74 -		
TOTAL LP	310205300001000	60,000,000.00	-	60,000,000.00	60,000,000.00	-	(59,700,000.00)	59,700,000.00	60,000,000.00	35,143,246.81	35,143,246.81	10,451,745.88	10,451,745.88	24,856,753.19	1,186,058.17	23,505,442.76	58.57	29.74		
MAINTENANCE AND OTHER OPERATI CAPITAL OUTLAYS	5020000000 5060000000	60,000,000.00 -	- -	60,000,000.00 -	60,000,000.00 -	- -	(59,700,000.00) -	59,700,000.00 -	60,000,000.00 -	35,143,246.81 -	35,143,246.81 -	10,451,745.88 -	10,451,745.88 -	24,856,753.19 -	1,186,058.17 -	23,505,442.76 -	58.57 -	29.74 -		
Forestland Management Project	310205300002000	649,944,000.00	-	649,944,000.00	649,944,000.00	-	(660,781,930.00)	660,781,930.00	649,944,000.00	329,662,022.28	329,662,022.28	23,617,988.86	23,617,988.86	320,281,977.72	479,301.53	305,564,731.89	50.72	7.16		
MAINTENANCE AND OTHER OPERATI CAPITAL OUTLAYS FINANCIAL EXPENSES	5020000000 5060000000 5030000000	217,132,000.00 432,812,000.00 -	- - -	217,132,000.00 432,812,000.00 -	217,132,000.00 432,812,000.00 -	- - -	(217,435,930.00) (443,346,000.00) -	217,435,930.00 443,346,000.00 -	217,132,000.00 432,812,000.00 -	71,343,979.74 258,318,042.54 -	71,343,979.74 258,318,042.54 -	23,596,839.89 21,148.97 -	23,596,839.89 21,148.97 -	145,788,020.26 174,493,957.46 -	479,301.53 -	47,267,838.32 258,296,893.57 -	32.86 59.68 -	33.07 0.01 -		
GOP	310205300001000	192,788,000.00	-	192,788,000.00	192,788,000.00	-	(193,596,930.00)	193,596,930.00	192,788,000.00	77,183,994.89	77,183,994.89	23,617,429.92	23,617,429.92	115,604,005.11	176,981.70	53,389,583.27	40.04	30.60		
MAINTENANCE AND OTHER OPERATI CAPITAL OUTLAYS	5020000000 5060000000	166,368,000.00 26,420,000.00	- -	166,368,000.00 26,420,000.00	166,368,000.00 26,420,000.00	- -	(166,671,930.00) (26,925,000.00)	166,671,930.00 26,925,000.00	166,368,000.00 26,420,000.00	60,750,357.13 16,433,637.76	60,750,357.13 16,433,637.76	23,596,280.95 21,148.97	23,596,280.95 21,148.97	105,617,642.87 9,986,362.24	176,981.70 -	36,977,094.48 16,412,488.79	36.52 62.20	38.84 0.13		
LP - JICA	310205300001000	457,156,000.00	-	457,156,000.00	457,156,000.00	-	(467,185,000.00)	467,185,000.00	457,156,000.00	252,478,027.39	252,478,027.39	558.94	558.94	204,677,972.61	302,319.83	252,175,148.62	55.23	0.00		
MAINTENANCE AND OTHER OPERATI CAPITAL OUTLAYS	5020000000 5060000000	50,764,000.00 406,392,000.00	- -	50,764,000.00 406,392,000.00	50,764,000.00 406,392,000.00	- -	(50,764,000.00) (416,421,000.00)	50,764,000.00 416,421,000.00	50,764,000.00 406,392,000.00	10,593,622.61 241,884,404.78	10,593,622.61 241,884,404.78	558.94 -	558.94 -	40,170,377.39 164,507,595.22	302,319.83 -	10,290,743.84 241,884,404.78	20.87 59.52	0.01 -		