




QUARTERLY REPORT OF REVENUE AND OTHER RECEIPTS
As of the Quarter Ending June 30, 2020

Department : DEPARTMENT OF ENVIRONMENT AND NATURAL RESOURCES
Agency : Office of the Secretary
Operating Unit : Central Office
Organization Code : 10 001 01 00000

CLASSIFICATION/SOURCES OF REVENUE AND OTHER RECEIPTS	UACS Code	REVENUE TARGET Annual (as per BESF)	ACTUAL REVENUE AND OTHER RECEIPTS COLLECTIONS					Cumulative Remittance/ Deposits to Date			VARIANCE		REMARKS	
			1st Quarter	2nd Quarter	3rd Quarter	4th Quarter	TOTAL	Remittance to BTR	Deposited to AGDB	TOTAL	Amount	%		
			4	5	6	7	8=(4+5+6+7)	9	10	11=(9+10)	12=(8-3)	13=(12/3)		
A. Regular Agency Fund (Fund Cluster 01)														
A.1 Revenue Collections														
- Non-Tax		40,000.00	12,138.35	2,145.00	-	-	14,283.35	14,283.35	-	14,283.35	(25,716.65)	-64.29%		
Service Income		40,000.00	9,160.00	2,145.00	-	-	11,305.00	11,305.00	-	11,305.00	(28,695.00)	-71.74%		
Permit Fees	40201010													
Registration Fees	40201020													
Clearance and Certification Fees	40201040	20,000.00	4,690.00	350.00			5,040.00	5,040.00		5,040.00	(14,960.00)	-74.80%		
Processing Fees	40201130	10,000.00	1,000.00	1,500.00			2,500.00	2,500.00		2,500.00	(7,500.00)	-75.00%		
Other Service Income	40201990	10,000.00	3,470.00	295.00			3,765.00	3,765.00		3,765.00	(6,235.00)	-62.35%		
Gains		-	-	-			-	-		-	-	-		
Shares/ Grants & Donations		-	-	-			-	-		-	-	-		
Other Non Operating Income		-	2,978.35	-			2,978.35	2,978.35		2,978.35	2,978.35			
Miscellaneous Income	40609990		2,978.35				2,978.35	2,978.35		2,978.35	2,978.35			
Other Non Operating Income		-	149,769,400.47	400,717.54			150,170,118.01	149,873,298.01		149,873,298.01	149,873,298.01			
Miscellaneous Income	40609990			296,820.00			296,820.00				296,820.00			liquidated damages
A.2 Non-Revenue Collections														
A.2.1 Cash Receipts			149,769,400.47	103,897.54			149,873,298.01	149,873,298.01		149,873,298.01	149,873,298.01			
Others														
Refund of cash advances	19901030		1,348,151.88	55,601.61			1,403,753.49	1,403,753.49		1,403,753.49	1,403,753.49			
Others (Due from NGA)	10303010		148,057,414.79				148,057,414.79	148,057,414.79		148,057,414.79	148,057,414.79			
Others (Due from Other Funds)	10304050		303,185.40	48,295.93			351,481.33	351,481.33		351,481.33	351,481.33			
Others (Disallowance)	10305010		60,000.00				60,000.00	60,000.00		60,000.00	60,000.00			
Others (Due from Offices and Employees)	10305020		648.40				648.40	648.40		648.40	648.40			
Sub-Total Regular Agency Fund (Fund Cluster 01)		40,000.00	149,781,538.82	402,862.54			150,184,401.36	149,887,581.36		149,887,581.36	149,847,581.36	374619%		
B. Foreign Assisted Projects (Cluster 02)														
Interest Income	40202210													
Sub-Total Foreign Assisted Projects (Cluster 02)														
D. Special Account - Foreign Assisted/Grants (Cluster 04)														
Interest Income	40202210													
Sub-Total Special Account - Foreign Assisted/Grants (Cluster 04)														
F. Business Type Income (Cluster 06)														
Income from Hostels/Dormitories	40202130	1,500,000.00	329,500.00	30,250.00			359,750.00		359,750.00	359,750.00	(1,140,250.00)	-76.02%		
Miscellaneous Income	40609990													
Sub-Total Business Type Income (Cluster 06)		1,500,000.00	329,500.00	30,250.00			359,750.00		359,750.00	359,750.00	(1,140,250.00)	-76.02%		
G. Trust Receipt (Cluster 07)														
A.2.1 Cash Receipts			4,334,456.01	629,496.75			4,963,952.76	4,714,797.55	249,155.21	4,963,952.76	4,963,952.76			
Others														
Others(Trust Liabilities)	20401010		350,000.00				350,000.00	350,000.00		350,000.00	350,000.00			
Others(Other Payables)	29999990		3,984,456.01	629,496.75			4,613,952.76	4,364,797.55	249,155.21	4,613,952.76	4,613,952.76			Project HOPE- initially deposited to AGDB but subsequently remitted to BTr
Sub-Total Trust Receipt (Cluster 07)			4,334,456.01	629,496.75			4,963,952.76	4,714,797.55	249,155.21	4,963,952.76	4,963,952.76			
GRAND TOTAL		1,540,000.00	154,445,494.83	1,062,609.29			155,508,104.12	154,602,378.91	608,905.21	155,211,284.12	153,968,104.12	9997.93%		

Certified Correct:

DIÑA M. NOLASAN
Department Chief Accountant

Recommending Approval:

WILFREDO J. OBIEN
Director, Financial and Management Service

Approved by:

Engr. NONITA S. CAGUIOA
Assistant Secretary for Finance,
Information Systems and Mining Concerns

STATEMENT OF APPROVED BUDGET, UTILIZATIONS, DISBURSEMENTS AND BALANCES FOR TRUST RECEIPTS
 (for Implementing Agency use only)
 As at the Quarter Ending June 30, 2020


Department : Department of Environment and Natural Resources
 Agency/Entity : Office of the Secretary
 Operating Unit :
 Organization Code (UACS) :
 Fund Cluster : 07 - Trust Receipts


Inter Agency Fund Transfer
 Grants and Donations (Less than 12 months)


Source Agencies and Projects	UACS CODE	Approved Budget			Adjusted Budgeted Revenue	Utilizations					Disbursements					Balances		
		Approved Revenue/ Receipts	Budgeted	Adjustments (Additions, Reductions, Modifications/ Augmentations)		1st Quarter Ending March 31	2nd Quarter Ending June 30	3rd Quarter Ending Sept. 30	4th Quarter Ending Dec. 31	Total	1st Quarter Ending March 31	2nd Quarter Ending June 30	3rd Quarter Ending Sept. 30	4th Quarter Ending Dec. 31	Total	Unutilized Budget	Unpaid Utilizations (10-19) = (17+18)	
		5=(3+(-)4)	6	7		8	9	10=(6+7+8+9)	11	12	13	14	15=(11+12+13+14)	16=(5-10)	Due and Demandable		Not Yet Due and Demandable	
FOREST MANAGEMENT BUREAU	REGIONAL CFM PLANNING PROJECT (AfoCo 3)																	
	TOTAL	175,791.90	1,007,000.00	1,182,791.90	22,229.00	767,475.64				789,704.64		769,642.24			769,642.24	393,087.26	20,062.40	-
	TOTAL	175,791.90	1,007,000.00	1,182,791.90	22,229.00	767,475.64	-	-	789,704.64	-	769,642.24	-	-	769,642.24	393,087.26	20,062.40	-	
	INTERNATIONAL TROPICAL TIMBER ORGANIZATION (ITTO)																	
	TOTAL	8,852,952.03	-	8,852,952.03	-	-	-	-	-	-	-	-	-	-	8,852,952.03	-	-	-
	TOTAL	8,852,952.03	-	8,852,952.03	-	-	-	-	-	-	-	-	-	-	8,852,952.03	-	-	-
GRAND TOTAL		9,028,743.93	1,007,000.00	10,035,743.93	22,229.00	767,475.64	-	-	789,704.64	-	769,642.24	-	-	769,642.24	9,246,039.29	20,062.40	-	-
				10,035,743.93														

Certified Correct:

 MAYBELL N. MANGUBOS
 Chief, Budget Division

Certified Correct:

 DIÑA M. NOLASAN
 Department Chief Accountant

Recommending Approval:

 WILFREDO J. OBIEN
 Director, Financial and Management Service (FMS)

Approved By:

 ENGR. NONITA S. CASQUIO
 Asec. for Finance, Information Systems and Mining Concerns

Date: _____ Date: _____ Date: _____ Date: _____